

High Frequency Ceramic Solutions

2450 MHz EIA 0603 RF Balun


P/N 2450BL14C100

Detail Specification: 2/7/2018

Page 1 of 4

General Specifications

Part Number	2450BL14C100	Reel Quantity	4,000 pcs
Frequency (MHz)	2400 ~ 2500	Power Capacity	1W max. (CW)
Unbalanced Impedance (single ended)	50 Ω		
Balanced Differential Impedance	100 Ω		
Insertion Loss	1.2 dB max.		
Return Loss	9.5 dB min.		
Phase Difference	180 ± 10 deg.		
Amplitude Difference	1.5 dB max.		
Operating Temperature	-40 to +125°C		
Storage Temperature Range	-40 to +85°C		



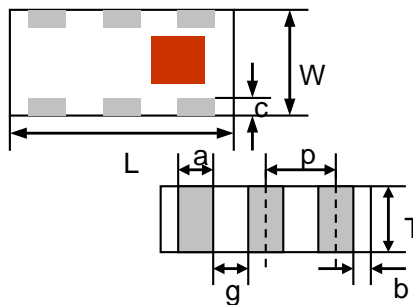
You can download measured s-parameters of this component at: <https://www.johansontechnology.com/rfbaluns>

Part Number Explanation

P/N Suffix	Packaging Style	Bulk	Suffix = S	Eg. 2450BL14C100S
		T & R	Suffix = T	Eg. 2450BL14C100T
	Termination Style	100% Tin	Suffix = None	Eg. 2450BL14C100(T or S)

Mechanical Dimensions

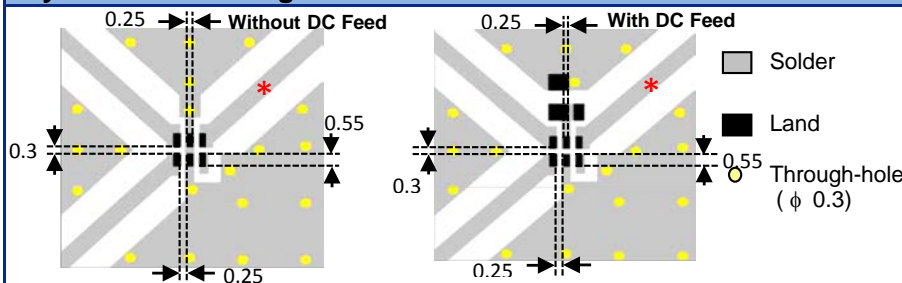
	In	mm
L	0.063 ± 0.004	1.60 ± 0.10
W	0.031 ± 0.004	0.80 ± 0.10
T	0.024 ± 0.004	0.60 ± 0.10
a	0.008 ± 0.004	0.20 ± 0.10
b	0.008 +0.004/0.008	0.20 +0.1/-0.15
c	0.006 ± 0.004	0.15 ± 0.10
g	0.012 ± 0.004	0.30 ± 0.10
p	0.020 ± 0.004	0.50 ± 0.10



Terminal Configuration

1	Unbalanced Port
2	GND, or DC Bias + RF GND
3	Balanced Port
4	Balanced Port
5	GND
6	NC

Layout and Mounting Considerations



* RF trace geometry must be designed with a 50ohm characteristic impedance

Mount these devices with red mark facing up. Line width should be designed to provide proper impedance matching characteristics.

Units: mm

Need help with the balun's layout? Want the layout file? Send us a message at: www.johansontechnology.com/component/techquestion

Johanson Technology, Inc. reserves the right to make design changes without notice.

All sales are subject to Johanson Technology, Inc. terms and conditions.



www.johansontechnology.com

4001 Calle Tecate • Camarillo, CA 93012, USA • TEL +1.805.389.1166

Ver 2.1

2018 Johanson Technology, Inc. All Rights Reserved

High Frequency Ceramic Solutions

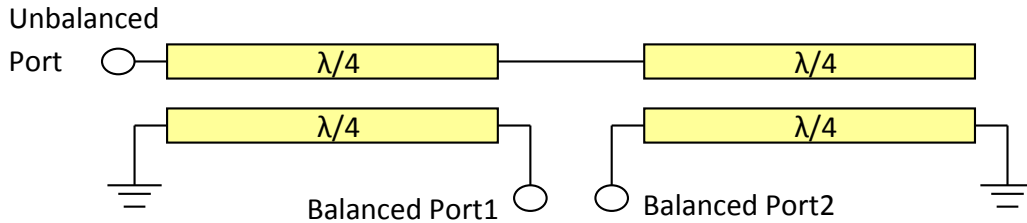
2450 MHz EIA 0603 RF Balun

P/N 2450BL14C100

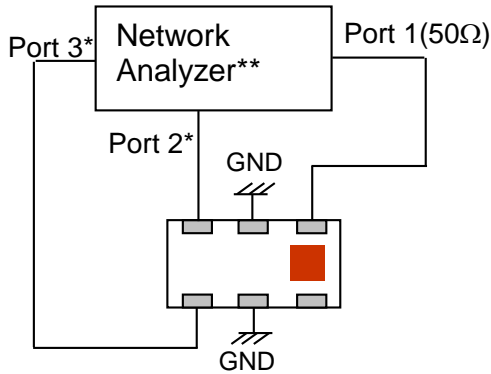
Detail Specification: 2/7/2018

Page 2 of 4

Equivalent Circuit



Measurement Diagram



Port 1: Unbalanced Port

Ports 2 and 3: Balanced Port

$$IL = S_{ds21}$$

$$RL = S_{ss11}$$

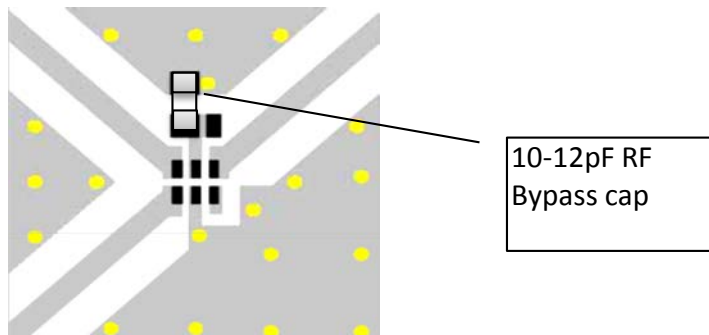
$$\text{Amp_balance} = \text{dB}(S(2,1)/S(3,1))$$

$$\text{Phase_balance} = \text{Phase}(S(2,1)/S(3,1))$$

*Impedance for ports 2 and 3 = Balanced Impedance/2

**E5071B from Agilent

DC-Feed Recommended Capacitor



Johanson Technology, Inc. reserves the right to make design changes without notice.

All sales are subject to Johanson Technology, Inc. terms and conditions.



www.johansontechnology.com

4001 Calle Tecate • Camarillo, CA 93012, USA • TEL +1.805.389.1166

Ver 2.1

2018 Johanson Technology, Inc. All Rights Reserved

High Frequency Ceramic Solutions

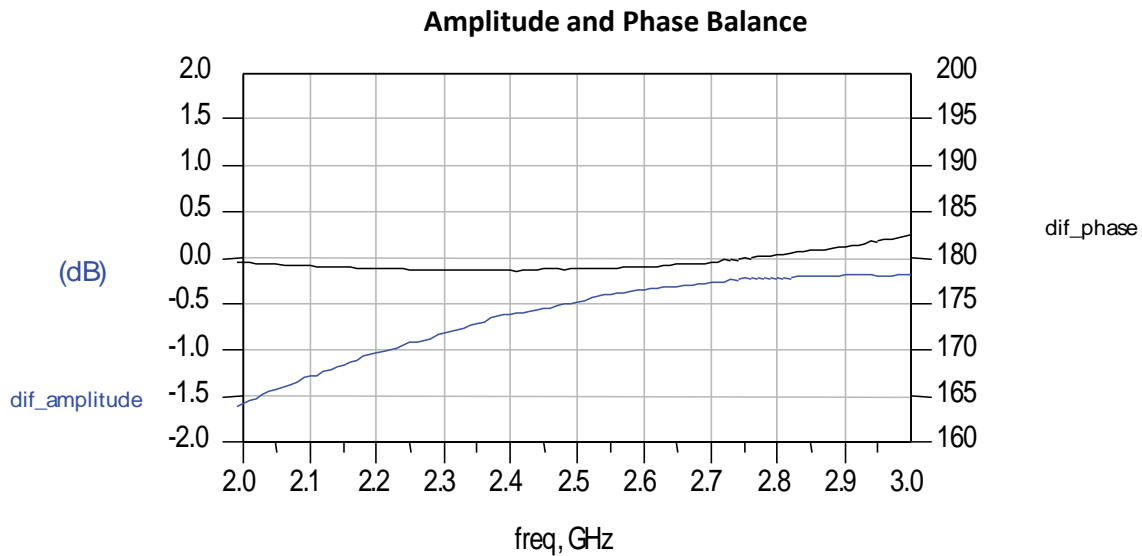
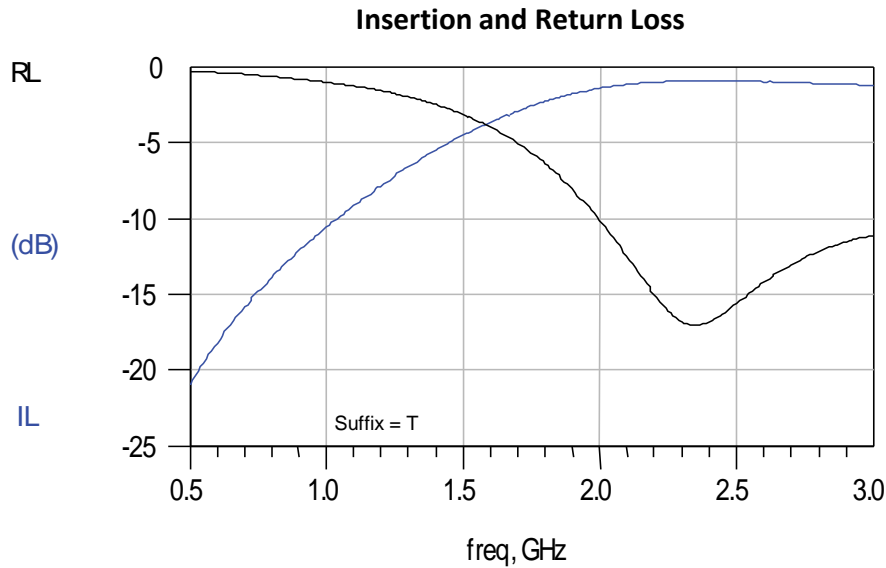
2450 MHz EIA 0603 RF Balun

P/N 2450BL14C100

Detail Specification: 2/7/2018

Page 3 of 4

Typical Electrical Characteristics (T=25°C)



Johanson Technology, Inc. reserves the right to make design changes without notice.

All sales are subject to Johanson Technology, Inc. terms and conditions.



www.johansontechnology.com

4001 Calle Tecate • Camarillo, CA 93012, USA • TEL +1.805.389.1166

Ver 2.1 2018 Johanson Technology, Inc. All Rights Reserved

High Frequency Ceramic Solutions

2450 MHz EIA 0603 RF Balun

P/N 2450BL14C100

Detail Specification: 2/7/2018

Page 4 of 4

More Balun info at:

www.johansontechnology.com/rfbaluns

Packaging information

www.johansontechnology.com/ipcpackaging.html

Soldering Information

www.johansontechnology.com/ipcsoldering-profile

MSL Info

www.johansontechnology.com/technical-notes/msl-rating.html

Recommended Storage Condition and Max Shelf Life

www.johansontechnology.com/ipcstorage-shelflife

RoHS Compliance

www.johansontechnology.com/technical-notes/rohs-compliance.html

Antenna layout and tuning techniques

www.johansontechnology.com/tuning

Antenna layout review, tuning, and characterization services

www.johansontechnology.com/ipcantennaservices

Johanson Technology, Inc. reserves the right to make design changes without notice.

All sales are subject to Johanson Technology, Inc. terms and conditions.



www.johansontechnology.com

4001 Calle Tecate • Camarillo, CA 93012, USA • TEL +1.805.389.1166

Ver 2.1

2018 Johanson Technology, Inc. All Rights Reserved