


AUDIO TRANSFORMER

AT4365



- Operating Temperature Range: -40°C to +90°C
- MSL Level 1
- Built with UL listed materials.

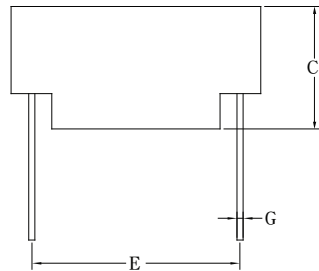
Electrical Specifications @25°C

| ALLIED PART NUMBER | Turns Ratio (±10%) | L(mH Min) | LK 1-2 (µH Max) | DCR(26°C) | HI-POT | Cw/w | INSULATION RESISTANCE |
|--------------------|--------------------|----------------|----------------------------|------------|----------------|----------------|-----------------------|
| | (1-2):(3-4):(5-6) | @1.0KHz, 0.08V | @100KHz, 0.02V | mΩ Max | 700V, 60S | @100KHz, 0.02V | 10K MΩ @ 500VDC |
| AT4365 | 1:1:1 | 1.0 | 0.7µH (@PINS 3, 4 SHORTED) | R(1-2) 450 | (1-2) TO (3-4) | (1-2) TO (3-4) | (1-2) TO (3-4) |
| | -- | -- | 0.7µH (@PINS 5, 6 SHORTED) | R(3-4) 450 | (3-4) TO (5-6) | (1-2) TO (5-6) | (3-4) TO (5-6) |
| | -- | -- | -- | R(5-6) 450 | (1-2) TO (5-6) | -- | (1-2) TO (5-6) |

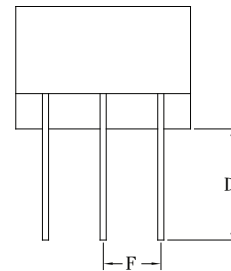
All specifications subject to change without notice.

MECHANICAL

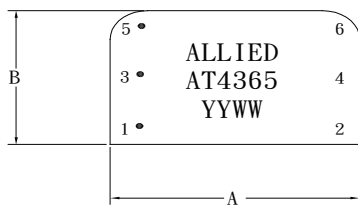
DIMENSIONS: mm



FRONT VIEW



SIDE VIEW



TOP VIEW

| A | B | C | D | E | F | G |
|--------------|--------------|-------------|----------------|----------------|---------------|----------------|
| 16.51 MAX | 11.05 MAX | 8.89 MAX | 12.7 ~17.78 | 12.70 ±0.50 | 3.81 ±0.50 | Φ0.60 ±0.15 |

SCHEMATICS

