

## 650V/ 100A Silicon Carbide Power Schottky Barrier Diode

### Features

- Rated to 650V at 100 Amps
- Zero reverse recovery current
- Zero forward recovery voltage
- Temperature independent switching behaviour
- High temperature operation
- High frequency operation

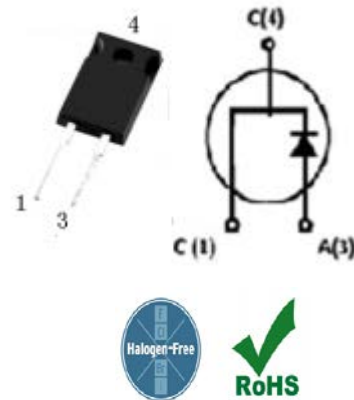
| Key Characteristics |     |    |
|---------------------|-----|----|
| $V_{RRM}$           | 650 | V  |
| $I_F$               | -   | A  |
| $Q_C$               | 385 | nC |

### Benefits

- Unipolar rectifier
- Substantially reduced switching losses
- No thermal run-away with parallel devices
- Reduced heat sink requirements

### Applications

- SMPS, e.g., CCM PFC;
- Motor drives, Solar application, UPS, Wind turbine, Rail traction, EV/HEV



| Part No.   | Package Type | Marking    |
|------------|--------------|------------|
| G3S065100P | TO-247AC     | G3S065100P |

**Maximum Ratings**

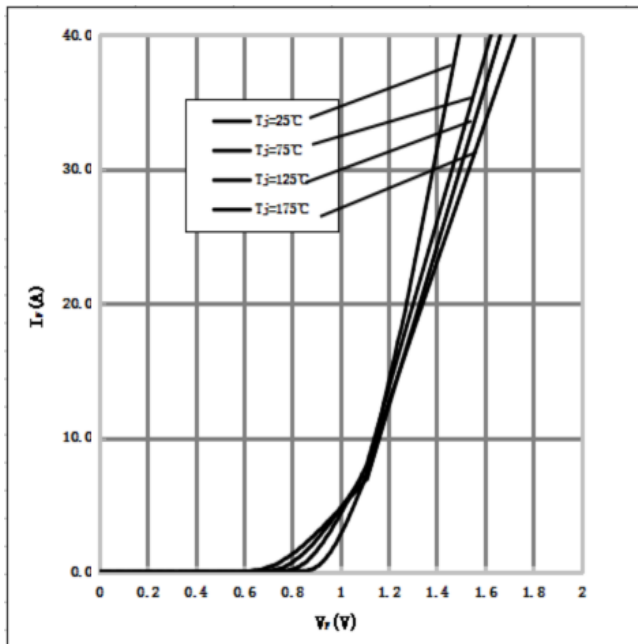
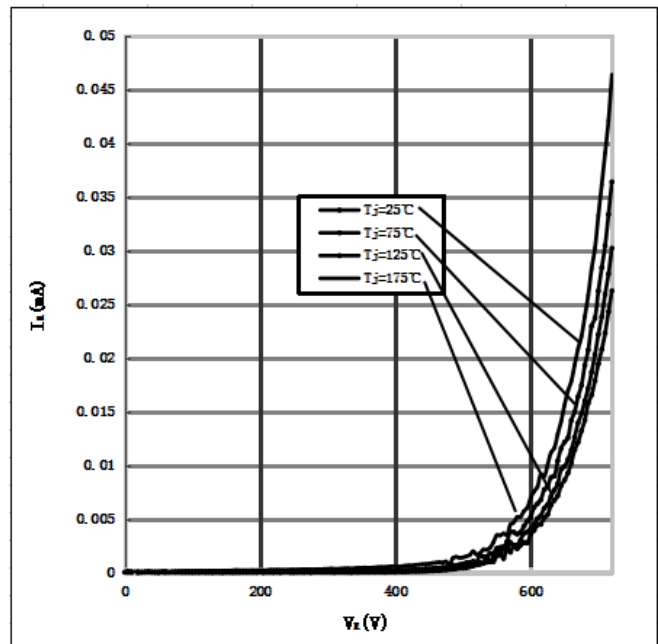
| Parameter                                 | Symbol    | Test Condition   | Value                            | Unit        |
|---|-----------|--|----------------------------------|-------------|
| Repetitive Peak Reverse Voltage           | $V_{RRM}$ |  | 650                              | V           |
| Surge Peak Reverse Voltage                | $V_{RSM}$ |  | 650                              |             |
| DC Blocking Voltage                       | $V_{DC}$  |  | 650                              |             |
| Continuous Forward Current                | $I_F$     | -  | -                                | A           |
| Repetitive Peak Forward Surge Current     | $I_{FRM}$ | $T_C=25^{\circ}C$ , $t_p=10ms$ , Half Sine Wave, $D=0.3$ | -                                | A           |
| Non-repetitive Peak Forward Surge Current | $I_{FSM}$ | $T_C=25^{\circ}C$ , $t_p=10ms$ , Half Sine Wave          | -                                | A           |
| Power Dissipation                         | $P_{TOT}$ | $T_C=25^{\circ}C$  | 484                              | W           |
|   |           | $T_C=110^{\circ}C$                                       | 210                              | W           |
| Operating Junction                        | $T_j$     |  | $-55^{\circ}C$ to $175^{\circ}C$ | $^{\circ}C$ |
| Storage Temperature                       | $T_{stg}$ |  | $-55^{\circ}C$ to $175^{\circ}C$ | $^{\circ}C$ |
| Mounting Torque                           |           | M3 Screw   | 1                                | Nm          |
|   |           | 6-32 Screw   | 8.8                              | lbf-in      |

**Thermal Characteristics**

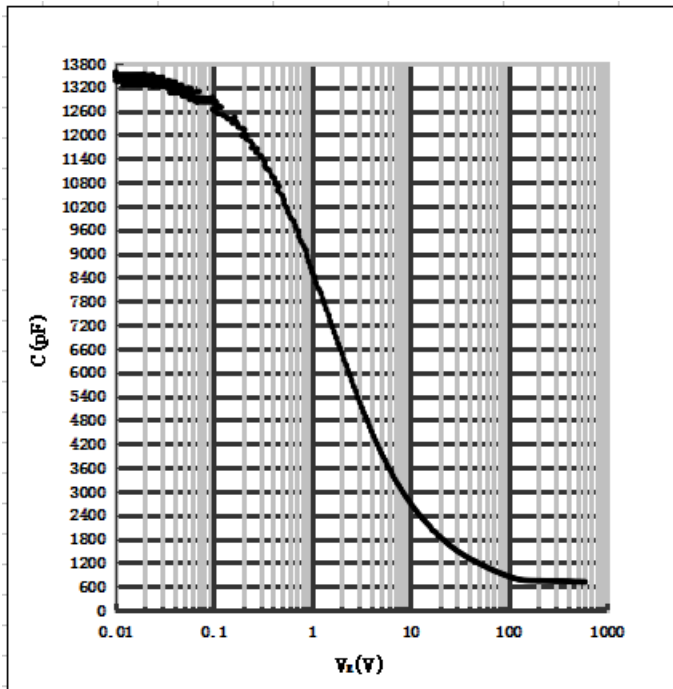
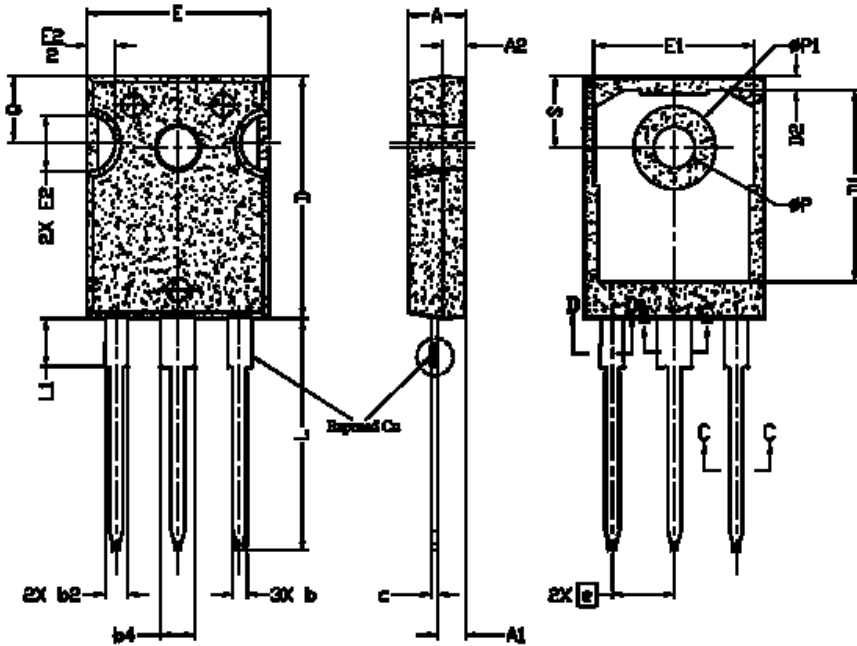
| Parameter                                | Symbol     | Test Condition | Value | Unit          |
|--|------------|----------------|-------|---------------|
|  |            |                | Typ.  |               |
| Thermal resistance from junction to case | $R_{thJC}$ |                | 0.31  | $^{\circ}C/W$ |

**Electrical Characteristics**

| Parameter               | Symbol | Test Conditions  | Numerical |       | Unit    |
|-------------------------|--------|--|-----------|-------|---------|
|                         |        |  | Typ.      | Max.  |         |
| Forward Voltage         | $V_F$  | $I_F=40A, T_j=25^\circ C$                                  | 1.4       | 1.7   | V       |
|                         |        | $I_F=40A, T_j=175^\circ C$                                 | 1.7       | 2     |         |
| Reverse Current         | $I_R$  | $V_R=650V, T_j=25^\circ C$                                 | 10        | 50    | $\mu A$ |
|                         |        | $V_R=650V, T_j=175^\circ C$                                | 20        | 100   |         |
| Total Capacitive Charge | $Q_C$  | $V_R=400V, T_j=150^\circ C$<br>$Q_C = \int_0^{V_R} C(V)dV$ | 385       | -     | nC      |
| Total Capacitance       | C      | $V_R=0V, T_j=25^\circ C, f=1MHz$                           | 13500     | 14000 | pF      |
|                         |        | $V_R=200V, T_j=25^\circ C, f=1MHz$                         | 745       | 755   |         |
|                         |        | $V_R=400V, T_j=25^\circ C, f=1MHz$                         | 730       | 740   |         |

**Performance Graphs**1) Forward IV characteristics as a function of  $T_j$  :2) Reverse IV characteristics as a function of  $T_j$  :

## 3) Capacitance vs. reverse voltage :

Package TO-247

| SYMBOL    | DIMENSIONS |       |       | NOTES |
|-----------|------------|-------|-------|-------|
|           | MIN        | NOM   | MAX   |       |
| A         | 4.83       | 5.02  | 5.21  |       |
| A1        | 2.29       | 2.41  | 2.55  |       |
| A2        | 1.50       | 2.00  | 2.49  |       |
| b         | 1.12       | 1.20  | 1.33  |       |
| b1        | 1.12       | 1.20  | 1.28  |       |
| b2        | 1.91       | 2.00  | 2.39  | 6     |
| b3        | 1.91       | 2.00  | 2.34  |       |
| b4        | 2.87       | 3.00  | 3.22  | 6, 8  |
| b5        | 2.87       | 3.00  | 3.18  |       |
| c         | 0.55       | 0.60  | 0.69  | 6     |
| c1        | 0.55       | 6.00  | 0.65  |       |
| D         | 20.80      | 20.95 | 21.10 | 4     |
| D1        | 16.25      | 16.55 | 17.65 | 5     |
| D2        | 0.51       | 1.19  | 1.35  |       |
| E         | 15.75      | 15.94 | 16.13 | 4     |
| E1        | 13.46      | 14.02 | 14.16 | 5     |
| E2        | 4.32       | 4.91  | 5.49  | 3     |
| e         | 5.44 BSC   |       |       |       |
| L         | 19.81      | 20.07 | 20.32 |       |
| L1        | 4.10       | 4.19  | 4.40  | 6     |
| $\Phi P$  | 3.56       | 3.61  | 3.65  | 7     |
| $\Phi P1$ | 7.19 REF   |       |       |       |
| Q         | 5.39       | 5.79  | 6.20  |       |
| S         | 6.04       | 6.17  | 6.30  |       |

**Note:** The levels of RoHS restricted materials in this product are below the maximum concentration values (also referred to as the threshold limits) permitted for such substances, or are used in an exempted application, in accordance with EU Directive 2011/65/EC(RoHS2). RoHS Certification and other certifications can be obtained from GPT sales representatives or GPT website: <http://globalpowertech.cn/English/index.asp>

**More product datasheets and company information can be found in:**

<http://globalpowertech.cn/English/index.asp>

