

SUMMARY

Wires

Low voltage 6



Image is for illustrative purpose only

Series OK
Termination type Female crimp
IP rating 68
AWG wire size 32.00 - 28.00
Cable Ø 4.10 - 4.50 mm
Status **obsolete**

Download

[Request a quote](#)

[Catalog](#)

TECHNICAL DETAILS

Mechanics

Shell Style/Model PH*: Free receptacle, cable collet and nut for fitting a bend relief
Keying 1 key (alpha=0, plug: male contacts, receptacle: female contacts)
Housing Material Brass (chrome plated [SAE AMS 2460]) shell and collet nut, nickel plated [SAE AMS QQ N 290] brass latch sleeve and mid pieces
Variant Z : Nut for fitting a bend relief
Weight 15.26 g

Performance

Configuration OK.306 : 6 Low Voltage
Insulator Y: PEEK for crimp contacts
Rated Current 2.5 Amps

Specifications

Contact Type: Crimp
Contact Retention: 12 N
Contact Dia.: 0.5 mm (0.02in)
Bucket Dia.: 0.45 mm (0.018in)
Min. Conductor: 0.035 mm² (AWG 32)
Max. Conductor: 0.09 mm² (AWG 28)

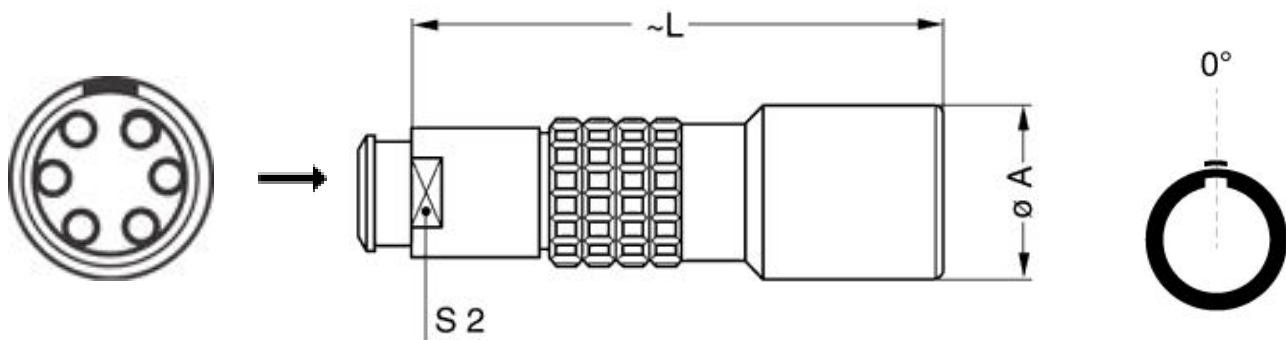
LEMO products and services are provided "as is". LEMO makes no warranties or representations with regard to LEMO product & services or use of them, express, implied or statutory, including for accuracy, completeness, or security. The user is fully responsible for his products and applications using LEMO components.

R (max): 8.7 mOhm
Vtest (contact-shell): 1200 V (AC), 1700 V (DC)
Vtest (contact-contact): 1400 V (AC), 1980 V (DC)

Others

Endurance (Shell): 5000 mating cycles
Temp (min / max): -55°C / +200°C
Humidity (max): <=95% [at 60 deg C / 140 F]
Vibration: 15 g [10 Hz - 2000 Hz]
Shock Resistance: 100 g [6 ms]
Climatical Category: 50/175/21
Shielding (min): 95 dB (10 MHz)
Shielding (min): 80 dB (1 GHz)
Salt Spray Corrosion: >1000 hr

DRAWINGS



Dimensions

	A	L	S2
mm.	13	34	7
in.	0,51	1,34	0,28



RECOMMENDED BY LEMO

LEMO products and services are provided "as is". LEMO makes no warranties or representations with regard to LEMO product & services or use of them, express, implied or statutory, including for accuracy, completeness, or security. The user is fully responsible for his products and applications using LEMO components.

Tools

Crimp Tool:	DPC.91.701.V
Crimp settings:	AWG/Selector = 28-30-32/4-3-3
Positionner:	DCE.91.050.BVM
Extractor:	DCF.91.050.2LT
Replacement contact:	EGG.0B.654.ZZM
Spanner wrench:	DCD.0E.007.PA070

Cables

CMN.06.T28.042QBCE	TPR (medical)		
CMN.06.T28.044PGZE		Grey	
CMN.06.T28.044PNZE			

LEMO products and services are provided "as is". LEMO makes no warranties or representations with regard to LEMO product & services or use of them, express, implied or statutory, including for accuracy, completeness, or security. The user is fully responsible for his products and applications using LEMO components.