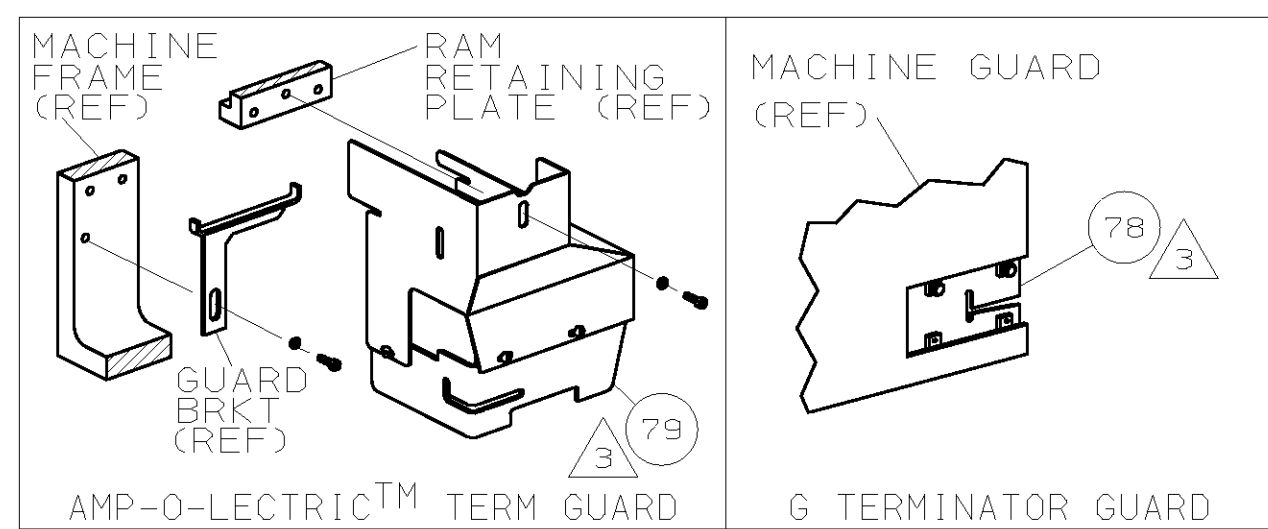
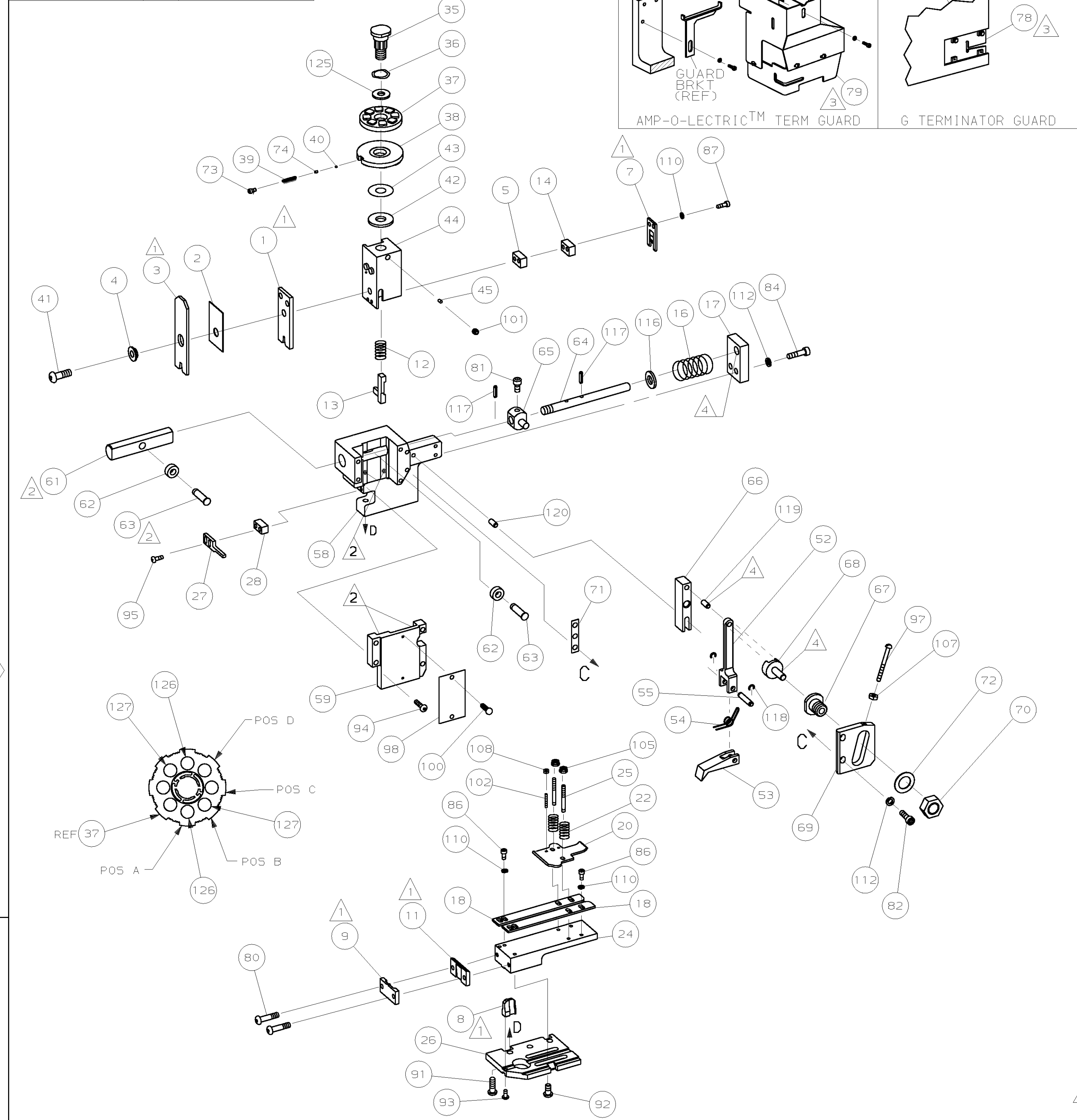


| PART NUMBER | REV | FIRST USED |
|-------------|-----|------------|
| 680891-1 | A | 122500-1 |
| 680891-2 | A | 565435-5 |

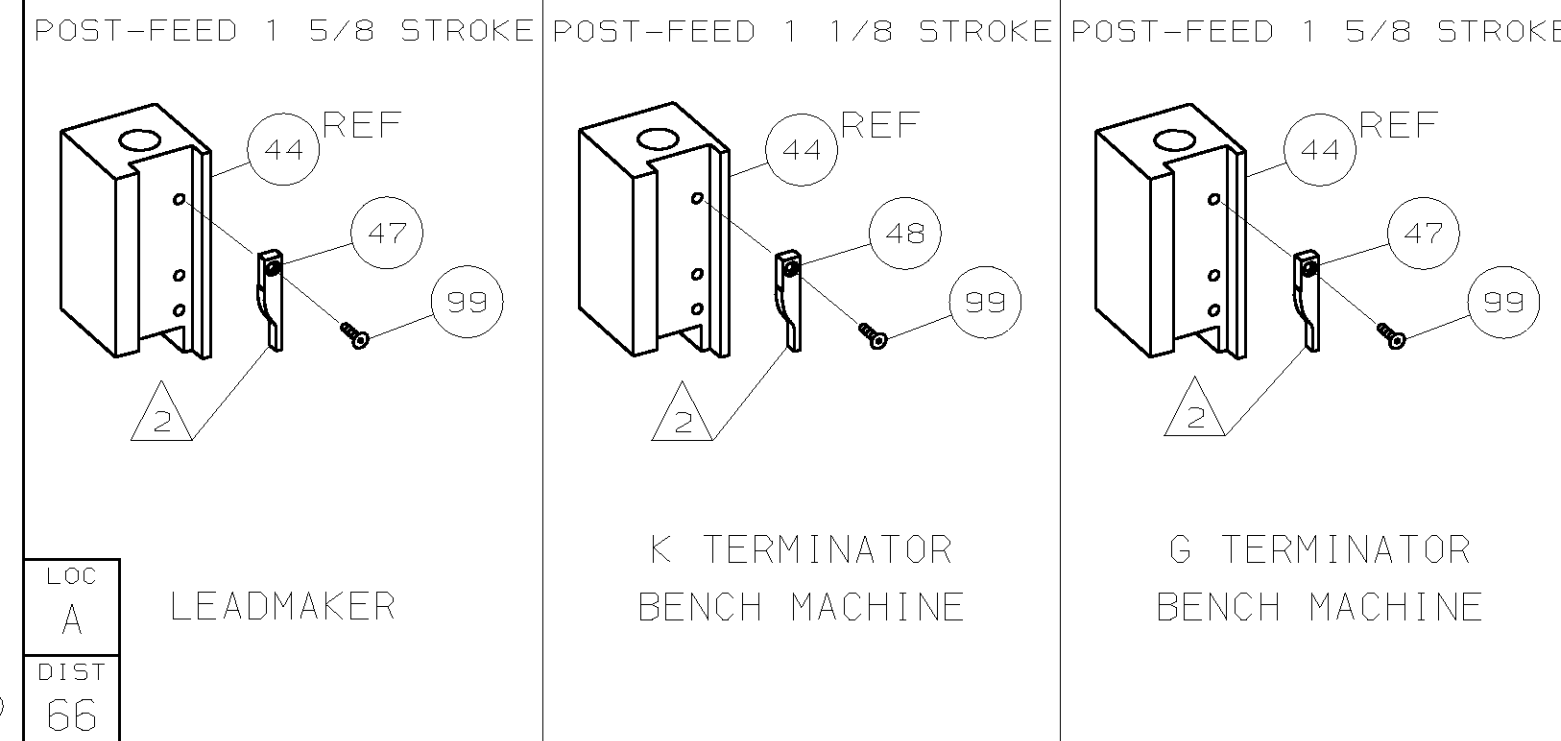


| TERMINAL NAME: SPADE TERMINAL | | | | | | |
|-----------------------------------------------|---------------------------|------|-----------|------------------|-------------|--------|
| 286838 CRIMP DATA (NON-AMP TERMINAL-AMP SPEC) | | | | | | |
| PAD LTR | CRIMP HEIGHT | | WIRE SIZE | | | |
| A | .047 ±.002 [1.18 ±0.05mm] | | 24 | | | |
| B | .045 ±.002 [1.15 ±0.05mm] | | 26 | | | |
| C | NOT | | USED | | | |
| D | NOT | | USED | | | |
| CRIMP | SIZE | TYPE | | RANGE | | |
| WIRE | .070 [2.17mm] | F | | 24-26 | | |
| INSUL | .080 [2.03mm] | 0 | | .040ø MAX | | |
| WIRE STRIP LENGTH | TERM APPL | SPEC | FEED | APPL INSTRUCTION | SET UP GAGE | LAYOUT |
| .125-.141 | NONE | | .650 | 408-8039 | 458638-1 | L2299 |

| -1 | | LEADMAKER & BENCH MODEL G | MECH POST FEED | | | |
|-----|-----|---------------------------|----------------|------------|------------------------------|----|
| -2 | | BENCH MODEL K | MECH POST FEED | | | |
| REF | REF | - | A | 22594-8 | NUT, HEX | 70 |
| REF | REF | - | B | 240628-1 | PLATE, ADJ | 69 |
| REF | REF | - | B | 240626-1 | SHAFT, PIVOT | 68 |
| REF | REF | - | B | 240633-1 | BUSHING | 67 |
| REF | REF | - | A | 455680-1 | LEVER, INTERMEDIATE | 66 |
| REF | REF | - | B | 240629-1 | BLOCK, PIVOT | 65 |
| REF | REF | - | A | 240632-2 | SCR, ADJ | 64 |
| REF | REF | - | B | 240659-3 | PIN, CAM ROLLER | 63 |
| REF | REF | - | B | 240658-1 | CAM, ROLLER | 62 |
| REF | REF | - | B | 454398-1 | ROD, FEED | 61 |
| | | | | | | 60 |
| REF | REF | - | C | 454220-1 | CAP, RAM | 59 |
| REF | REF | - | D | 453736-1 | HOUSING | 58 |
| | | | | | | 57 |
| | | | | | | 56 |
| | | | | | | 55 |
| REF | REF | - | B | 240624-1 | PIN, FEED FINGER | 54 |
| REF | REF | - | B | 691499-1 | SPRING, FEED FINGER | 53 |
| REF | REF | - | B | 240635-1 | FINGER, FEED | 52 |
| REF | REF | - | B | 240634-1 | LEVER, TERMINAL | 51 |
| | | | | | | 50 |
| | | | | | | 49 |
| 1 | - | - | B | 690501-3 | CAM, POST FEED 1 1/8 ST | 48 |
| - | 1 | - | B | 690501-4 | CAM, POST-FEED 1 5/8 ST | 47 |
| | | | | | | 46 |
| 1 | 1 | - | A | 690191-1 | PLUG, NYLON | 45 |
| 1 | 1 | - | C | 455674-1 | RAM | 44 |
| 1 | 1 | - | A | 690125-1 | WASHER, LAMINATED | 43 |
| 1 | 1 | - | A | 690124-1 | WASHER, RAM | 42 |
| 1 | 1 | - | A | 7-21002-9 | BOLT, CRIMPER (5/16-24x1.00) | 41 |
| 1 | 1 | - | A | 23241-6 | BALL, STEEL | 40 |
| 1 | 1 | - | A | 690170-1 | SPRING, COMPRESSION | 39 |
| 1 | 1 | - | C | 690142-1 | DISC, INSULATION | 38 |
| 1 | 1 | - | D | 354777-1 | WIRE DISC, PLASTIC | 37 |
| 1 | 1 | - | A | 22480-5 | WASHER, SPRING | 36 |
| 1 | 1 | - | B | 690212-1 | POST, RAM | 35 |
| | | | | | | 34 |
| | | | | | | 33 |
| | | | | | | 32 |
| 1 | 1 | - | D | 458980-1 | APPLICATOR, BASIC (SUB ASSY) | 31 |
| | | | | | | 30 |
| | | | | | | 29 |
| 1 | 1 | - | B | 3-690451-2 | SPACER, STRIPPER | 28 |
| 1 | 1 | - | A | 240639-1 | STRIPPER | 27 |
| REF | REF | - | C | 455676-1 | PLATE, BASE | 26 |
| 2 | 2 | - | A | 22354-8 | DRAG, STUD | 25 |
| 1 | 1 | - | B | 455678-1 | PLATE, STRIP GUIDE | 24 |
| | | | | | | 23 |
| 2 | 2 | - | A | 4-22281-1 | SPRING, DRAG | 22 |
| | | | | | | 21 |
| 1 | 1 | - | A | 454177-1 | DRAG, STOCK | 20 |
| 1 | 1 | - | C | 458030-7 | GUIDE, STRIP (REAR) | 19 |
| 1 | 1 | - | C | 458031-7 | GUIDE, STRIP (FRONT) | 18 |
| REF | REF | - | A | 454178-1 | GUIDE, FEED ROD | 17 |
| REF | REF | - | A | 4-22284-9 | SPRING, FEED RETURN | 16 |
| | | | | | | 15 |
| 1 | 1 | - | C | 1-240641-7 | SPACER, SLUG BLADE | 14 |
| 1 | 1 | - | D | 5-455892-8 | HOLD DOWN | 13 |
| 1 | 1 | - | A | 23846-1 | SPRING | 12 |
| 1 | 1 | - | B | 240644-1 | PLATE, REAR SHEAR | 11 |
| | | | | | | 10 |
| 1 | 1 | - | B | 690482-5 | PLATE, FRONT SHEAR | 9 |
| 1 | 1 | - | D | 7-461295-8 | ANVIL | 8 |
| 1 | 1 | - | B | 1-690474-6 | BLADE, SLUG | 7 |
| | | | | | | 6 |
| 1 | 1 | - | C | 5-240641-9 | SPACER, SLUG BLADE | 5 |
| 1 | 1 | - | B | 238009-1 | SPACER, BLOCK CRIMPER | 4 |
| 1 | 1 | - | C | 2-456135-8 | CRIMPER, INSULATION | 3 |
| 1 | 1 | - | B | 455488-4 | SPACER, CRIMPER | 2 |
| 1 | 1 | - | C | 2-456404-5 | CRIMPER, WIRE | 1 |



- 1 RECOMMENDED SPARE PARTS.
- 2 GREASE LIGHTLY.
- 3 GUARD MUST BE IN PLACE WHEN OPERATING APPLICATOR IN A BENCH MACHINE.
- 4 LUBRICATE DAILY USING NO. 20 MACHINE OIL.
- 5. ITEMS WITH QTY OF REF SPECIFIED (EXCEPT ITEMS 78 AND 79) ARE USED ON ITEM 32.
- 6 ITEM 78 USED WITH G TERMINATOR ONLY.



| QTY | REV | U/M | DWG SIZE | PART NO | DESCRIPTION | ITEM NO |
|-----|-----|-----|----------|---------|-------------|---------|
| 129 | | | | | | 129 |
| 128 | | | | | | 128 |
| 127 | | | | | | 127 |
| 126 | | | | | | 126 |
| 125 | | | | | | 125 |
| 124 | | | | | | 124 |
| 123 | | | | | | 123 |
| 122 | | | | | | 122 |
| 121 | | | | | | 121 |
| 120 | | | | | | 120 |
| 119 | | | | | | 119 |
| 118 | | | | | | 118 |
| 117 | | | | | | 117 |
| 116 | | | | | | 116 |
| 115 | | | | | | 115 |
| 114 | | | | | | 114 |
| 113 | | | | | | 113 |
| 112 | | | | | | 112 |
| 111 | | | | | | 111 |
| 110 | | | | | | 110 |
| 109 | | | | | | 109 |
| 108 | | | | | | 108 |
| 107 | | | | | | 107 |
| 106 | | | | | | 106 |
| 105 | | | | | | 105 |
| 104 | | | | | | 104 |
| 103 | | | | | | 103 |
| 102 | | | | | | 102 |
| 101 | | | | | | 101 |
| 100 | | | | | | 100 |
| 99 | | | | | | 99 |
| 98 | | | | | | 98 |
| 97 | | | | | | 97 |
| 96 | | | | | | 96 |
| 95 | | | | | | 95 |
| 94 | | | | | | 94 |
| 93 | | | | | | 93 |
| 92 | | | | | | 92 |
| 91 | | | | | | 91 |
| 90 | | | | | | 90 |
| 89 | | | | | | 89 |
| 88 | | | | | | 88 |
| 87 | | | | | | 87 |
| 86 | | | | | | 86 |
| 85 | | | | | | 85 |
| 84 | | | | | | 84 |
| 83 | | | | | | 83 |
| 82 | | | | | | 82 |
| 81 | | | | | | 81 |
| 80 | | | | | | 80 |
| 79 | | | | | | 79 |
| 78 | | | | | | 78 |
| 77 | | | | | | 77 |
| 76 | | | | | | 76 |
| 75 | | | | | | 75 |
| 74 | | | | | | 74 |
| 73 | | | | | | 73 |
| 72 | | | | | | 72 |
| 71 | | | | | | 71 |
| 70 | | | | | | 70 |

| -2 | | -1 | U/M | DWG SIZE | PART NO | DESCRIPTION | ITEM NO |
|----------------------------------------------------------------------------------|--|----|-----|----------|---------|-------------|---------|
| REVISION OF EACH ASSY NO (WHEN BLANK, USE DWG REVISION) | | | | | | | |
| QTY REOD PER ASSY | | | | | | | |
| PARTS LIST | | | | | | | |
| DIMENSIONS IN INCHES. DO NOT SCALE PRINT. TOLERANCES UNLESS OTHERWISE SPECIFIED: | | | | | | | |
| DR M.HERR 220CT99 APP 220CT99 T.ELBIN | | | | | | | |
| CHK 220CT99 REL | | | | | | | |
| NAME END FEED HDM APPLICATOR MACHINE REF MINI APPL | | | | | | | |
| SCALE - DWG NO 680891 SHEET 1 OF 1 REV A1 | | | | | | | |
| CASE CODE 00779 CUSTOMER AND ASSEMBLY DRAWING | | | | | | | |