



9615 SW Allen, Suite 103
 Beaverton, OR 97005
 Phone: (503) 643-4899
 800-275-4899
 Fax: (503) 372-1266
 Website: www.cui.com

A. SCOPE

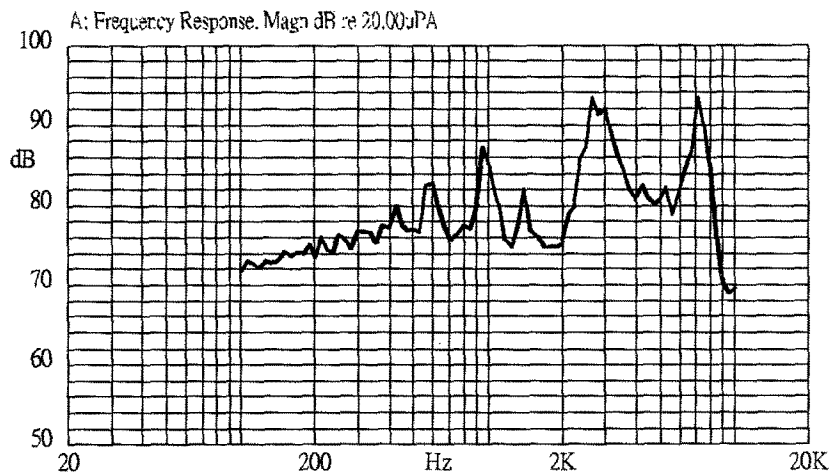
This specification applies magnetic buzzer, **CST-934AS**

B. SPECIFICATION

■ Test condition: TEMP=+25±2°C Related humidity=65±5% Air pressure:860-1060mbar

No.	Item	Unit	Specification	Condition
1	Rated Voltage	Vo-p	3.0	
2	Operating Volt.	Vo-p	2.0~4.5	
3	Mean Current	mA	Max. 80	Applying rated voltage,2730Hz square wave, 1/2duty
4	Coil Resistance	Ω	20.0 ± 3.0	
5	Coil Impedance	Ω	28.0	See Impedance Measurements graph.
6	Sound Output	dBA	Min.90 (Typical 95)	Distance at 5cm(A-weight free air). Applying rated voltage 2730Hz,square wave, 1/2duty
7	Rated Frequency	Hz	2730	
8	Operating Temp.	°C	-20 ~ +60	
9	Storage Temp.	°C	-30 ~ +70	
10	Dimension	mm	φ 9.0 x H4.0	See attached drawing.
11	Weight	gram	1.0	
12	Material		PPO (Black)	
13	Terminal		Spring contact	See attached drawing.

C. TYPICAL FREQUENCY RESPONSE CURVE

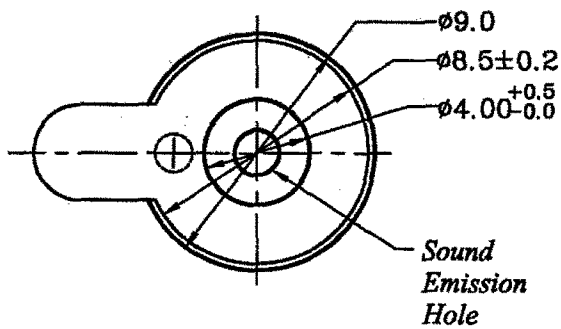
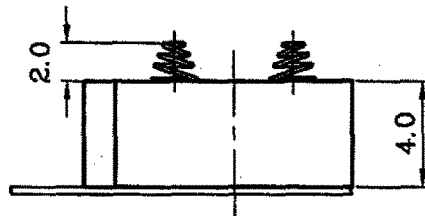
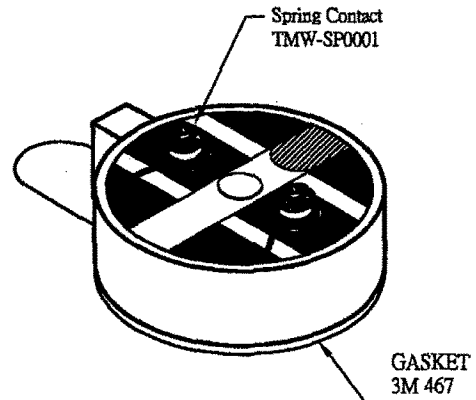
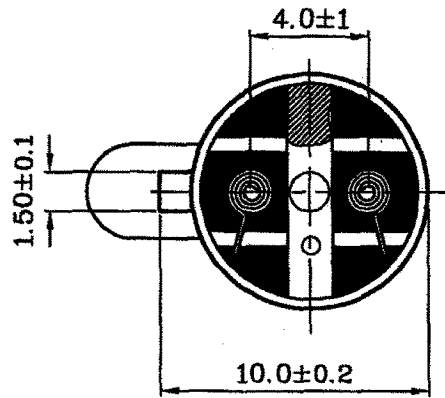


PART NO.	CST-934AS	UNITS:	mm
TOLERANCE:	±1.5	PAGE NO:	1 of 5



9615 SW Allen, Suite 103
 Beaverton, OR 97005
 Phone: (503) 643-4899
 800-275-4899
 Fax: (503) 372-1266
 Website: www.cui.com

D. APPEARANCE DRAWING



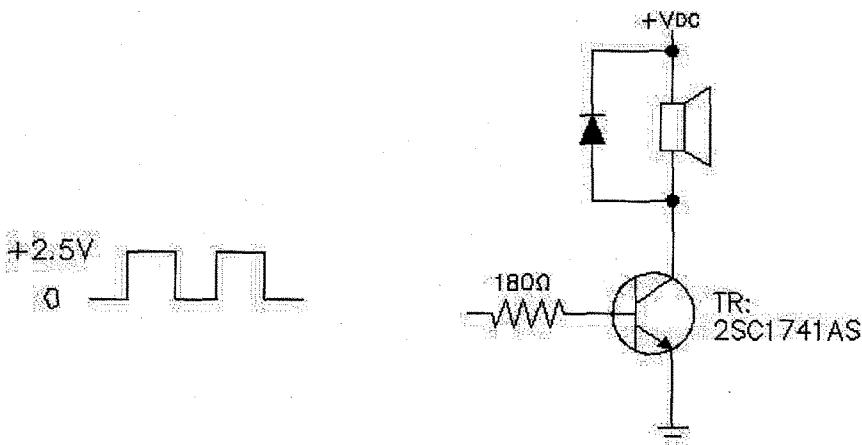
Tol: ± 0.5
Unit: mm

PART NO.	CST-934AS	UNITS:	mm
TOLERANCE:	± 1.5	PAGE NO:	2 of 5



9615 SW Allen, Suite 103
 Beaverton, OR 97005
 Phone: (503) 643-4899
 800-275-4899
 Fax: (503) 372-1266
 Website: www.cui.com

E. MEASUREMENT METHOD



F. MECHANICAL CHARACTERISTICS

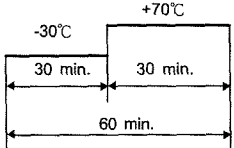
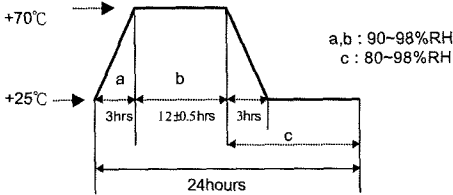
No.	Item	Test condition	Evaluation standard
1	Vibration	The part shall be subjected to a vibration cycle of 10Hz to 55Hz to 10Hz in a period of 1 minute. Total peak amplitude shall be 1.52mm (9.3G). The vibration test shall consist of 2 hours per axis in each three axes (X, Y, Z), Total 6 hours.	After the test the part shall meet specifications without any damage in appearance and performance except SPL. SPL shall be 81dBA or more.
2	Dorp test	The part only shall be dropped from a height of 75cm onto a 40mm thick wooden board 3 times in 3 axes (X.Y.Z). (a total of 9 times).	

PART NO.	CST-934AS	UNITS:	mm
TOLERANCE:	±1.5	PAGE NO:	3 of 5



9615 SW Allen, Suite 103
 Beaverton, OR 97005
 Phone: (503) 643-4899
 800-275-4899
 Fax: (503) 372-1266
 Website: www.cui.com

G. ENVIRONMENT TEST

No.	Item	Test condition	Evaluation standard
1	High temp. test	After being placed in a chamber at +70°C for 96 hours.	After the test the part shall meet specifications without any degradation in appearance and performance except SPL after 4 hours at +25°C. The SPL shall be 81dBA or more.
2	Low temp. test	After being placed in a chamber at -30°C for 96 hours.	
3	Thermal Shock	The part shall be subjected to 10 cycles. One cycle shall consist of; 	
4	Temp./ Humidity Cycle	The part shall be subjected to 10 cycles. One cycle shall be 24 hours and consist of; 	

H. RELIABILITY TEST

No.	Item	Test condition	Evaluation standard
1	Operating life test	1. Ordinary temperature The part shall be subjected to 1000 hours at room temperature (+25±10°C) with 3V, 2730Hz applied. 2. High temperature The part shall be subjected to 500 hours at +60°C with 3V, 2730Hz applied. 3. Low temperature The part shall be subjected to 500 hours at -20°C with 3V, 2730Hz applied.	After the test the part shall meet specifications without any degradation in appearance and performance except SPL after 4 hours at +25°C. The SPL shall be 81dBA or more.

TEST CONDITION.

Standard Test Condition : a) Temperature : +5 ~ +35°C b) Humidity : 45-85% c) Pressure : 860-1060mbar

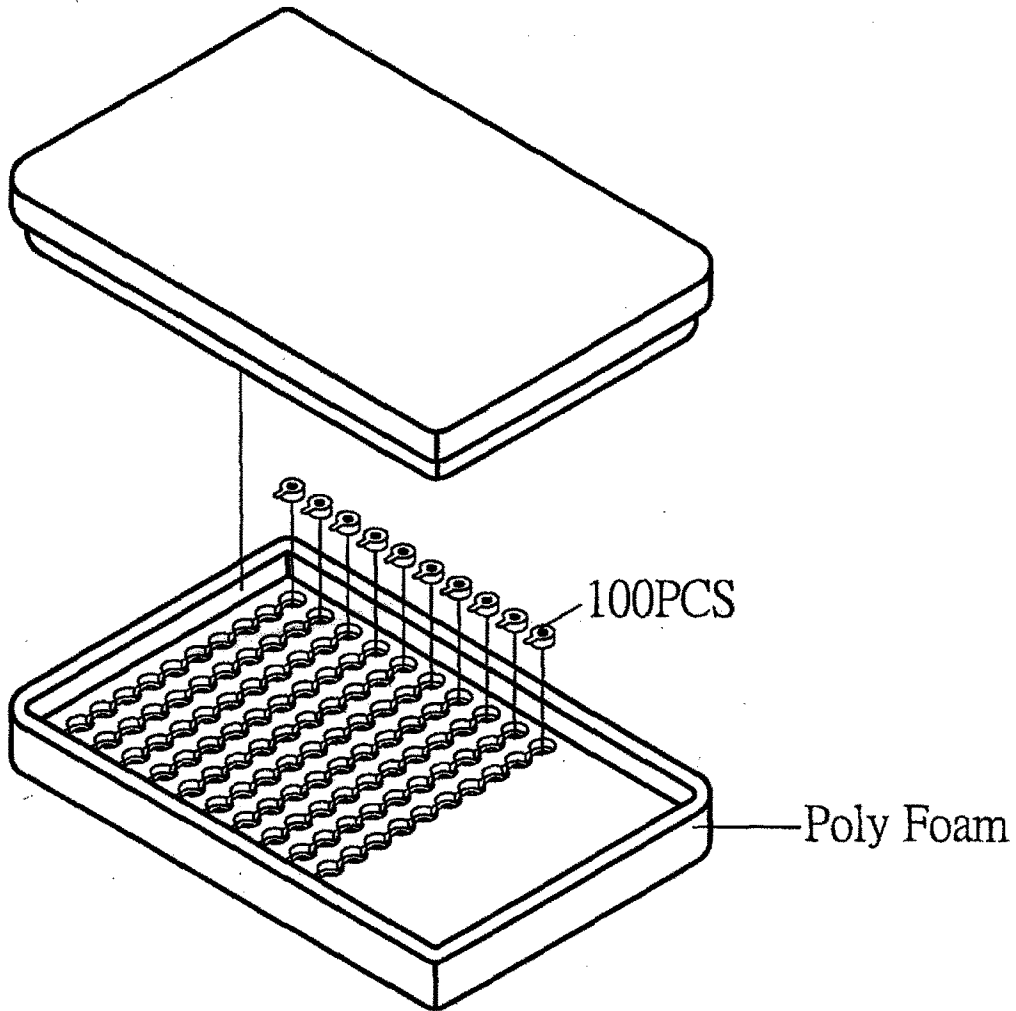
Judgement Test Condition : a) Temperature : +25 ± 2°C b) Humidity : 60-70% c) Pressure : 860-1060mbar

PART NO.	CST-934AS	UNITS:	mm
TOLERANCE:	±1.5	PAGE NO:	4 of 5



9615 SW Allen, Suite 103
 Beaverton, OR 97005
 Phone: (503) 643-4899
 800-275-4899
 Fax: (503) 372-1266
 Website: www.cui.com

I. PACKING STANDARD



Poly Foam	237mmx157mmx40mm	1x100PCS=100PCS
-----------	------------------	-----------------

PART NO.	CST-934AS	UNITS:	mm
TOLERANCE:	±1.5	PAGE NO:	5 of 5