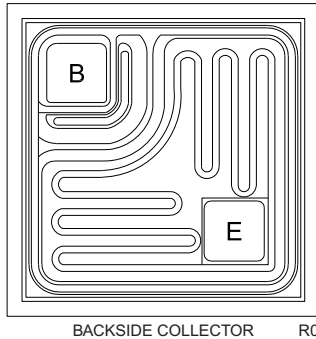


CP327V-MPSA27

NPN - Darlington Transistor Die

0.5 Amp, 60 Volt

The CP327V-MPSA27 die is a silicon NPN Darlington power transistor designed for high gain amplifier applications.



MECHANICAL SPECIFICATIONS:

Die Size	22.8 x 22.8 MILS
Die Thickness	7.1 MILS
Base Bonding Pad Size	4.7 x 4.7 MILS
Emitter Bonding Pad Size	4.7 x 4.7 MILS
Top Side Metalization	Al-Si – 17,000Å
Back Side Metalization	Au – 9,000Å
Scribe Alley Width	1.8 MILS
Wafer Diameter	5 INCHES
Gross Die Per Wafer	33,085

MAXIMUM RATINGS: ($T_A=25^\circ\text{C}$)

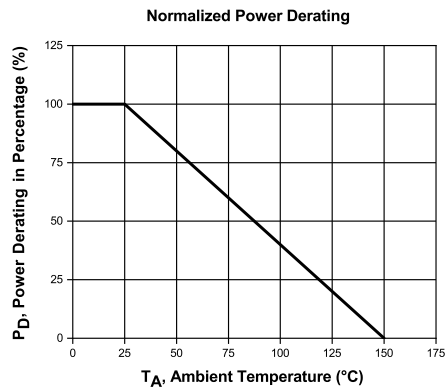
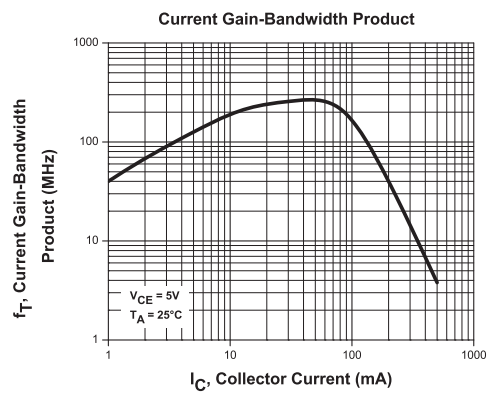
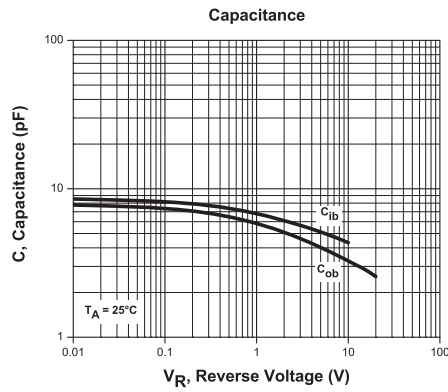
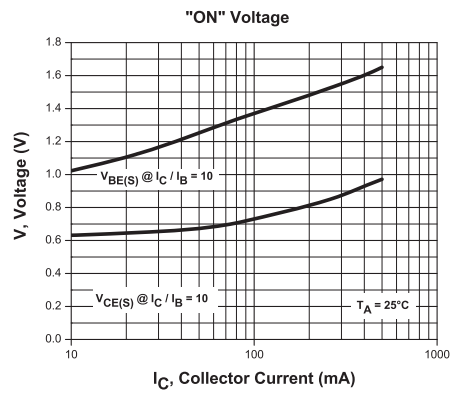
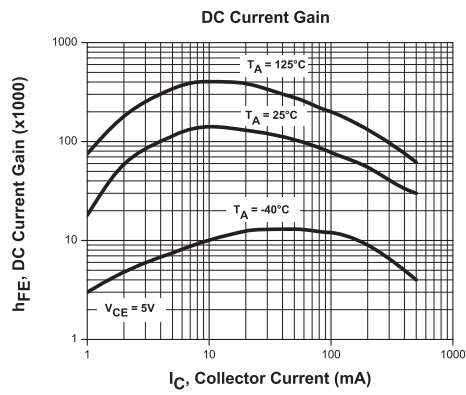
	SYMBOL		UNITS
Collector-Base Voltage	V_{CBO}	60	V
Collector-Emitter Voltage	V_{CES}	60	V
Emitter-Base Voltage	V_{EBO}	10	V
Continuous Collector Current	I_C	0.5	A
Operating and Storage Junction Temperature	T_J, T_{stg}	-65 to +150	$^\circ\text{C}$

ELECTRICAL CHARACTERISTICS: ($T_A=25^\circ\text{C}$ unless otherwise noted)

SYMBOL	TEST CONDITIONS	MIN	MAX	UNITS
I_{CBO}	$V_{CB}=50\text{V}$		100	nA
I_{CES}	$V_{CE}=50\text{V}$		500	nA
I_{EBO}	$V_{EB}=10\text{V}$		100	nA
BV_{CBO}	$I_C=100\mu\text{A}$	60		V
BV_{CES}	$I_C=100\mu\text{A}$	60		V
$V_{CE(SAT)}$	$I_C=100\text{mA}, I_B=0.1\text{mA}$		1.5	V
$V_{BE(ON)}$	$V_{CE}=5.0\text{V}, I_C=100\text{mA}$		2.0	V
h_{FE}	$V_{CE}=5.0\text{V}, I_C=10\text{mA}$	10K		
h_{FE}	$V_{CE}=5.0\text{V}, I_C=100\text{mA}$	10K		
f_T	$V_{CE}=5.0\text{V}, I_C=10\text{mA}, f=100\text{MHz}$	125		MHz

CP327V-MPSA27

Typical Electrical Characteristics



BARE DIE PACKING OPTIONS



BARE DIE IN TRAY (WAFFLE) PACK

CT: Singulated die in tray (waffle) pack.
(example: CP211-PART NUMBER-CT)

CM: Singulated die in tray (waffle) pack 100% visually inspected as per MIL-STD-750, (method 2072 transistors, method 2073 diodes).
(example: CP211-PART NUMBER-CM)



UNSAWN WAFER

WN: Full wafer, unsawn, 100% tested with reject die inked.
(example: CP211-PART NUMBER-WN)



SAWN WAFER ON PLASTIC RING

WR: Full wafer, sawn and mounted on plastic ring,
100% tested with reject die inked.
(example: CP211-PART NUMBER-WR)

Please note: Sawn Wafer on Metal Frame (WS) is possible as a special order. Please contact your Central Sales Representative at 631-435-1110.



Visit the Central website for a complete listing of specifications:
www.centrasemi.com/bdspecs

OUTSTANDING SUPPORT AND SUPERIOR SERVICES



PRODUCT SUPPORT

Central's operations team provides the highest level of support to insure product is delivered on-time.

- Supply management (Customer portals)
- Inventory bonding
- Consolidated shipping options
- Custom bar coding for shipments
- Custom product packing

DESIGNER SUPPORT/SERVICES

Central's applications engineering team is ready to discuss your design challenges. Just ask.

- Free quick ship samples (2nd day air)
- Online technical data and parametric search
- SPICE models
- Custom electrical curves
- Environmental regulation compliance
- Customer specific screening
- Up-screening capabilities
- Special wafer diffusions
- PbSn plating options
- Package details
- Application notes
- Application and design sample kits
- Custom product and package development

REQUESTING PRODUCT PLATING

1. If requesting Tin/Lead plated devices, add the suffix "TIN/LEAD" to the part number when ordering (example: 2N2222A TIN/LEAD).
2. If requesting Lead (Pb) Free plated devices, add the suffix "PBFREE" to the part number when ordering (example: 2N2222A PBFREE).

CONTACT US

Corporate Headquarters & Customer Support Team

Central Semiconductor Corp.
145 Adams Avenue
Hauppauge, NY 11788 USA
Main Tel: (631) 435-1110
Main Fax: (631) 435-1824
Support Team Fax: (631) 435-3388
www.centrasemi.com

Worldwide Field Representatives:
www.centrasemi.com/wwreps

Worldwide Distributors:
www.centrasemi.com/wwdistributors

For the latest version of Central Semiconductor's **LIMITATIONS AND DAMAGES DISCLAIMER**, which is part of Central's Standard Terms and Conditions of sale, visit: www.centrasemi.com/terms