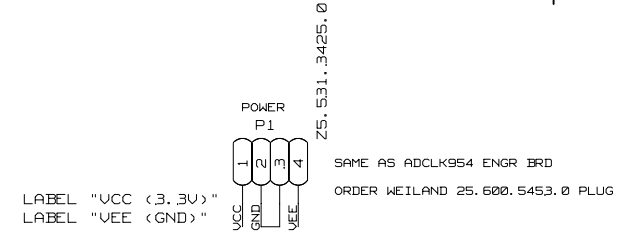
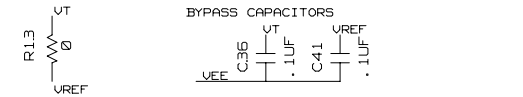
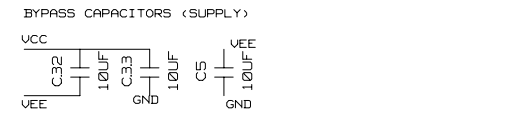
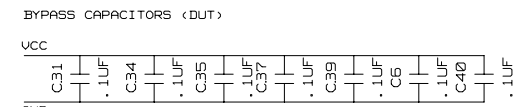
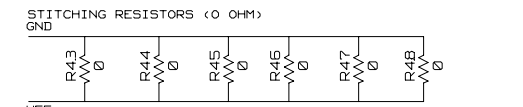
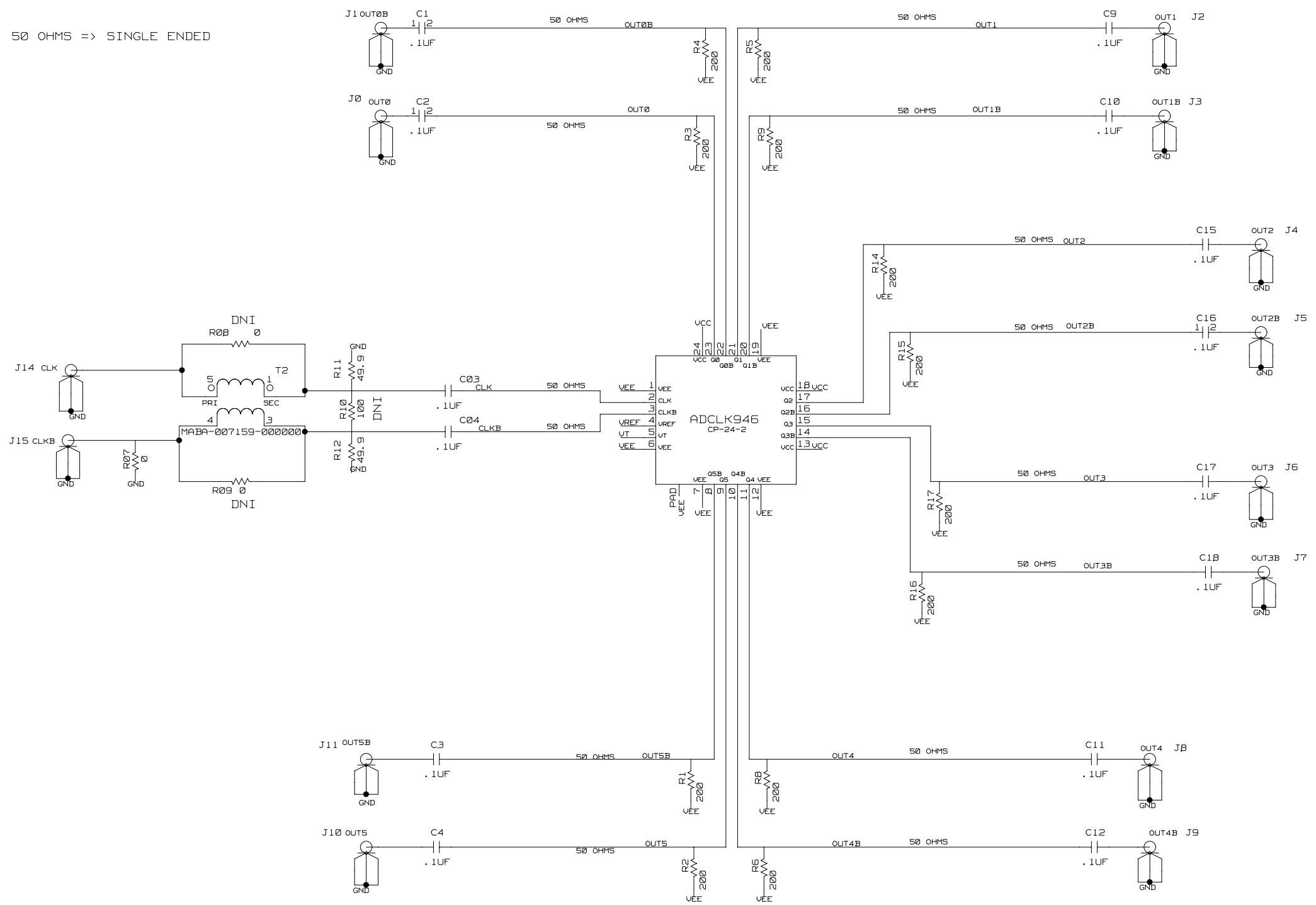


| REVISIONS | | | |
|-----------|-------------|------|----------|
| REV | DESCRIPTION | DATE | APPROVED |
| | | | |



50 OHMS => SINGLE ENDED



| | | | |
|----------------------------------------------------------------------------------------------------------------------------------------------------------------------------------------------------------------------------------------------------------------------------------------------------------------------------------------------------|---------------------------|---------------------------------|--------------|
| | SCHEMATIC | | |
| | SCHEMATIC ADCLK946CE01 | | |
| <small>THIS DRAWING IS THE PROPERTY OF ANALOG DEVICES INC. IT IS NOT TO BE REPRODUCED OR COPIED, IN WHOLE OR IN PART, OR USED IN FURNISHING INFORMATION TO OTHERS, OR FOR ANY OTHER PURPOSE DETRIMENTAL TO THE INTERESTS OF ANALOG DEVICES. THE EQUIPMENT DESIGN HEREON MAY BE PROTECTED BY PATENTS OWNED OR CONTROLLED BY ANALOG DEVICES.</small> | DESIGN VIEW 02/10/2009 | DRAWING NO. SCH-ADCLK946CE01 | REV B |
| PTD ENGINEER OSCAR BURBANO | SIZE D | SCALE NONE | SHEET 1 OF 1 |