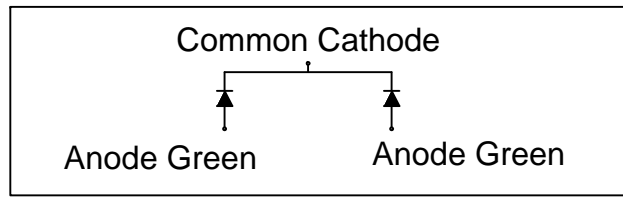
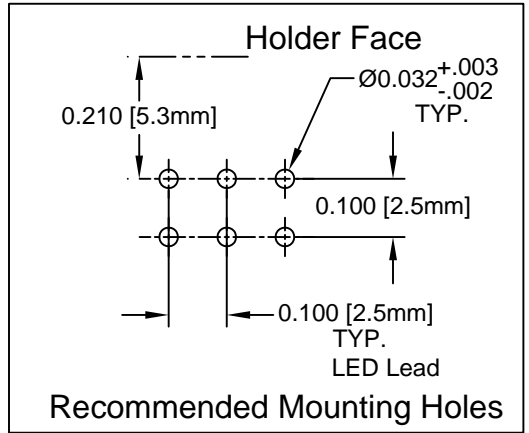
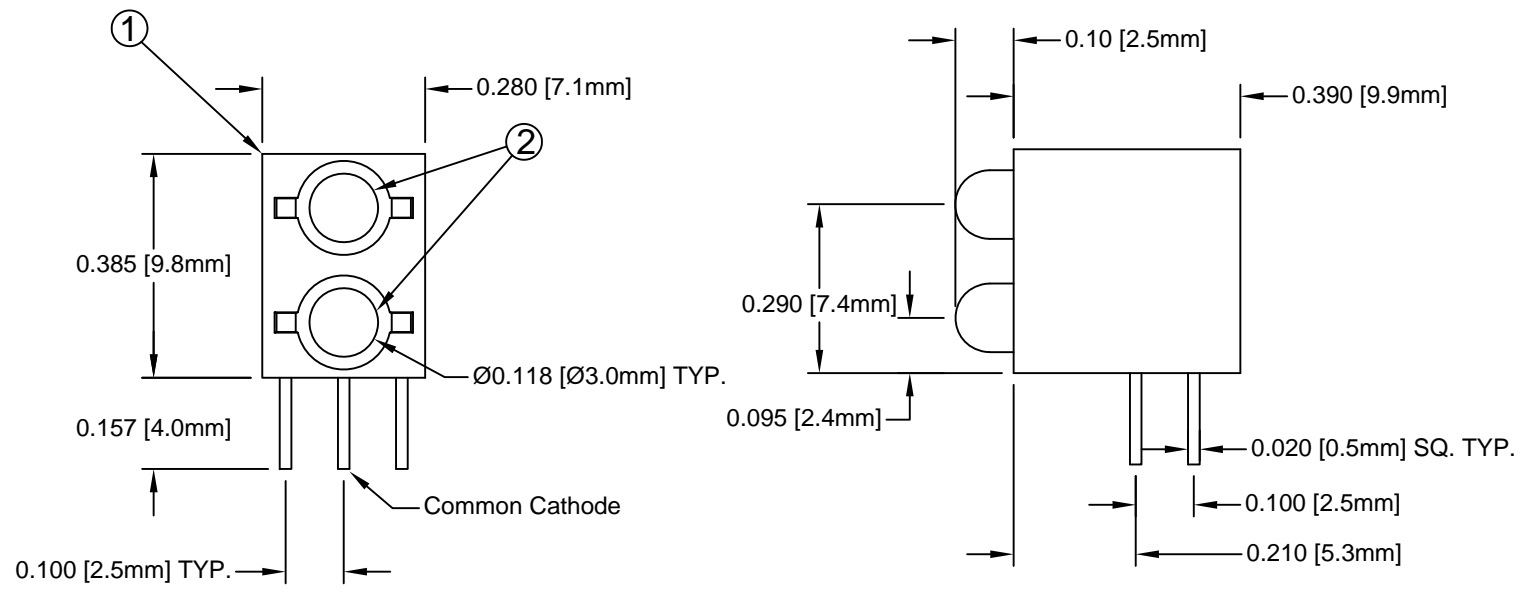


ITEM	QTY	PART NUMBER	PART DESCRIPTION
1	1	H-280C	Tri-Lead 90°, LED holder, T-1 (3mm)
2	2	3GD-3-F	T-1 (3mm) Tri-Lead Flange LED

REV.	DESCRIPTION	DATE	APPROVED
A	Engineering Release.	08/06/02	M. C.
B	Added Common Cathode ID	12/05/05	M. C.
C	Update Template	02/19/07	M. C.
D	Updated Lead View and Mounting Holes	03/05/08	M. C.
E	Engineering Update w/o Changes	06/22/16	J. C.



LED Part No.	Chip			Lens Appearance	Absolute Max. Ratings				Electro-Optical Data @ 20mA			Viewing Angle (Deg)
	Material	Peak Wave Length λ_p (nm)	Emitted Color		$\Delta\lambda$ (nm)	Pd (mW)	If (mA)	Peak If (mA)	Vf (V)		Iv (mcd)	
									TYP	MAX	TYP	
3GD-3-F	GaP/GaP	565	GREEN	DIFFUSED	30	80	30	150	2.2	2.6	30	45
	GaP/GaP	565	GREEN						2.2	2.6	30	

ABSOLUTE MAXIMUM RATINGS (Ta = 25°C)

- REVERSE VOLTAGE _____ 5V
- REVERSE CURRENT (VR=5V) _____ 100 μ A
- OPERATING TEMPERATURE RANGE _____ -25°C ~ 85°C
- STORAGE TEMPERATURE _____ -30°C ~ 100°C
- LEAD SOLDERING TEMPERATURE (1/16" FROM BODY) _____ 260°C for 5 Seconds

STANDARD TOLERANCE (UNLESS OTHERWISE SPECIFIED)		 4 THOMAS, IRVINE, CA. 92618 TEL: (949) 951-8808 FAX: (949) 951-3974	
DECIMALS	ANGULAR		
.X \pm .1	X° \pm 1°		
.XX \pm .02		 TITLE: T-1 (3mm) TRI-LEAD ASSY	
.XXX \pm .010			PART NO: H280CGD
DESIGNED: S. Irving	DATE: 08/06/02	REVISION: E	
CHECKED: M. Chen	DATE: 08/06/02	CAGE CODE : 32559 SHEET # 1 OF 1	
CAD GENERATED DOCUMENT. DO NOT MEASURE DRAWING.			