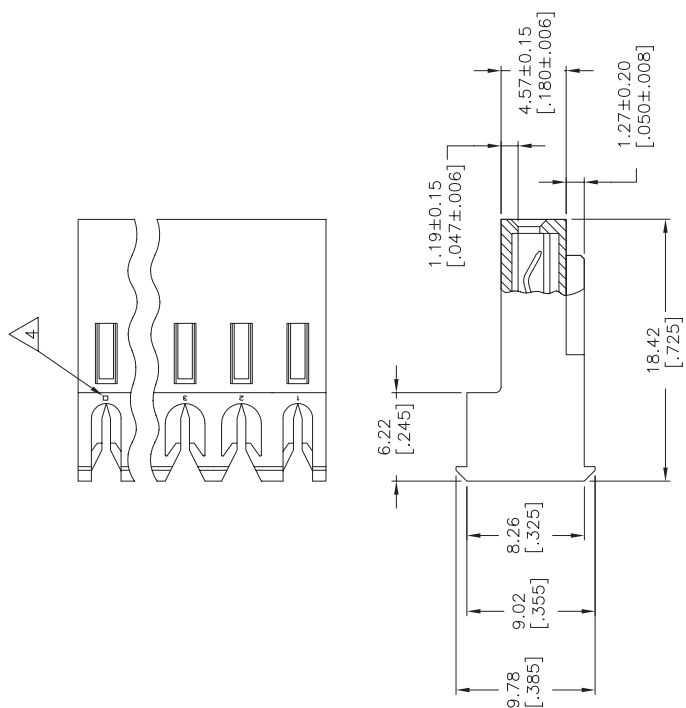
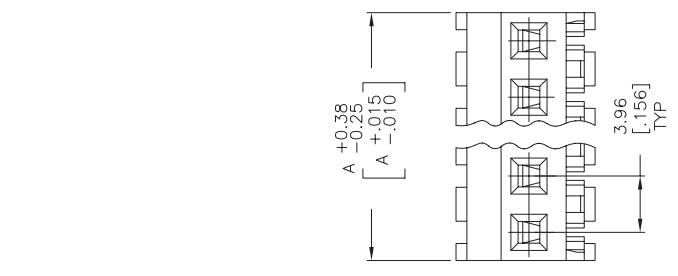


THIS DRAWING IS UNPUBLISHED.  
 © COPYRIGHT BY TYCO ELECTRONICS CORPORATION. ALL RIGHTS RESERVED.  
 RELEASED FOR PUBLICATION

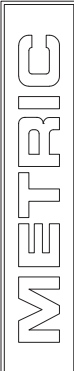
LOC	DIST	P	LINK	DATE	REV	APP	DB
CM	00	P	ECC-07-012873	15JUN07	KW		

REVISIONS	
DESCRIPTION	DATE

95.10	[3.744]	24	5-641234-4
91.14	[3.588]	23	5-641234-3
87.17	[3.432]	22	5-641234-2
83.21	[3.276]	21	5-641234-1
79.25	[3.120]	20	5-641234-0
75.29	[2.964]	19	4-641234-9
71.32	[2.808]	18	4-641234-8
67.36	[2.652]	17	4-641234-7
63.40	[2.496]	16	4-641234-6
59.44	[2.340]	15	4-641234-5
55.47	[2.184]	14	4-641234-4
51.51	[2.028]	13	4-641234-3
47.55	[1.872]	12	4-641234-2
43.59	[1.716]	11	4-641234-1
39.62	[1.560]	10	4-641234-0
35.66	[1.404]	9	3-641234-9
31.70	[1.248]	8	3-641234-8
27.74	[1.092]	7	3-641234-7
23.77	[.936]	6	3-641234-6
19.81	[.780]	5	3-641234-5
15.85	[.624]	4	3-641234-4
11.89	[.468]	3	3-641234-3
7.92	[.312]	2	3-641234-2
95.10	[3.744]	24	2-641234-4
91.14	[3.588]	23	2-641234-3
87.17	[3.432]	22	2-641234-2
83.21	[3.276]	21	2-641234-1
79.25	[3.120]	20	2-641234-0
75.29	[2.964]	19	1-641234-9
71.32	[2.808]	18	1-641234-8
67.36	[2.652]	17	1-641234-7
63.40	[2.496]	16	1-641234-6
59.44	[2.340]	15	1-641234-5
55.47	[2.184]	14	1-641234-4
51.51	[2.028]	13	1-641234-3
47.55	[1.872]	12	1-641234-2
43.59	[1.716]	11	1-641234-1
39.62	[1.560]	10	1-641234-0
35.66	[1.404]	9	641234-9
31.70	[1.248]	8	641234-8
27.74	[1.092]	7	641234-7
23.77	[.936]	6	641234-6
19.81	[.780]	5	641234-5
15.85	[.624]	4	641234-4
11.89	[.468]	3	641234-3
7.92	[.312]	2	641234-2



1. MATERIAL: CONNECTOR - NYLON UL94V-2 (RED). CONTACTS - 0.30[.012] THICK COPPER ALLOY 0.00076 [.00030] GOLD IN CONTACT AREA WITH BRIGHT TIN-LEAD FOR 641234-2 THRU 2-641234-4, MATTE WHISKER MITIGATED TIN FOR 3-641234-2 THRU 5-641234-4 OVER NICKEL UNDERPLATE.
2. CONTACTS ACCEPT 22 AWG WIRE WITH 2.41[.095] MAX INSULATION DIAMETER.
3. CONTACTS MUST ACCEPT 1.14±0.03[.045±.001] SQUARE POST AND REMAIN LOCKED IN POSITION.
4. IDENTIFICATION NUMBER FOR LAST CIRCUIT MAY NOT APPEAR ON ALL ASSEMBLIES.
5. DIMENSIONS IN BRACKETS ARE IN INCHES.
6. HOUSING FEATURES ARE: FEED-THRU WITHOUT LOCKING RAMP.



THIS DRAWING IS A CONTROLLED DOCUMENT.	
DATE	12 FEB 91
BY	B. LEWIS
CHK	C. SWING
APPROVED	20 FEB 91
DATE	12 FEB 91
BY	D. CLARK
PRODUCT SPEC	108-1051
APPLICATION SPEC	114-1020
WEIGHT	
SIZE	A2 00779
SCALE	4:1
SHEET	1 OF 1
REV	P

CUSTOMER DRAWING	
DIM A NO OF CIRCUITS PART NO	
Tyco Electronics	
Tyco Electronics Corporation	
Harrisburg, Pa 17105-3608	
MTA-156 CONNECTOR ASSEMBLY,	
22 AWG, STANDARD	
RESTRICTED TO	