

# **QT-Brightek Chip LED Series**

## **SMD 0603 Green LED**

**Part No.: QBLP601-O5**

**5: 5mA**

---

**Table of Contents:**

Introduction .....	3
Electrical / Optical Characteristic (Ta=25 °C) .....	4
Absolute Maximum Rating .....	4
Characteristic Curves.....	5
Solder Profile & Footprint.....	6
Packing .....	7
Ordering Information .....	8
Revision History .....	9
Disclaimer .....	9

## Introduction

**Feature:**

- Water clear lens
- Color: Orange
- Package in tape and reel
- Ultra bright 0603 LED package
- AlInGaP technology
- Viewing angle: 140 deg typ.

**Description:**

These ultra bright 0603 LEDs have a height profile of 0.60mm. Combination of high brightness output and small footprint, these LEDs are ideal for keypad backlighting and status indication.

**Application:**

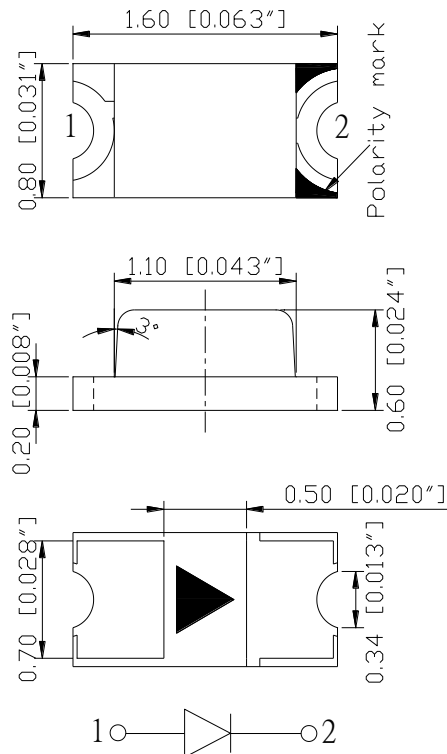
- Status indication
- Back lighting application

**Certification & Compliance:**

- ISO9001
- RoHS Compliant



**Dimension:**



Units: mm / tolerance = +/-0.1mm

**Electrical / Optical Characteristic (Ta=25 °C)**

Product	Color	I <sub>F</sub> (mA)	V <sub>F</sub> (V)		λ <sub>D</sub> (nm)			I <sub>V</sub> (mcd)	
			Typ.	Max.	Min.	Typ.	Max.	Min.	Typ.
QBLP601-O5	Orange	5	2.0	2.3	600	605	610	16	30

**Absolute Maximum Rating**

Material	P <sub>d</sub> (mW)	I <sub>F</sub> (mA)	I <sub>FP</sub> (mA)*	V <sub>R</sub> (V)	T <sub>OP</sub> (°C)	T <sub>ST</sub> (°C)	T <sub>SOL</sub> (°C)**
AllnGaP	69	30	125	5	-40 ~ +80	-40 ~ +85	260

\*Duty 1/8 @ 1KHz

\*\*IR Reflow for no more than 10 sec @ 260 °C

**Forward Voltage V<sub>F</sub> @ I<sub>F</sub>=5mA**

Bin	Min.	Max.	Unit
A	1.7	2.0	V
B	2.0	2.3	

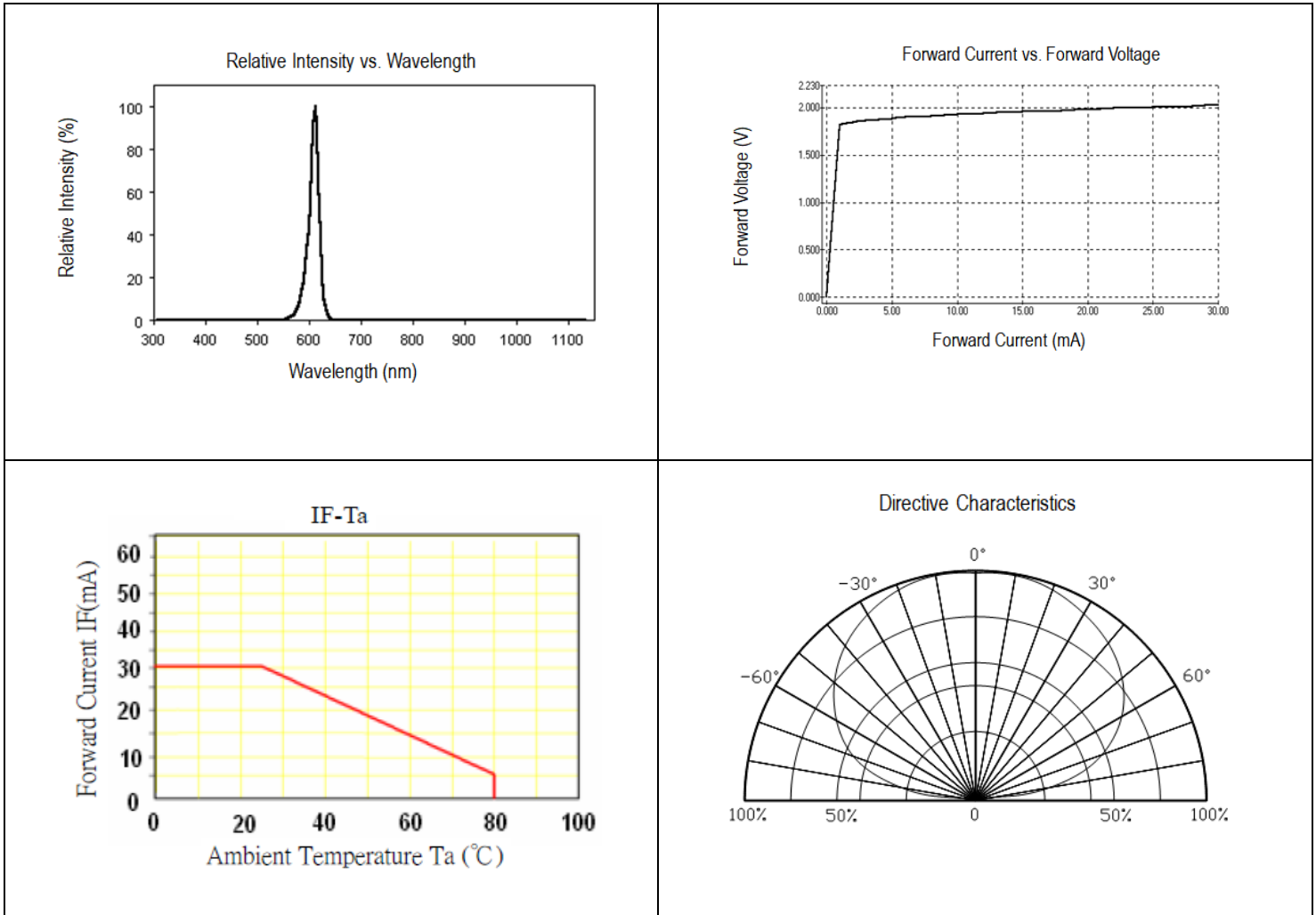
**Luminous Intensity I<sub>V</sub> @ I<sub>F</sub>=5mA**

Bin	Min.	Max.	Unit
B	16	20	mcd
C	20	25	
D	25	32	
E	32	40	
F	40	50	

**Dominant Wavelength λ<sub>D</sub> @ I<sub>F</sub>=5mA**

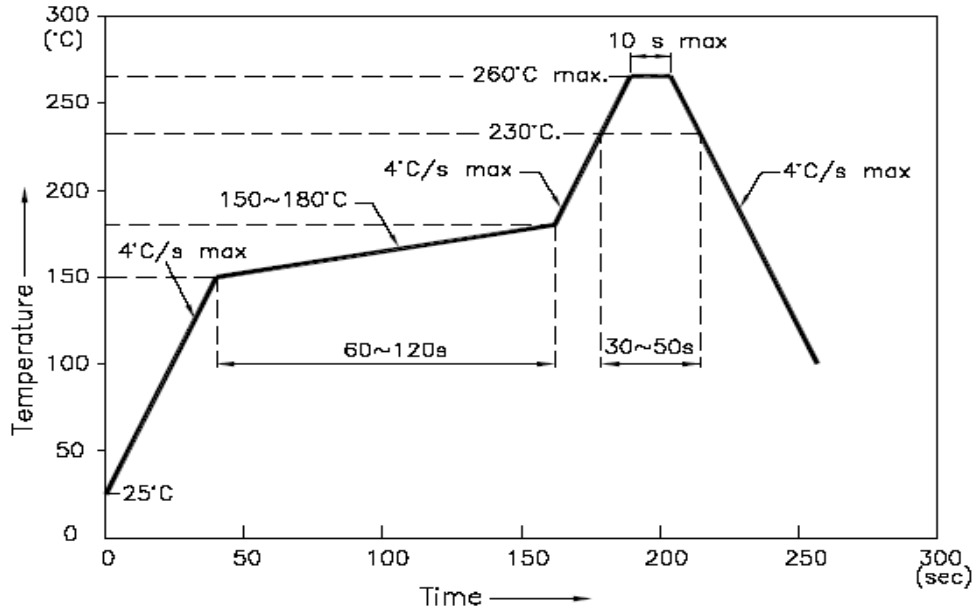
Bin	Min.	Max.	Unit
p	600	605	nm
q	605	610	

### Characteristic Curves

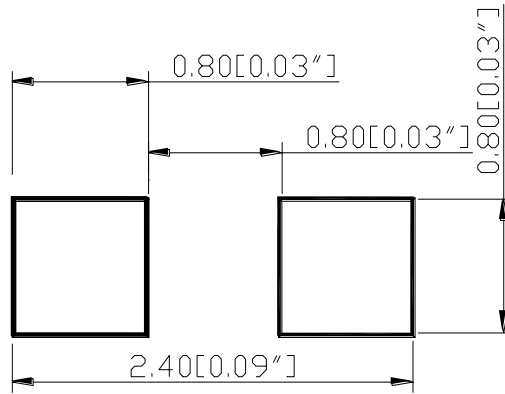


## Solder Profile & Footprint

-The recommended reflow soldering profile is as follows (temperatures indicated are as measured on the surface of the LED resin):



### Recommended Pad Layout

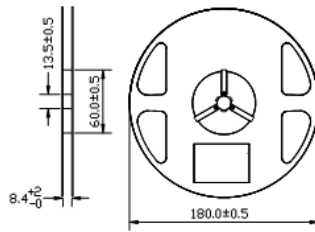


Units: mm

Tolerance:  $\pm 0.1\text{mm}$

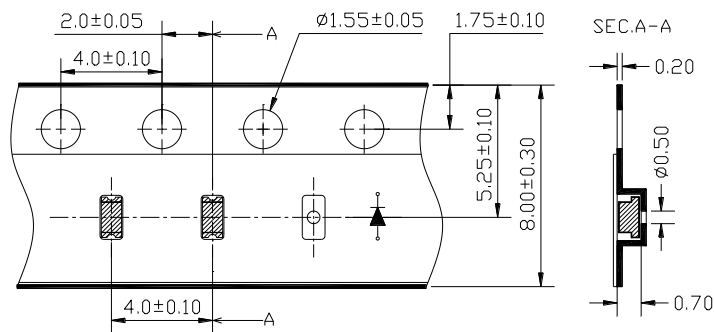
## Packing

### Reel Dimension:



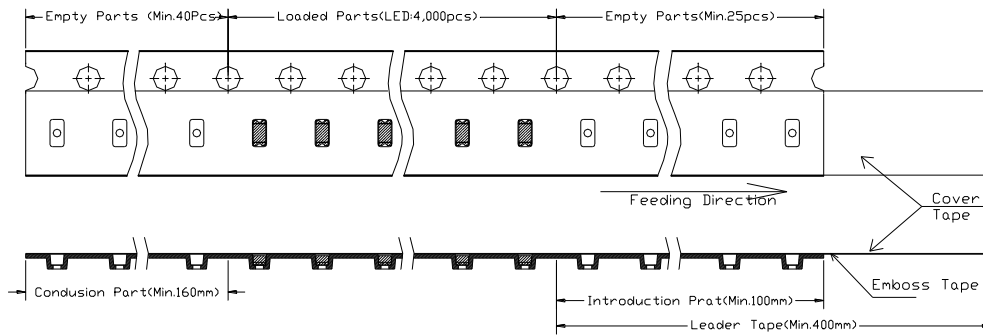
Unit: mm

### Tape Dimension:

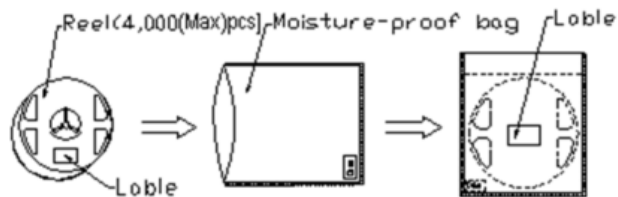


Unit: mm

### Arrangement of Tape:



### Packaging Specifications:





---

### Ordering Information

Part #	Orderable Part #	Spec Range	Quantity per reel
QBLP601-O5	QBLP601-O5	Iv=30mcd typ. @ I <sub>F</sub> =5mA / Color=600 to 610nm	4,000 units



**Revision History**

Description:	Revision #	Revision Date
New Release of QBLP601-O5	V1.0	09/30/2021

**Disclaimer**

QT-BRIGHTTEK reserves the right to make changes without further notice to any products herein to improve reliability, function or design. QT-BRIGHTTEK does not assume any liability arising out of the application or use of any product or circuit described herein; neither does it convey any license under its patent rights, nor the rights of others.

**Life Support Policy**

QT-BRIGHTTEK's products are not authorized for use as critical components in life support devices or systems without the express written approval of QT-BRIGHTTEK. As used herein:

1. Life support devices or systems are devices or systems which, (a) are intended for surgical implant into the body, or (b) support or sustain life, and (c) whose failure to perform when properly used in accordance with instructions for use provided in the labeling, can be reasonably expected to result in a significant injury of the user.
2. A critical component in any component of a life support device or system whose failure to perform can be reasonably expected to cause the failure of the life support device or system, or to affect its safety or effectiveness.