




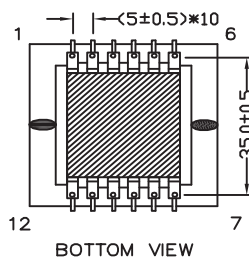
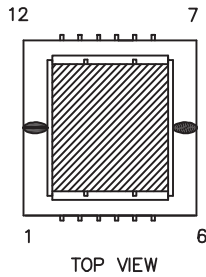
- EE42 Core Design
- For Power Supply and other applications



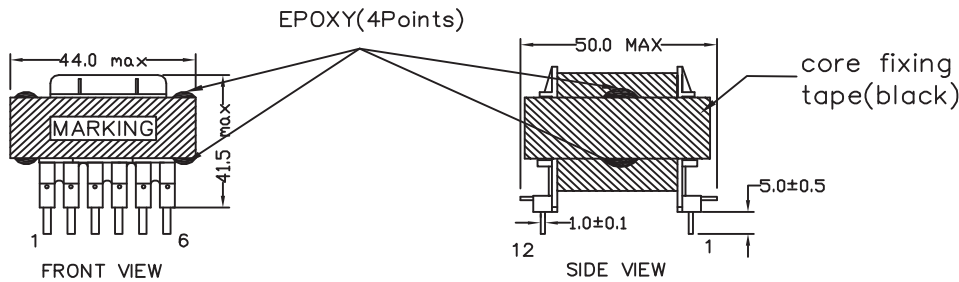
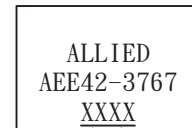
Primary Electrical Specifications @ 25°C					
S - F	INDUCTANCE F=1KHz,1V,25°C	LEAKAGE INDUCTANCE F=1KHz,1V,25°C (SHORT PINS)	DC BIAS(+ A) 1KHz, 1V,25°C	DCR (MAX) 25°C	TURN RATIO
2,3,4-9,10,11	85uH±10uH	-	-	58 mOhm	21 Ts
Hi - Pot / Insulation Resistance					
LOCAT. DESC.	PRI-PRI	COIL-COIL	COIL-CORE	PRI-CORE	SEC-CORE
HI-POT (50/60Hz)	-	-	-	500Vac 5mA, 2SEC	-
INSULATION RESISTANCE	-	-	-	500Vdc 100 MOhm min	-

All specifications subject to change without notice.

**MECHANICAL**

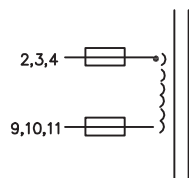


MARKING:



NOTE:1.Gap core to pin7-12 side, core tape 3Ts(black).  
2.Add 1 layer clear mylar tape around core over label.

**SCHEMATIC**



● start □ tube