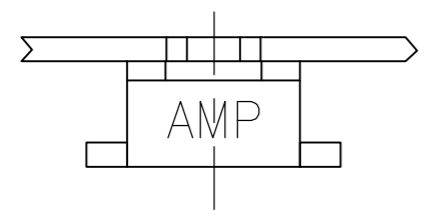
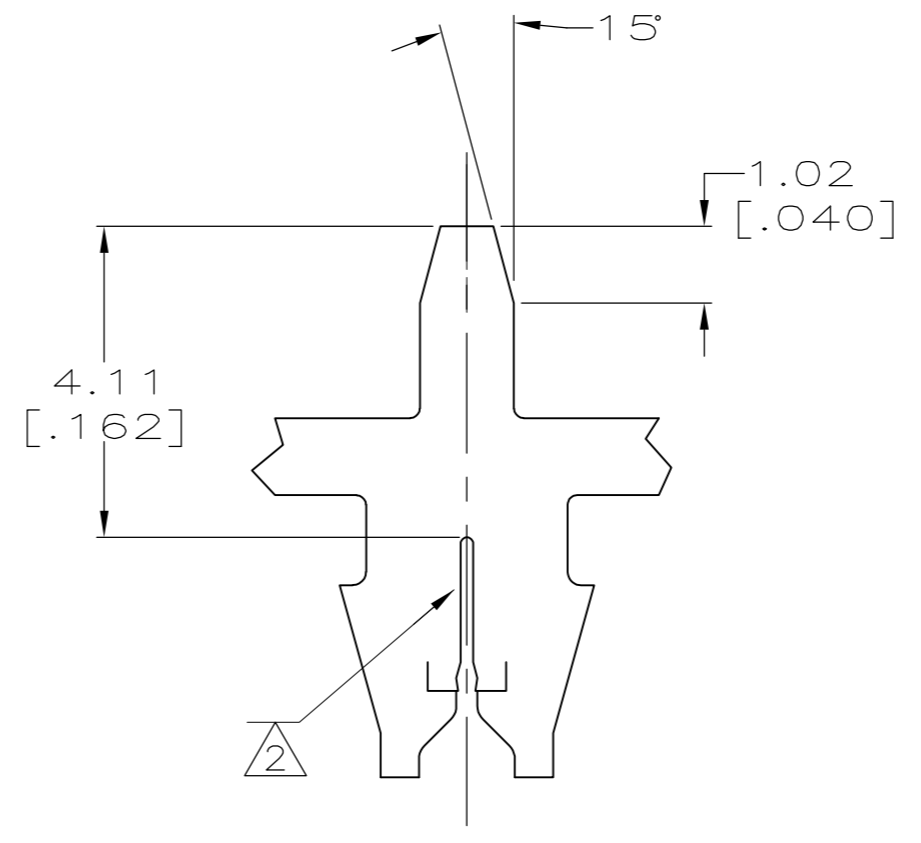
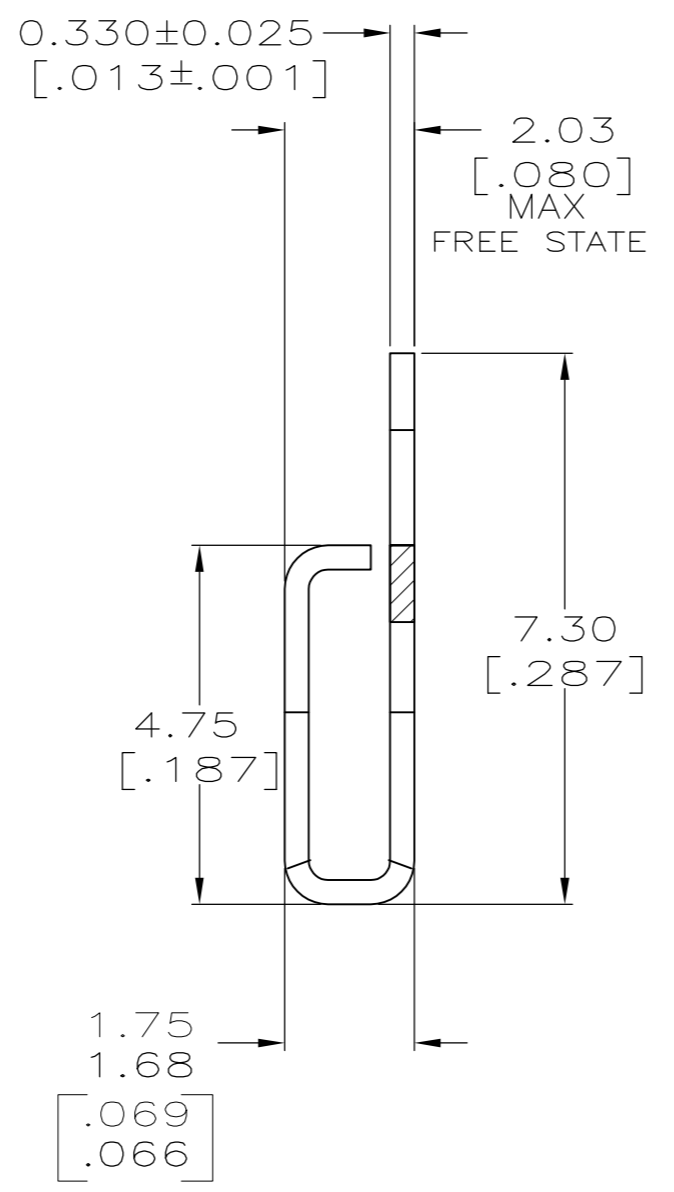
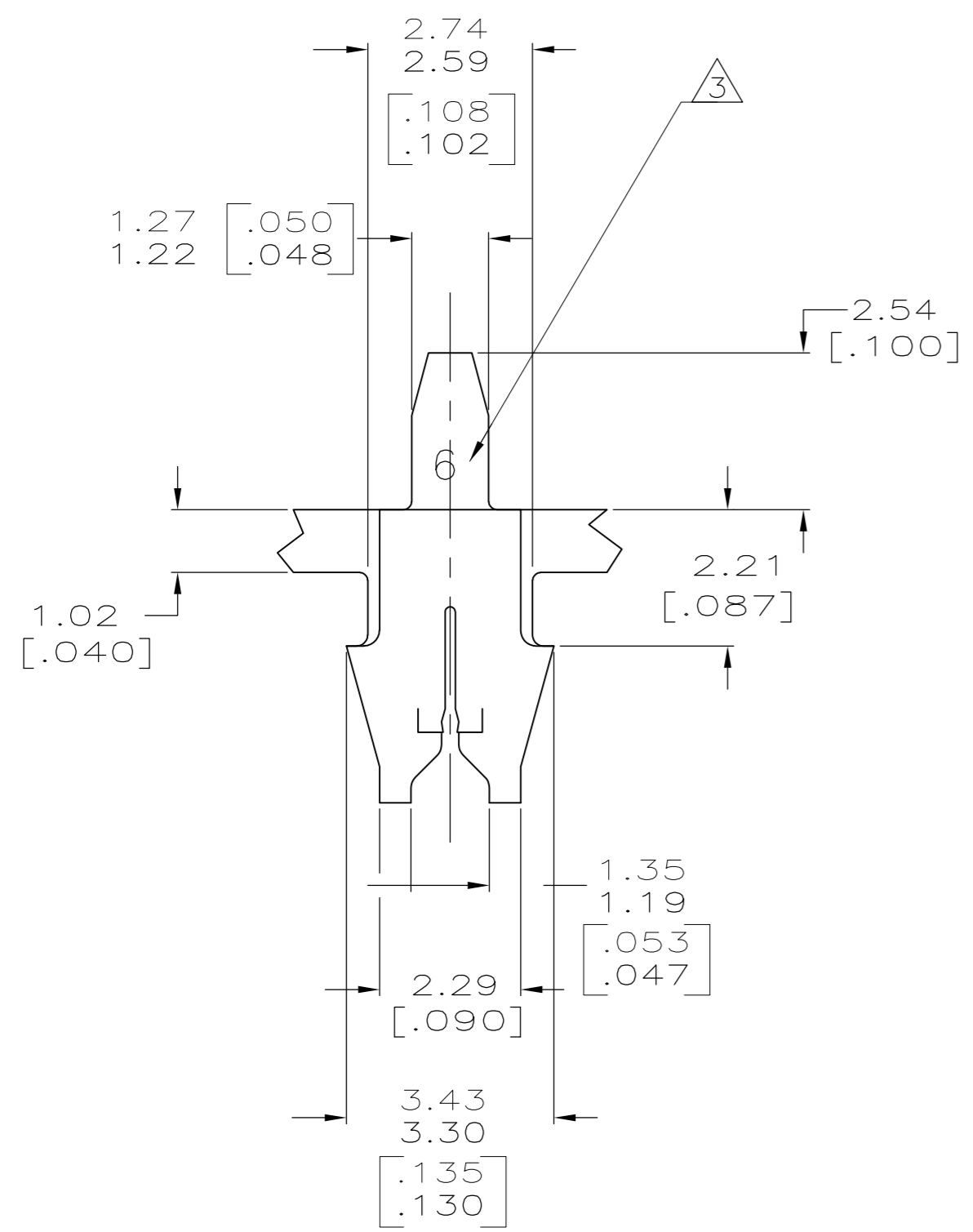


THIS DRAWING IS UNPUBLISHED. RELEASED FOR PUBLICATION
 © COPYRIGHT - By - ALL RIGHTS RESERVED.

REVISIONS				
P	LTR	DESCRIPTION	DATE	APVD
B2		REVISED PER ECR-18-018655	11DEC2018	BW SV



- 1 CONTINUOUS STRIP ON REELS WITH TERMINALS LOCATED ON 5.08±0.08 [.200±.003] CENTERS.
- 2 SLOT ACCEPTS 0.25-0.32mm [#30-#28] AWG COPPER MAGNET WIRE TWO WIRES MAX OF THE SAME SIZE PER SLOT.
- 3 IDENTIFICATION NUMBER 6 FOR WIRE SLOT SIZE.
- 4 TIN OVER NICKEL UNDERPLATE



63818-1
PART NUMBER

THIS DRAWING IS A CONTROLLED DOCUMENT.		DWN 29/OCT/94 MICHAEL S. FEHER	TE Connectivity Ltd.	
DIMENSIONS: mm [INCHES]		CHK 31/OCT/94 JEFF R. RUTH		
TOLERANCES UNLESS OTHERWISE SPECIFIED:		APVD 31/OCT/94 NELSON E. NEFF	NAME TERMINAL, POSTED, MAG-MATE™	
0 PLC ± - 1 PLC ± - 2 PLC ± 0.13 [.005] 3 PLC ± - 4 PLC ± - ANGLES ± 1°		PRODUCT SPEC 108-2012	RESTRICTED TO	
MATERIAL H04 BRASS		FINISH 4	SIZE A2	CAGE CODE 00779
		WEIGHT -	DRAWING NO C=63818	SCALE 10:1
		CUSTOMER DRAWING	SHEET 1 of 1	REV B2