

SECTION B-B

CKT SIZE	MATERIAL NO.	COLOR	PACKAGING SPEC
2 CKT	2035552012	RED	TRAY 2035550003-PK
	2035552112	BLUE	
	2035552212	BLACK	
	*2035552312	NATURAL(WHITE)	TAPE & REEL 2035550004-PK
	2035552022	RED	
	2035552122	BLUE	
4 CKT	2035552222	BLACK	TRAY 2035550003-PK
	2035552322	NATURAL(WHITE)	
	2035552014	BLUE	
	2035552114	BLACK	TAPE & REEL 2035550004-PK
	2035552214	NATURAL(WHITE)	
	2035552024	BLUE	
6 CKT	2035552124	BLACK	TRAY 2035550003-PK
	2035552224	NATURAL(WHITE)	
	2035552016	BLUE	
	2035552116	BLACK	TAPE & REEL 2035550004-PK
	2035552216	NATURAL(WHITE)	
	2035552026	BLUE	
2035552126	BLACK		
2035552226	NATURAL(WHITE)		

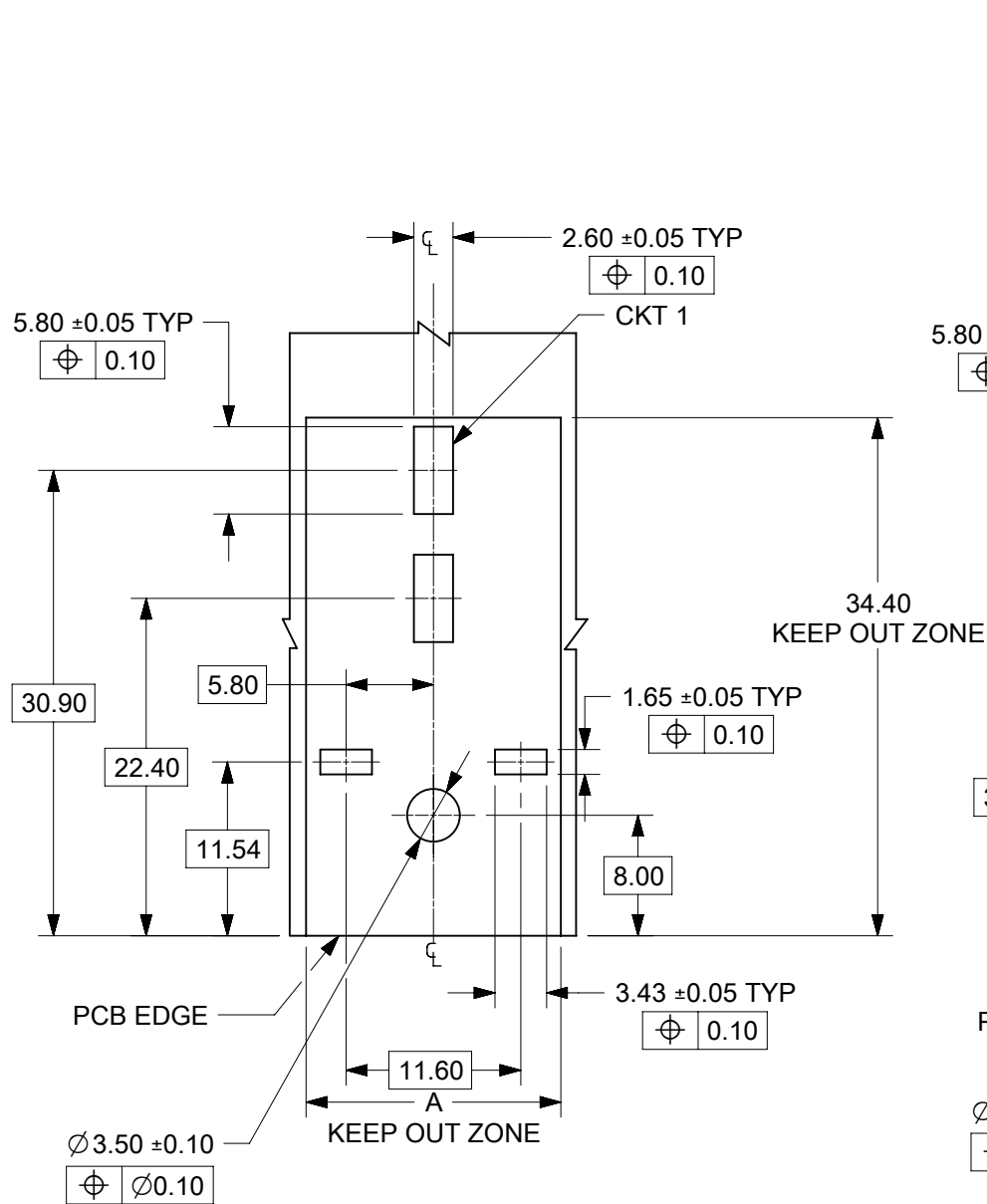
NOTES:

- MATERIALS:
HOUSING : NYLON; UL94 V-0.
TERMINAL : COPPER ALLOY
- FINISHES:
PLATING: TIN OVER NICKEL
- PRODUCT SPECIFICATION: 2035550001-PS
- PACKAGING SPECIFICATION: SEE TABLE
- MATES WITH: 151207 SERIES
- MOLEX RECOMMENDS TO USE 0.28mm STENCIL IN THE CONNECTOR SOLDERING PAD AREA.
- TO AVOID BILSTERING IN THE PARTS MOLEX RECOMMENDS TO STORE THE PARTS WITH MOISTURE BARRIER BAG PACKAGING WITH SEALED CONDITION.
- AFTER REFLOW SOLDER THERE WILL BE COLOR CHANGE IN THE CONNECTOR COMPARED TO NON-REFLOW SOLDERED PARTS.
- THE PART CONFORMS TO CLASS B REQUIREMENTS OF COSMETIC SPEC PS-45499-002.
- RIGHT ANGLE HEADERS ONLY BE MOUNTED AT THE EDGES OF THE PCB.

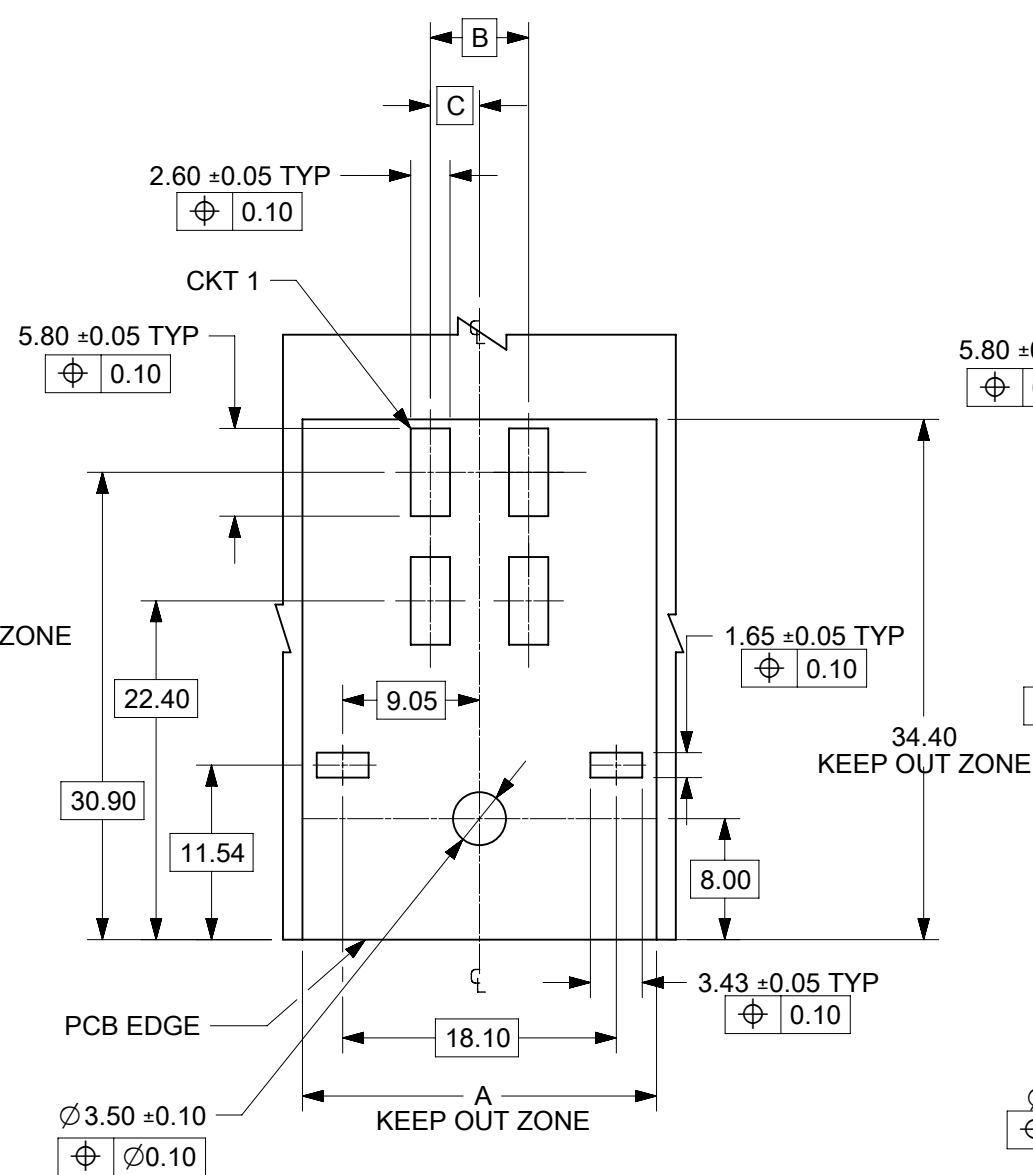
THIS DRAWING CONTAINS INFORMATION THAT IS PROPRIETARY TO MOLEX ELECTRONIC TECHNOLOGIES, LLC AND SHOULD NOT BE USED WITHOUT WRITTEN PERMISSION

DIMENSION UNITS mm	SCALE 4:1	CURRENT REV DESC: ADDED TRAY PK DETAILS			
GENERAL TOLERANCES (UNLESS SPECIFIED)	ANGULAR TOL ± 3.0°	EC NO: 638868			
4 PLACES ±		DRWN: SMAHAJANSHET 2020/06/03	PRODUCT CUSTOMER DRAWING		
3 PLACES ±		CHK'D: NCSR 2021/11/17	DOCUMENT NUMBER		
2 PLACES ± 0.2		APPR: NCSR 2021/11/17	DOC TYPE DOC PART REVISION		
1 PLACE ±		INITIAL REVISION:	2035552000-SD PSD 000 A1		
0 PLACES ±		DRWN: SMAHAJANSHET 2019/01/29	MATERIAL NUMBER CUSTOMER SHEET NUMBER		
DRAFT WHERE APPLICABLE MUST REMAIN WITHIN DIMENSIONS	THIRD ANGLE PROJECTION	APPR: NCSR 2019/04/26	SEE TABLE GENERAL MARKET 1 OF 3		

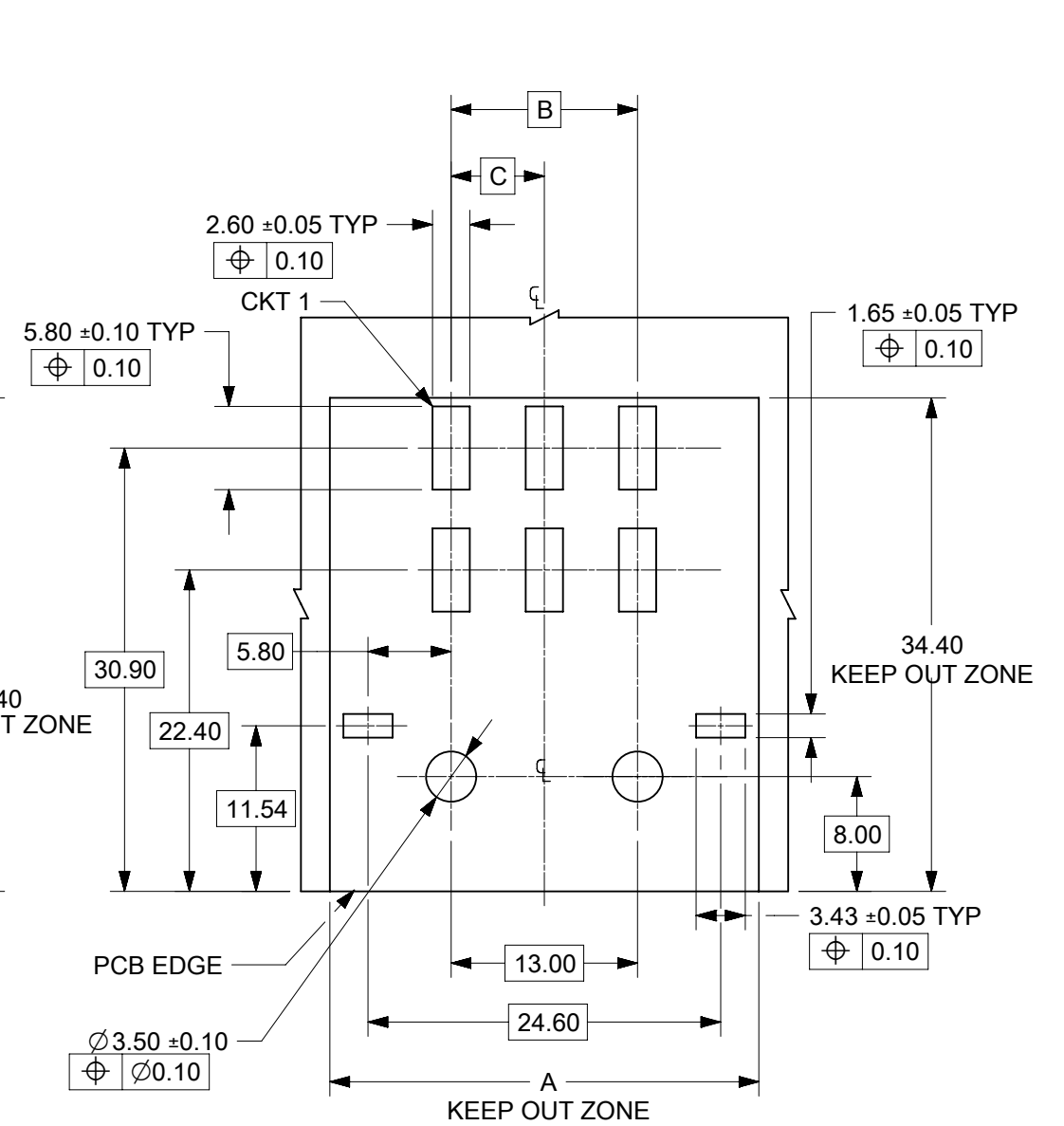
2 CKT PCB LAYOUT



4 CKT PCB LAYOUT



6 CKT PCB LAYOUT



REFERENCE MOUNTING AREA IN PCB
(MOUNTING SIDE, THICKNESS 1.60mm)

29.27	20.34	6.50	13.00	31.80	2035552XX6	6
22.77	13.84	3.25	6.50	25.30	2035552XX4	4
16.27	7.34	-	-	18.80	2035552XX2	2
E	D	C	B	A	MATERIAL NO.	CKT NO.

THIS DRAWING CONTAINS INFORMATION THAT IS PROPRIETARY TO MOLEX ELECTRONIC TECHNOLOGIES, LLC AND SHOULD NOT BE USED WITHOUT WRITTEN PERMISSION							
DIMENSION UNITS	SCALE	CURRENT REV DESC: ADDED TRAY PK DETAILS					
mm	2:1	<p>CP6.5 R/A HEADER ASSY SMT WIRE TO BOARD CONNECTOR</p> <p>PRODUCT CUSTOMER DRAWING</p>					
GENERAL TOLERANCES (UNLESS SPECIFIED)							
ANGULAR TOL	± 3.0°						
4 PLACES	±						
3 PLACES	±						
2 PLACES	± 0.2	INITIAL REVISION:		DOCUMENT NUMBER	DOC TYPE	DOC PART	REVISION
1 PLACE	±	DRWN: SMAHAJANSHET 2019/01/29		2035552000-SD	PSD	000	A1
0 PLACES	±	APPR: NCSR 2019/04/26					
DRAFT WHERE APPLICABLE MUST REMAIN WITHIN DIMENSIONS		THIRD ANGLE PROJECTION	DRAWING	SERIES	MATERIAL NUMBER	CUSTOMER	SHEET NUMBER
			A3-SIZE	203555	SEE TABLE	GENERAL MARKET	2 OF 3

