

## Main

Range of Product	Advantys Telefast ABE7
Product or Component Type	Plug-in electromechanical relay
Control circuit type	DC
Minimum ordered quantity	Set of 4

## Complementary

Width pitch dimension	0.47 in (12 mm)
Product Compatibility	ABE7P08T330E ABE7R16T332 ABE7P16T334 ABE7P16T318E ABE7P16T318 ABE7P16T332 ABE7P16T330 ABE7R16T330 ABE7P16T330E ABE7P08T330
[Uc] control circuit voltage	24 V
[Ith] conventional free air thermal current	10 A
Contacts type and composition	1 C/O
Threshold tripping voltage	16.8 V 104 °F (40 °C)
Drop-out voltage	3.6 V 68 °F (20 °C)
Drop-out current	3.5 mA 68 °F (20 °C)
Maximum power dissipation per pole	0.6 W
Associated fuse rating	1 A, fast blow
Maximum switching voltage	130 V DC IEC 60947-5-1 264 V AC 50/60 Hz IEC 60947-5-1
Electrical durability	500000 Cycles 1400 mA 24 V DC-13 10 ms 500000 Cycles 1700 mA 230 V AC-15 500000 Cycles 3000 mA 230 V AC-12 500000 cycles 3000 mA 24 V DC-12
Minimum switching current	100 mA $\geq$ 5 V
Electrical reliability	1e-008
Operating rate in Hz	5 Hz no load 0.5 Hz at Ie
Mechanical durability	20000000 cycles
[Uimp] rated impulse withstand voltage	2.5 kV IEC 60947-1
Net Weight	0.04 lb(US) (0.017 kg)

## Environment

Max immunity to microbreaks	5 ms
Dielectric strength	2000 V IEC 60947-1

The information provided in this documentation contains general descriptions and/or technical characteristics of the performance of the products contained herein. This documentation is not intended as a substitute for and is not to be used for determining suitability or reliability of these products for specific user applications. It is the duty of any such user or integrator to perform the appropriate and complete risk analysis, evaluation and testing of the products with respect to the relevant specific application or use thereof. Neither Schneider Electric Industries SAS nor any of its affiliates or subsidiaries shall be responsible or liable for misuse of the information contained herein.

## Ordering and shipping details

Category	22375 - INTERFACE MODULE(ABA,R,S)
Discount Schedule	CP2
GTIN	3389110720747
Nbr. of units in pkg.	1
Package weight(Lbs)	0.71 oz (20 g)
Returnability	Yes
Country of origin	LV

## Packing Units

Unit Type of Package 1	PCE
Package 1 Height	0.47 in (1.2 cm)
Package 1 width	1.10 in (2.8 cm)
Package 1 Length	1.57 in (4 cm)
Unit Type of Package 2	BB1
Number of Units in Package 2	4
Package 2 Weight	2.96 oz (84 g)
Package 2 Height	1.38 in (3.5 cm)
Package 2 width	2.36 in (6 cm)
Package 2 Length	1.77 in (4.5 cm)
Unit Type of Package 3	S01
Number of Units in Package 3	288
Package 3 Weight	13.86 lb(US) (6.288 kg)
Package 3 Height	5.91 in (15 cm)
Package 3 width	5.91 in (15 cm)
Package 3 Length	15.75 in (40 cm)

## Offer Sustainability

California proposition 65	WARNING: This product can expose you to chemicals including: Lead and lead compounds, which is known to the State of California to cause cancer and birth defects or other reproductive harm. For more information go to <a href="http://www.P65Warnings.ca.gov">www.P65Warnings.ca.gov</a>
REACH Regulation	<a href="#">REACH Declaration</a>
REACH free of SVHC	Yes
EU RoHS Directive	Pro-active compliance (Product out of EU RoHS legal scope) <a href="#">EU RoHS Declaration</a>
Toxic heavy metal free	Yes
Mercury free	Yes
RoHS exemption information	<a href="#">Yes</a>
China RoHS Regulation	<a href="#">China RoHS Declaration</a>
PVC free	Yes

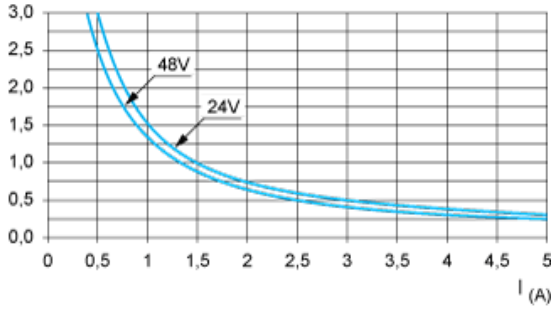
## Contractual warranty

Warranty	18 months
----------	-----------

Electrical Durability (in Millions of Operating Cycles) Conforming to IEC 60947-5-1

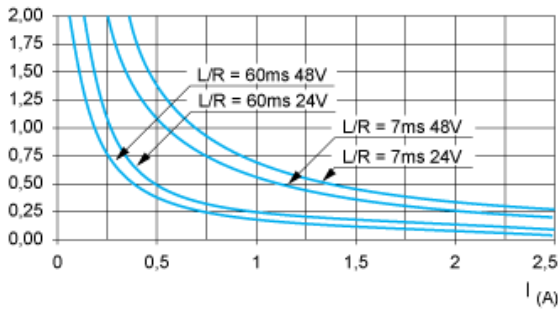
DC Loads

DC12 curves



DC12control of resistive loads and of solid state loads isolated by optocoupler,  $I/R \leq 1$  ms.

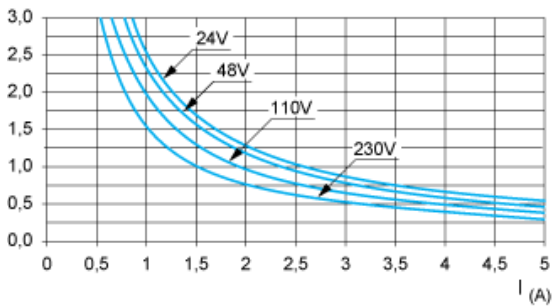
DC13 curves



DC13 Switching electromagnets,  $L/R \leq 2 \times (U_e \times I_e)$  in ms,  $U_e$ : rated operational voltage,  $I_e$ : rated operational current (with a protective diode on the load, DC12 curves must be used with a coefficient of 0.9 applied to the number in millions of operating cycles)

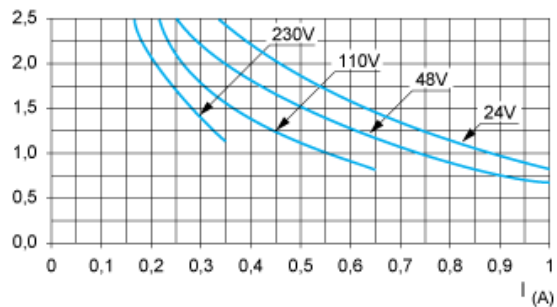
AC Loads

AC12 curves



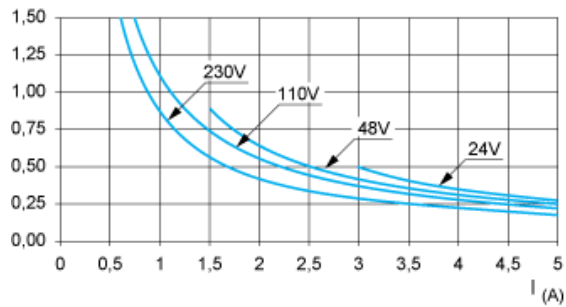
AC12control of resistive loads and of solid state loads isolated by optocoupler,  $\cos \phi \geq 0.9$ .

### AC14 curves



AC14 control of small electromagnetic loads  $\leq 72$  VA, make:  $\cos \phi = 0.3$ , break:  $\cos \phi = 0.3$ .

### AC15 curves



AC15 control of electromagnetic loads  $> 72$  VA, make:  $\cos \phi = 0.7$ , break:  $\cos \phi = 0.4$ .