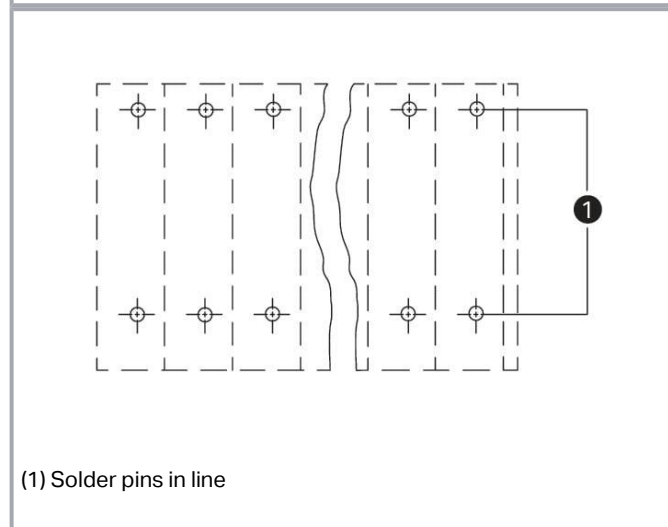
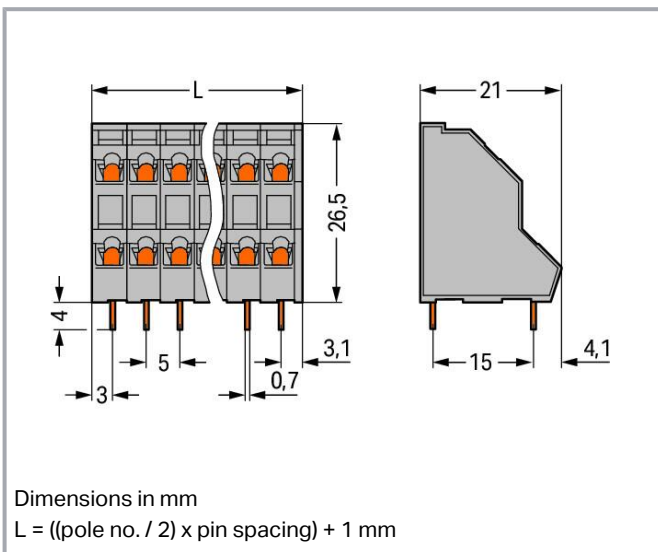
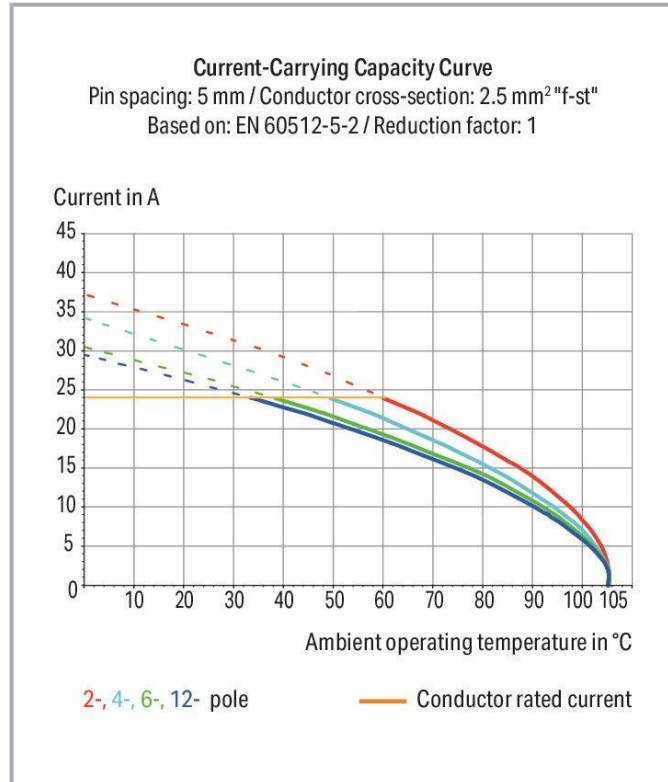



Data sheet | Item number: 736-103

Double-deck PCB terminal block; 2.5 mm<sup>2</sup>; Pin spacing 5 mm; 6-pole; CAGE CLAMP®; 2,50 mm<sup>2</sup>; gray



[www.wago.com/736-103](http://www.wago.com/736-103)



Subject to changes. Please also observe the further product documentation!

WAGO GmbH & Co. KG  
Hansastr. 27  
32423 Minden  
Phone: +49571 887-0 | Fax: +49571 887-169  
Email: [info.de@wago.com](mailto:info.de@wago.com) | Web: [www.wago.com](http://www.wago.com)

Do you have any questions about our products?  
We are always happy to take your call at +49 (571) 887-44222.



## Item description

- PCB terminal strips with screwdriver-actuated CAGE CLAMP<sup>®</sup> connection
- High-density, double-deck design for space-efficient wiring of multiple conductors in confined areas
- Custom marking for all termination levels

## Data

### Notes

Variants:

Other pole numbers

Other colors

Mixed-color PCB connector strips

Direct marking

Other versions (or variants) can be requested from WAGO Sales or configured at <https://configurator.wago.com/>.

## Electrical data

### Ratings per IEC/EN

|                               |  |
|-------------------------------|--|
| Ratings per                   | IEC/EN 60664-1   |
| Ratings for                   | between the modules  |
| Nominal voltage (III/3)       | 250 V  |
| Rated impulse voltage (III/3) | 4 kV   |
| Rated voltage (III/2)         | 320 V  |
| Rated impulse voltage (III/2) | 4 kV   |
| Nominal voltage (II/2)        | 630 V  |
| Rated surge voltage (II/2)    | 4 kV   |
| Rated current                 | 21 A   |
| Legend (ratings)              | (III / 2) $\triangleq$ Overvoltage category III / Pollution degree 2 |

### Ratings per IEC/EN 2

|                               |                   |
|-------------------------------|-------------------|
| Ratings per 2                 | IEC/EN 60664-1    |
| Ratings for                   | between the decks |
| Rated voltage (III/3) 2       | 320 V             |
| Rated surge voltage (III/3) 2 | 4 kV              |
| Rated voltage (III/2) 2       | 320 V             |
| Rated surge voltage (III/2) 2 | 4 kV              |
| Rated voltage (II/2) 2        | 630 V             |
| Rated surge voltage (II/2) 2  | 4 kV              |

Subject to changes. Please also observe the further product documentation!

WAGO GmbH & Co. KG

Hansastr. 27

32423 Minden

Phone: +49571 887-0 | Fax: +49571 887-169

Email: [info.de@wago.com](mailto:info.de@wago.com) | Web: [www.wago.com](http://www.wago.com)

Do you have any questions about our products?

We are always happy to take your call at +49 (571) 887-44222.



|                 |      |
|-----------------|------|
| Rated current 2 | 21 A |
|-----------------|------|

### Ratings per UL 1059

|                                |         |
|--------------------------------|---------|
| Approvals per                  | UL 1059 |
| Rated voltage UL (Use Group B) | 300 V   |
| Rated current UL (Use Group B) | 10 A    |
| Rated voltage UL (Use Group D) | 300 V   |
| Rated current UL (Use Group D) | 10 A    |

### Ratings per CSA

|                                 |       |
|---------------------------------|-------|
| Approvals per                   | CSA   |
| Rated voltage CSA (Use Group B) | 300 V |
| Rated current CSA (Use Group B) | 10 A  |
| Rated voltage CSA (Use Group D) | 300 V |
| Rated current CSA (Use Group D) | 10 A  |

### Connection data

|                            |   |
|----------------------------|---|
| Connection points          | 6 |
| Total number of potentials | 6 |
| Number of connection types | 1 |
| Number of levels           | 2 |

### Connection 1

|   |  |
|---|--|
| Connection technology                             | CAGE CLAMP®                                  |
| Actuation type                                    | Operating tool                               |
| Solid conductor                                   | 0.08 ... 2.5 mm <sup>2</sup> / 28 ... 12 AWG |
| Fine-stranded conductor                           | 0.08 ... 2.5 mm <sup>2</sup> / 28 ... 12 AWG |
| Fine-stranded conductor; with insulated ferrule   | 0.25 ... 1.5 mm <sup>2</sup>                 |
| Fine-stranded conductor; with uninsulated ferrule | 0.25 ... 2.5 mm <sup>2</sup>                 |
| Note (conductor cross-section)                    | 12 AWG: THHN, THWN                           |
| Strip length                                      | 5 ... 6 mm / 0.2 ... 0.24 inches             |
| Conductor connection direction to PCB             | 45 °   |
| Pole number                                       | 6  |

### Physical data

|             |                     |
|-------------|---------------------|
| Pin spacing | 5 mm / 0.197 inches |
|-------------|---------------------|

Subject to changes. Please also observe the further product documentation!



|                                      |                          |
|--------------------------------------|--------------------------|
| Width                                | 16 mm / 0.63 inches      |
| Height                               | 30.5 mm / 1.201 inches   |
| Height from the surface              | 26.5 mm / 1.043 inches   |
| Depth                                | 21 mm / 0.827 inches     |
| Solder pin length                    | 4 mm                     |
| Solder pin dimensions                | 0.7 x 0.7 mm             |
| Drilled hole diameter with tolerance | 1.3 <sup>(+0.1)</sup> mm |

### PCB contact

|                                     |                                     |
|-------------------------------------|-------------------------------------|
| PCB contact                         | THT                                 |
| Solder pin arrangement              | within the terminal block (in-line) |
| Number of solder pins per potential | 1                                   |

### Material Data

Note (material data)

[Information on material specifications can be found here](#)

|                             |  |
|-----------------------------|--|
| Color                       | gray                                   |
| Material group              | I                                      |
| Insulation material         | Polyamide (PA66)                       |
| Flammability class per UL94 | V0                                     |
| Clamping spring material    | Chrome-nickel spring steel (CrNi)      |
| Contact material            | Electrolytic copper (E <sub>Cu</sub> ) |
| Contact plating             | Tin                                    |
| Fire load                   | 0.113 MJ                               |
| Weight                      | 7.2 g                                  |

### Environmental requirements

|                         |                 |
|-------------------------|-----------------|
| Limit temperature range | -60 ... +105 °C |
|-------------------------|-----------------|

### Commercial data

|               |                                |
|---------------|--------------------------------|
| Product Group | 4 (Printed Circuit Connectors) |
| eCl@ss 10.0   | 27-44-04-01                    |
| eCl@ss 9.0    | 27-44-04-01                    |
| ETIM 8.0      | EC002643                       |
| ETIM 7.0      | EC002643                       |

Subject to changes. Please also observe the further product documentation!

WAGO GmbH & Co. KG  
 Hansastr. 27  
 32423 Minden  
 Phone: +49571 887-0 | Fax: +49571 887-169  
 Email: [info.de@wago.com](mailto:info.de@wago.com) | Web: [www.wago.com](http://www.wago.com)

Do you have any questions about our products?  
 We are always happy to take your call at +49 (571) 887-44222.

|                       |               |
|-----------------------|---------------|
| PU (SPU)              | 112 pcs       |
| Packaging type        | box           |
| Country of origin     | PL            |
| GTIN                  | 4044918913171 |
| Customs tariff number | 85369010000   |

## Environmental Product Compliance

|                        |                         |
|------------------------|-------------------------|
| RoHS Compliance Status | Compliant, No Exemption |
|------------------------|-------------------------|

## Approvals / Certificates

### General approvals

| Logo   | Approval                             | Additional Approval Text | Certificate name |
|--|--------------------------------------|--------------------------|------------------|
|    | CCA<br>DEKRA Certification B.V.      | EN 60947                 | 2160584.37       |
|   | CCA<br>DEKRA Certification B.V.      | EN 60947                 | NTR NL-7143      |
|  | CCA<br>DEKRA Certification B.V.      | IEC 60947-7-4            | NTR NL-7814      |
|  | CSA<br>DEKRA Certification B.V.      | C22.2 No. 158            | 70049157         |
|  | UR<br>Underwriters Laboratories Inc. | UL 1059                  | E45172           |

### Declarations of conformity and manufacturer's declarations

| Logo   | Approval   | Additional Approval Text | Certificate name |
|--|--|--------------------------|------------------|
|  | EU-Declaration of Conformity<br>WAGO GmbH & Co. KG | -                        | -                |

Subject to changes. Please also observe the further product documentation!






UK-Declaration of Conformity  
WAGO GmbH & Co. KG

-

-



### Approvals for marine applications

| Logo  | Approval  | Additional Approval Text | Certificate name         |
|---|---|--------------------------|--------------------------|
|   | <b>ABS</b><br>American Bureau of Shipping               | -                        | 19-<br>HG1869876-<br>PDA |
|  | <b>BV</b><br>Bureau Veritas S.A.                        | IEC 60998                | 11915/D0<br>BV           |
|   | <b>DNV GL</b><br>Det Norske Veritas, Germanischer Lloyd | -                        | TAE000016Z               |

### Optional accessories




#### Testing and measuring

##### Testing accessories

|  |   |  |
|--|---|--|
|  | <b>Item no.: 231-155</b><br>Testing plug module with contact stud; Pin spacing 5 mm / 0.197 in; 2,50 mm <sup>2</sup> ; gray                                     | <a href="http://www.wago.com/231-155">www.wago.com/231-155</a> |
|  | <b>Item no.: 231-126</b><br>Testing plug module with contact stud; for 280, 736, 737, 738, 780 Series; Pin spacing 5 mm / 0.197 in; 2,50 mm <sup>2</sup> ; gray | <a href="http://www.wago.com/231-126">www.wago.com/231-126</a> |

#### Tool

##### Operating tool

|  |   |  |
|--|---|--|
|  | <b>Item no.: 210-657</b><br>Operating tool; Blade: 3.5 x 0.5 mm; with a partially insulated shaft; short; multicoloured         | <a href="http://www.wago.com/210-657">www.wago.com/210-657</a> |
|  | <b>Item no.: 210-658</b><br>Operating tool; Blade: 3.5 x 0.5 mm; with a partially insulated shaft; angled; short; multicoloured | <a href="http://www.wago.com/210-658">www.wago.com/210-658</a> |
|  | <b>Item no.: 210-720</b><br>Operating tool; Blade: 3.5 x 0.5 mm; with a partially insulated shaft; multicoloured                | <a href="http://www.wago.com/210-720">www.wago.com/210-720</a> |

Subject to changes. Please also observe the further product documentation!

WAGO GmbH & Co. KG  
Hansastr. 27  
32423 Minden  
Phone: +49571 887-0 | Fax: +49571 887-169  
Email: [info.de@wago.com](mailto:info.de@wago.com) | Web: [www.wago.com](http://www.wago.com)

Do you have any questions about our products?  
We are always happy to take your call at +49 (571) 887-44222.



## Ferrule

| Ferrule   |  |  |
|---|--|--|
|    | <b>Item no.: 216-101</b><br>Ferrule; Sleeve for 0.5 mm <sup>2</sup> / AWG 22; uninsulated; electro-tin plated; silver-colored  | <a href="http://www.wago.com/216-101">www.wago.com/216-101</a> |
|    | <b>Item no.: 216-104</b><br>Ferrule; Sleeve for 1.5 mm <sup>2</sup> / AWG 16; uninsulated; electro-tin plated; silver-colored  | <a href="http://www.wago.com/216-104">www.wago.com/216-104</a> |
|    | <b>Item no.: 216-106</b><br>Ferrule; Sleeve for 2.5 mm <sup>2</sup> / AWG 14; uninsulated; electro-tin plated; silver-colored  | <a href="http://www.wago.com/216-106">www.wago.com/216-106</a> |
|    | <b>Item no.: 216-102</b><br>Ferrule; Sleeve for 0.75 mm <sup>2</sup> / AWG 20; uninsulated; electro-tin plated; silver-colored   | <a href="http://www.wago.com/216-102">www.wago.com/216-102</a> |
|    | <b>Item no.: 216-103</b><br>Ferrule; Sleeve for 1 mm <sup>2</sup> / AWG 18; uninsulated; electro-tin plated  | <a href="http://www.wago.com/216-103">www.wago.com/216-103</a> |
|    | <b>Item no.: 216-123</b><br>Ferrule; Sleeve for 1 mm <sup>2</sup> / AWG 18; uninsulated; electro-tin plated; silver-colored  | <a href="http://www.wago.com/216-123">www.wago.com/216-123</a> |
|    | <b>Item no.: 216-122</b><br>Ferrule; Sleeve for 0.75 mm <sup>2</sup> / AWG 20; uninsulated; electro-tin plated; silver-colored   | <a href="http://www.wago.com/216-122">www.wago.com/216-122</a> |
|    | <b>Item no.: 216-124</b><br>Ferrule; Sleeve for 1.5 mm <sup>2</sup> / AWG 16; uninsulated; electro-tin plated  | <a href="http://www.wago.com/216-124">www.wago.com/216-124</a> |
|    | <b>Item no.: 216-142</b><br>Ferrule; Sleeve for 0.75 mm <sup>2</sup> / 18 AWG; uninsulated; electro-tin plated; electrolytic copper; gastight crimped; acc. to DIN 46228, Part 1/08.92 | <a href="http://www.wago.com/216-142">www.wago.com/216-142</a> |
|  | <b>Item no.: 216-132</b><br>Ferrule; Sleeve for 0.34 mm <sup>2</sup> / AWG 24; uninsulated; electro-tin plated   | <a href="http://www.wago.com/216-132">www.wago.com/216-132</a> |
|  | <b>Item no.: 216-121</b><br>Ferrule; Sleeve for 0.5 mm <sup>2</sup> / AWG 22; uninsulated; electro-tin plated; silver-colored  | <a href="http://www.wago.com/216-121">www.wago.com/216-121</a> |
|  | <b>Item no.: 216-143</b><br>Ferrule; Sleeve for 1 mm <sup>2</sup> / AWG 18; uninsulated; electro-tin plated; electrolytic copper; gastight crimped; acc. to DIN 46228, Part 1/08.92    | <a href="http://www.wago.com/216-143">www.wago.com/216-143</a> |
|  | <b>Item no.: 216-131</b><br>Ferrule; Sleeve for 0.25 mm <sup>2</sup> / AWG 24; uninsulated; electro-tin plated; silver-colored   | <a href="http://www.wago.com/216-131">www.wago.com/216-131</a> |
|  | <b>Item no.: 216-141</b><br>Ferrule; Sleeve for 0.5 mm <sup>2</sup> / 20 AWG; uninsulated; electro-tin plated; electrolytic copper; gastight crimped; acc. to DIN 46228, Part 1/08.92  | <a href="http://www.wago.com/216-141">www.wago.com/216-141</a> |
|  | <b>Item no.: 216-152</b><br>Ferrule; Sleeve for 0.34 mm <sup>2</sup> / AWG 24; uninsulated; electro-tin plated   | <a href="http://www.wago.com/216-152">www.wago.com/216-152</a> |
|  | <b>Item no.: 216-203</b><br>Ferrule; Sleeve for 1 mm <sup>2</sup> / AWG 18; insulated; electro-tin plated; red   | <a href="http://www.wago.com/216-203">www.wago.com/216-203</a> |
|  | <b>Item no.: 216-202</b><br>Ferrule; Sleeve for 0.75 mm <sup>2</sup> / 18 AWG; insulated; electro-tin plated; gray   | <a href="http://www.wago.com/216-202">www.wago.com/216-202</a> |




Subject to changes. Please also observe the further product documentation!



|   |   |  |
|---|---|--|
|    | <b>Item no.: 216-151</b><br>Ferrule; Sleeve for 0.25 mm <sup>2</sup> / AWG 24; uninsulated; electro-tin plated  | <a href="http://www.wago.com/216-151">www.wago.com/216-151</a> |
|    | <b>Item no.: 216-204</b><br>Ferrule; Sleeve for 1.5 mm <sup>2</sup> / AWG 16; insulated; electro-tin plated; black  | <a href="http://www.wago.com/216-204">www.wago.com/216-204</a> |
|    | <b>Item no.: 216-144</b><br>Ferrule; Sleeve for 1.5 mm <sup>2</sup> / AWG 16; uninsulated; electro-tin plated; electrolytic copper; gastight crimped; acc. to DIN 46228, Part 1/08.92; silver-colored | <a href="http://www.wago.com/216-144">www.wago.com/216-144</a> |
|    | <b>Item no.: 216-201</b><br>Ferrule; Sleeve for 0.5 mm <sup>2</sup> / 20 AWG; insulated; electro-tin plated; white  | <a href="http://www.wago.com/216-201">www.wago.com/216-201</a> |
|    | <b>Item no.: 216-223</b><br>Ferrule; Sleeve for 1 mm <sup>2</sup> / AWG 18; insulated; electro-tin plated; red  | <a href="http://www.wago.com/216-223">www.wago.com/216-223</a> |
|    | <b>Item no.: 216-241</b><br>Ferrule; Sleeve for 0.5 mm <sup>2</sup> / 20 AWG; insulated; electro-tin plated; electrolytic copper; gastight crimped; acc. to DIN 46228, Part 4/09.90; white            | <a href="http://www.wago.com/216-241">www.wago.com/216-241</a> |
|    | <b>Item no.: 216-242</b><br>Ferrule; Sleeve for 0.75 mm <sup>2</sup> / 18 AWG; insulated; electro-tin plated; electrolytic copper; gastight crimped; acc. to DIN 46228, Part 4/09.90; gray            | <a href="http://www.wago.com/216-242">www.wago.com/216-242</a> |
|    | <b>Item no.: 216-222</b><br>Ferrule; Sleeve for 0.75 mm <sup>2</sup> / 18 AWG; insulated; electro-tin plated; gray  | <a href="http://www.wago.com/216-222">www.wago.com/216-222</a> |
|    | <b>Item no.: 216-221</b><br>Ferrule; Sleeve for 0.5 mm <sup>2</sup> / 20 AWG; insulated; electro-tin plated; white  | <a href="http://www.wago.com/216-221">www.wago.com/216-221</a> |
|  | <b>Item no.: 216-224</b><br>Ferrule; Sleeve for 1.5 mm <sup>2</sup> / AWG 16; insulated; electro-tin plated; black  | <a href="http://www.wago.com/216-224">www.wago.com/216-224</a> |
|  | <b>Item no.: 216-243</b><br>Ferrule; Sleeve for 1 mm <sup>2</sup> / AWG 18; insulated; electro-tin plated; electrolytic copper; gastight crimped; acc. to DIN 46228, Part 4/09.90; red                | <a href="http://www.wago.com/216-243">www.wago.com/216-243</a> |
|  | <b>Item no.: 216-244</b><br>Ferrule; Sleeve for 1.5 mm <sup>2</sup> / AWG 16; insulated; electro-tin plated; electrolytic copper; gastight crimped; acc. to DIN 46228, Part 4/09.90; black            | <a href="http://www.wago.com/216-244">www.wago.com/216-244</a> |
|  | <b>Item no.: 216-263</b><br>Ferrule; Sleeve for 1 mm <sup>2</sup> / AWG 18; insulated; electro-tin plated; electrolytic copper; gastight crimped; acc. to DIN 46228, Part 4/09.90; red                | <a href="http://www.wago.com/216-263">www.wago.com/216-263</a> |
|  | <b>Item no.: 216-264</b><br>Ferrule; Sleeve for 1.5 mm <sup>2</sup> / AWG 16; insulated; electro-tin plated; electrolytic copper; gastight crimped; acc. to DIN 46228, Part 4/09.90; black            | <a href="http://www.wago.com/216-264">www.wago.com/216-264</a> |
|  | <b>Item no.: 216-284</b><br>Ferrule; Sleeve for 1.5 mm <sup>2</sup> / AWG 16; insulated; electro-tin plated; electrolytic copper; gastight crimped; acc. to DIN 46228, Part 4/09.90; black            | <a href="http://www.wago.com/216-284">www.wago.com/216-284</a> |
|  | <b>Item no.: 216-262</b><br>Ferrule; Sleeve for 0.75 mm <sup>2</sup> / 18 AWG; insulated; electro-tin plated; electrolytic copper; gastight crimped; acc. to DIN 46228, Part 4/09.90; gray            | <a href="http://www.wago.com/216-262">www.wago.com/216-262</a> |
|  | <b>Item no.: 216-301</b><br>Ferrule; Sleeve for 0.25 mm <sup>2</sup> / AWG 24; insulated; electro-tin plated; yellow  | <a href="http://www.wago.com/216-301">www.wago.com/216-301</a> |

Subject to changes. Please also observe the further product documentation!



|   |   |  |
|---|---|--|
|  | <b>Item no.: 216-321</b><br>Ferrule; Sleeve for 0.25 mm <sup>2</sup> / AWG 24; insulated; electro-tin plated; yellow          | <a href="http://www.wago.com/216-321">www.wago.com/216-321</a> |
|  | <b>Item no.: 216-322</b><br>Ferrule; Sleeve for 0.34 mm <sup>2</sup> / 22 AWG; insulated; electro-tin plated; light turquoise | <a href="http://www.wago.com/216-322">www.wago.com/216-322</a> |
|  | <b>Item no.: 216-302</b><br>Ferrule; Sleeve for 0.34 mm <sup>2</sup> / 22 AWG; insulated; electro-tin plated; light turquoise | <a href="http://www.wago.com/216-302">www.wago.com/216-302</a> |

### Marking accessories

#### Marking strip

|  |  |  |
|--|--|--|
|  | <b>Item no.: 210-332/500-202</b><br>Marking strips; as a DIN A4 sheet; MARKED; 1-16 (160x); Height of marker strip: 3 mm; Strip length 182 mm; Horizontal marking; Self-adhesive; white  | <a href="http://www.wago.com/210-332/500-202">www.wago.com/210-332/500-202</a> |
|  | <b>Item no.: 210-332/500-206</b><br>Marking strips; as a DIN A4 sheet; MARKED; 33-48 (160x); Height of marker strip: 3 mm; Strip length 182 mm; Horizontal marking; Self-adhesive; white | <a href="http://www.wago.com/210-332/500-206">www.wago.com/210-332/500-206</a> |
|  | <b>Item no.: 210-332/500-205</b><br>Marking strips; as a DIN A4 sheet; MARKED; 1-32 (80x); Height of marker strip: 3 mm; Strip length 182 mm; Horizontal marking; Self-adhesive; white   | <a href="http://www.wago.com/210-332/500-205">www.wago.com/210-332/500-205</a> |
|  | <b>Item no.: 210-332/500-204</b><br>Marking strips; as a DIN A4 sheet; MARKED; 17-32 (160x); Height of marker strip: 3 mm; Strip length 182 mm; Horizontal marking; Self-adhesive; white | <a href="http://www.wago.com/210-332/500-204">www.wago.com/210-332/500-204</a> |

### Downloads

#### Documentation

#### Additional Information

|  |            |          |          |
|--|------------|----------|----------|
| Technical Section                          | 2019 Apr 3 | pdf      | Download |
| Technical explanations                     |            | 2.0 MB   |          |
| Gebrückte Klemmenleisten für Leiterplatten |            | pdf      | Download |
|  |            | 187.6 kB |          |

### CAD/CAE-Data

#### CAD data

|                      |     |          |
|----------------------|-----|----------|
| 2D/3D Models 736-103 | URL | Download |
|----------------------|-----|----------|

#### CAE data

|                           |     |          |
|---------------------------|-----|----------|
| EPLAN Data Portal 736-103 | URL | Download |
|---------------------------|-----|----------|

Subject to changes. Please also observe the further product documentation!



ZUKEN Portal 736-103

[URL](#)

[Download](#)

## PCB Design

Symbol and Footprint 736-103

[URL](#)

[Download](#)

CAX data for your PCB design, consisting of "schematic symbols and PCB footprints", allow easy integration of the WAGO component into your development environment.

### Supported formats:

- Accel EDA 14 & 15
- Altium 6 to current version
- Cadence Allegro
- DesignSpark
- Eagle Libraries
- KiCad
- Mentor Graphics BoardStation
- Mentor Graphics Design Architect
- Mentor Graphics Design Expedition 99 and 2000
- OrCAD 9.X PCB and Capture
- PADS PowerPCB 3, 3.5, 4.X, and 5.X
- PADS PowerPCB and PowerLogic 3.0
- PCAD 2000, 2001, 2002, 2004, and 2006
- Pulsonix 8.5 or newer
- STL
- 3D STEP
- TARGET 3001!
- View Logic ViewDraw
- Quadcept
- Zuken CadStar 3 and 4
- Zuken CR-5000 and CR-8000

PCB Component Libraries (EDA), PCB CAD Library Ultra Librarian

## Environmental Product Compliance

### Compliance Search

Environmental Product Compliance 736-103

[URL](#)

[Download](#)

Double-deck PCB terminal block; 2.5 mm<sup>2</sup>; Pin spacing 5 mm; 6-pole; CAGE CLAMP®; 2,50 mm<sup>2</sup>; gray

Subject to changes. Please also observe the further product documentation!

WAGO GmbH & Co. KG

Hansastr. 27

32423 Minden

Phone: +49571 887-0 | Fax: +49571 887-169

Email: [info.de@wago.com](mailto:info.de@wago.com) | Web: [www.wago.com](http://www.wago.com)

Do you have any questions about our products?

We are always happy to take your call at +49 (571) 887-44222.

## Installation Notes


### Conductor termination



Inserting a conductor via 3.5 mm screwdriver.


Screwdriver actuation parallel to conductor entry

### Installation



Low space requirements due to high-density design

Double-deck PCB terminal strip – 736 Series



**Possible combination:**


Double- (736 Series) and triple-deck PCB terminal strips (737 Series) upon request

Subject to changes. Please also observe the further product documentation!



**Possible combination:**

Double- (736 Series) and triple-deck PCB terminal strips (737 Series) upon request



**Possible combination:**

Double- (737 Series) and quadruple-deck PCB terminal strips (738 Series) upon request



**Possible combination:**

Double- (737 Series) and quadruple-deck PCB terminal strips (738 Series) upon request

**Marking**



**Testing**

Subject to changes. Please also observe the further product documentation!



Testing via contact area above the conductors.

Subject to changes. Please also observe the further product documentation!

WAGO GmbH & Co. KG  
Hansastr. 27  
32423 Minden  
Phone: +49571 887-0 | Fax: +49571 887-169  
Email: [info.de@wago.com](mailto:info.de@wago.com) | Web: [www.wago.com](http://www.wago.com)

Do you have any questions about our products?  
We are always happy to take your call at +49 (571) 887-44222.