



**PITTB 4-PV**

Order No.: 3211825

<http://eshop.phoenixcontact.de/phoenix/treeViewClick.do?UID=3211825>

Double-level terminal block, Cross section: 0.2 mm<sup>2</sup> - 6 mm<sup>2</sup>,  
AWG: 24 - 10, Connection type: Push-In connection, Width: 6.2 mm,  
Color: gray, Mounting type: NS 35/7.5, NS 35/15

**Commercial data**

|                          |   |
|--------------------------|---|
| GTIN (EAN)               |  |
| sales group              | A632  |
| Pack                     | 50 pcs.   |
| Customs tariff           | 85369010  |
| Catalog page information | Page 99 (CL1-2011)  |

**Product notes**

WEEE/RoHS-compliant since:  
12/17/2008



<http://www.download.phoenixcontact.com>  
Please note that the data given here has been taken from the online catalog. For comprehensive information and data, please refer to the user documentation. The General Terms and Conditions of Use apply to Internet downloads.

**Technical data****General**

|                       |      |
|-----------------------|------|
| Number of levels      | 2    |
| Number of connections | 4    |
| Color                 | gray |
| Insulating material   | PA   |

|   |   |
|---|---|
| Inflammability class acc. to UL 94  | V0  |
| <b>Dimensions</b>   |   |
| Width   | 6.2 mm  |
| Length  | 83.5 mm   |
| Height NS 35/7.5  | 47.5 mm   |
| Height NS 35/15   | 55 mm   |
| <b>Technical data</b>   |   |
| Rated surge voltage   | 6 kV  |
| Pollution degree  | 3   |
| Surge voltage category  | III   |
| Insulating material group   | I   |
| Connection in acc. with standard  | IEC 60947-7-1   |
| Nominal current $I_N$   | 30 A (with 4 mm <sup>2</sup> conductor cross section) |
| Nominal voltage $U_N$   | 500 V   |
| <b>Connection data</b>  |   |
| Conductor cross section solid min.  | 0.2 mm <sup>2</sup>                                   |
| Conductor cross section solid max.  | 6 mm <sup>2</sup>                                     |
| Conductor cross section stranded min.   | 0.2 mm <sup>2</sup>                                   |
| Conductor cross section stranded max.   | 4 mm <sup>2</sup>                                     |
| Conductor cross section AWG/kcmil min.  | 24  |
| Conductor cross section AWG/kcmil max   | 10  |
| Conductor cross section stranded, with ferrule without plastic sleeve min.              | 0.25 mm <sup>2</sup>                                  |
| Conductor cross section stranded, with ferrule without plastic sleeve max.              | 4 mm <sup>2</sup>                                     |
| Conductor cross section stranded, with ferrule with plastic sleeve min.                 | 0.25 mm <sup>2</sup>                                  |
| Conductor cross section stranded, with ferrule with plastic sleeve max.                 | 4 mm <sup>2</sup>                                     |
| 2 conductors with same cross section, stranded, TWIN ferrules with plastic sleeve, min. | 0.5 mm <sup>2</sup>                                   |
| 2 conductors with same cross section, stranded, TWIN ferrules with plastic sleeve, max. | 1 mm <sup>2</sup>                                     |
| Connection method   | Push-In connection                                    |
| Stripping length  | 10 mm   |
| Internal cylindrical gage   | A4  |

**Certificates / Approvals**

Certification CUL, GL, GOST, UL

Certification Ex: IECEX, PTB

**Accessories**

| Item            | Designation                  | Description  |
|-----------------|------------------------------|--|
| <b>Assembly</b> |                              |  |
| 3030747         | ATP-STTB 4                   | Partition plate, Length: 88.7 mm, Width: 2 mm, Height: 53 mm, Color: gray  |
| 3022276         | CLIPFIX 35-5                 | Snap-on end bracket, for NS 35/7.5 or NS 35/15 DIN rail, can be fitted with Zack strip ZB 5 and ZBF 5, terminal strip marker KLM 2 and KLM, parking facility for FBS...5, FBS...6, KSS 5, KSS 6, width: 5,15 mm, color: gray |
| 3030462         | D-STTB 4                     | End cover, Length: 83.5 mm, Width: 2.2 mm, Height: 47.5 mm, Color: gray  |
| 3036738         | DP PS-6                      | Spacer plate, Color: red   |
| 0801704         | NS 35/ 7,5 AL UNPERF 2000MM  | DIN rail, material: Aluminum, unperforated, height 7.5 mm, width 35 mm, length: 2 m  |
| 0801762         | NS 35/ 7,5 CU UNPERF 2000MM  | DIN rail, material: Copper, unperforated, height 7.5 mm, width 35 mm, length: 2 m  |
| 1207640         | NS 35/ 7,5 PERF 755MM        | NS 35 DIN rail, height 7.5 mm, length 755 mm   |
| 1207653         | NS 35/ 7,5 PERF 955MM        | NS35 DIN rail, height 7.5 mm, length 955 mm  |
| 1207666         | NS 35/ 7,5 PERF 1155MM       | NS 35 DIN rail, height 7.5 mm, length 1155 mm  |
| 0801733         | NS 35/ 7,5 PERF 2000MM       | DIN rail, material: Steel, galvanized and passivated with a thick layer, perforated, height 7.5 mm, width 35 mm, length: 2 m   |
| 1208131         | NS 35/ 7,5 PERF/...          | DIN rail, Width: 35 mm, Height: 7.5 mm, Color: silver  |
| 0801681         | NS 35/ 7,5 UNPERF 2000MM     | DIN rail, material: Steel, unperforated, height 7.5 mm, width 35 mm, length: 2 m   |
| 1208115         | NS 35/ 7,5 UNPERF/...        | DIN rail, Width: 35 mm, Height: 7.5 mm, Color: silver  |
| 1208128         | NS 35/ 7,5 UNPERF/SO/...     | DIN rail, Width: 35 mm, Height: 7.5 mm, Color: silver  |
| 0801377         | NS 35/ 7,5 V2A UNPERF 2000MM | DIN rail, Width: 35 mm, Height: 7.5 mm, Length: 2000 mm, Color: silver   |

|         |                             |  |
|---------|-----------------------------|--|
| 1206421 | NS 35/ 7,5 ZN PERF 2000MM   | DIN rail, material: Galvanized, perforated, height 7.5 mm, width 35 mm, length: 2 m            |
| 1206434 | NS 35/ 7,5 ZN UNPERF 2000MM | DIN rail, material: Galvanized, unperforated, height 7.5 mm, width 35 mm, length: 2 m          |
| 1201895 | NS 35/15 CU UNPERF 2000MM   | DIN rail, material: Copper, unperforated, 1.5 mm thick, height 15 mm, width 35 mm, length: 2 m |
| 1201730 | NS 35/15 PERF 2000MM        | DIN rail, material: Steel, perforated, height 15 mm, width 35 mm, length: 2 m                  |
| 1201714 | NS 35/15 UNPERF 2000MM      | DIN rail, material: Steel, unperforated, height 15 mm, width 35 mm, length: 2 m                |
| 1208144 | NS 35/15 UNPERF/...         | DIN rail, Width: 35 mm, Height: 15 mm, Color: silver   |
| 1208157 | NS 35/15 UNPERF/SO/...      | DIN rail, Width: 35 mm, Height: 15 mm, Color: silver   |
| 1206586 | NS 35/15 ZN UNPERF 2000MM   | DIN rail, material: Galvanized, unperforated, height 15 mm, width 35 mm, length: 2 m           |

**Bridges**

|         |          |   |
|---------|----------|---|
| 3030336 | FBS 2-6  | Plug-in bridge, Number of positions: 2, Color: red  |
| 3030242 | FBS 3-6  | Plug-in bridge, Number of positions: 3, Color: red  |
| 3030255 | FBS 4-6  | Plug-in bridge, Number of positions: 4, Color: red  |
| 3030349 | FBS 5-6  | Plug-in bridge, Number of positions: 5, Color: red  |
| 3030271 | FBS 10-6 | Plug-in bridge, Number of positions: 10, Color: red |
| 3030365 | FBS 20-6 | Plug-in bridge, Number of positions: 20, Color: red |
| 3032224 | FBS 50-6 | Plug-in bridge, Number of positions: 50, Color: red |

**General**

|         |        |   |
|---------|--------|---|
| 3032185 | FBS-PV | Vertical potential bridge, to connect the upper and lower level |
|---------|--------|---|

**Marking**

|         |              |   |
|---------|--------------|---|
| 0800967 | STP 5-2      | Double marker carrier, snaps onto the double-level spring-cage terminal block STTB 2.5 and STTB 4, labeled with ZB 5 or ZBF 5   |
| 0816498 | TMT 6 R      | Markers for terminal blocks with 6 mm pitch, perforated, unprinted, for all terminal blocks with ZB and ZBF keyway, can be labelled using a thermo transfer printer, 1 roll = 1,000 strips, 16 labels/ strips, strip height: 6.4 mm |
| 0818140 | UC-TMF 6     | UniCard materials for labeling terminal blocks using a flat marker groove, 80-section, can be labeled with BLUEMARK and CMS-P1-PLOTTER, color: white  |
| 0818140 | UC-TMF 6     | UniCard materials for labeling terminal blocks using a flat marker groove, 80-section, can be labeled with BLUEMARK and CMS-P1-PLOTTER, color: white  |
| 0824646 | UC-TMF 6 CUS | UniCard sheets, for labeling terminal blocks with a flat zack marker sheet groove, can be printed as per customer requirements  |

|         |                  |  |
|---------|------------------|--|
| 0828746 | UCT-TMF 6        | UniCard materials for thermal transfer printer, for labeling terminal blocks with a horizontal marker groove, 60-section, can be labeled with THERMOMARK CARD and BLUEMARK LED, color: white |
| 0829665 | UCT-TMF 6 CUS    | Terminal block marking, can be labeled as per customer specifications  |
| 0808710 | ZBF 6:UNBEDRUCKT | Zack strip, flat, unprinted: 10-section, for individual labeling with M-PEN or ZBF-T, sufficient for 100 terminal blocks, color: white   |

**Plug/Adapter**

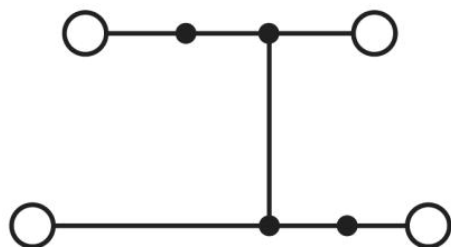
|         |            |                                  |
|---------|------------|----------------------------------|
| 3002885 | ISH 4/0,5  | Insulating sleeve, Color: gray   |
| 3002898 | ISH 4/1,0  | Insulating sleeve, Color: black  |
| 0201731 | MPS-IH BK  | Insulating sleeve, Color: black  |
| 0201689 | MPS-IH BU  | Insulating sleeve, Color: blue   |
| 0201702 | MPS-IH GN  | Insulating sleeve, Color: green  |
| 0201728 | MPS-IH GY  | Insulating sleeve, Color: gray   |
| 0201676 | MPS-IH RD  | Insulating sleeve, Color: red    |
| 0201715 | MPS-IH VT  | Insulating sleeve, Color: violet |
| 0201663 | MPS-IH WH  | Insulating sleeve, Color: white  |
| 0201692 | MPS-IH YE  | Insulating sleeve, Color: yellow |
| 0201744 | MPS-MT     | Test plugs                       |
| 3032871 | PAI-4-N GY | Test adapter, Color: gray        |
| 3030996 | PS-6       | Test adapter, Color: red         |

**Tools**

|         |               |   |
|---------|---------------|---|
| 1204517 | SZF 1-0,6X3,5 | Actuation tool, for ST terminal blocks, also suitable for use as a bladed screwdriver, size: 0.6 x 3.5 x 100 mm, 2-component grip, with non-slip grip |
|---------|---------------|---|

**Diagrams/Drawings**

Circuit diagram



**Address**

PHOENIX CONTACT GmbH & Co. KG  
Flachmarktstr. 8  
32825 Blomberg, Germany  
Phone +49 5235 3 00  
Fax +49 5235 3 41200  
<http://www.phoenixcontact.com>



© 2011 Phoenix Contact  
Technical modifications reserved;