

8 7 6 5 4 3 2 1

D

C

B


A

D

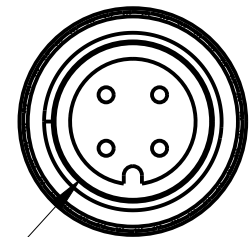
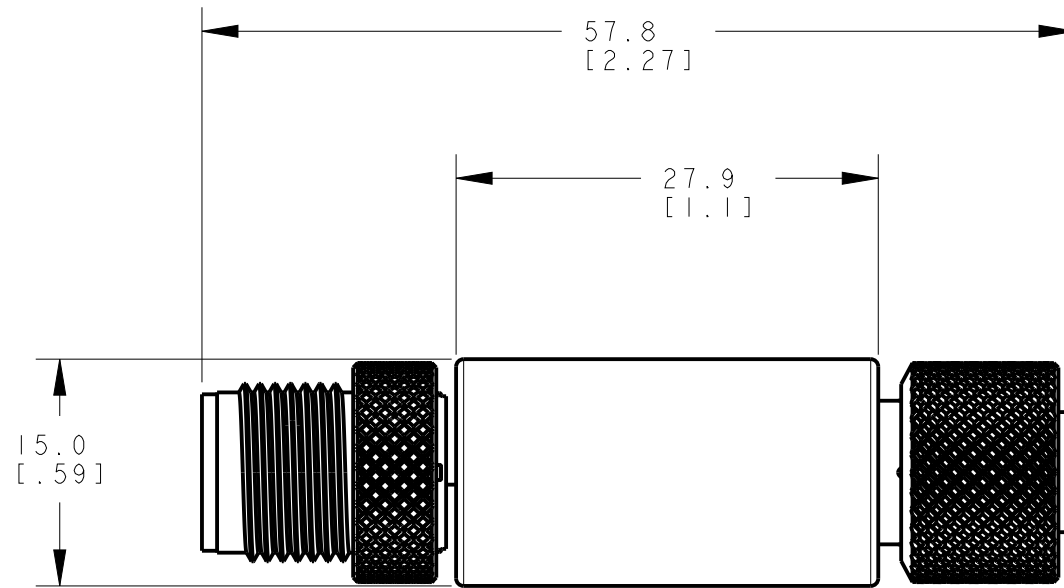
C

B

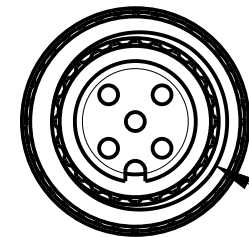
A



SCALE 1:1



M12 X 1 -6g



M12 X 1 - 6H

This drawing is the property of BANNER ENGINEERING CORP. Any use or reproduction, in any form, without prior written permission of Banner is prohibited. © 2015 Banner Engineering Corp.



BANNER ENGINEERING CORP.

www.bannerengineering.com

TITLE S15

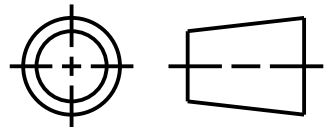
SIZE B DRAWING NO. 212216 REV. B

SCALE 2:1 SHEET 1 OF 1

CREO

NOTES:  
1. ALL DIMENSIONS ARE MILLIMETERS [INCHES] UNLESS OTHERWISE NOTED.  
2. REFER TO "www.bannerengineering.com" FOR ADDITIONAL DATA AND SPECIFICATIONS.

THIRD ANGLE PROJECTION



8 7 6 5 4 3 2 1