



35 dBm IP3, 1 dB NF, 17 dBm P1dB, 20 MHz to 1.5 GHz, Low Noise Amplifier, 20 dB Gain, SMA

TECHNICAL DATA SHEET **PE15A1057**

The PE15A1057 is a low noise coaxial amplifier operating in the 20 MHz to 1500 MHz frequency range. Impressive broadband typical performance includes 1 dB noise figure, 20 dB small signal gain, +17 dBm P1dB, and an output 3rd order intercept point of +35 dBm. This exceptional technical performance is achieved through the use of a hybrid MIC design and advanced E-pHEMT devices. The low noise amplifier requires a +12V DC power supply, and operates over a temperature range of -40°C to +75°C. The rugged and compact package supports SMA Female connectors and RFI and Ground pins. And for highly reliable operation, the model is guaranteed to meet MIL-STD-202 environmental test conditions for Humidity, Shock, Vibration, and Altitude.

Features

- 20 MHz to 1500 MHz Frequency Range
- Low Noise Figure: 1 dB
- High Dynamic Range
- Efficient GaAs pHEMT Design
- Small Signal Gain: 20 dB
- Output P1dB: +17 dBm
- Output IP3: +35 dBm
- Operating Temperature: -40°C to +75°C
- 50 Ohm Input and Output Matched
- DC Power Supply: +12V / 70 mA
- SMA Female Connectors
- Designed to meet MIL-STD-202 Test Conditions

Applications

- Test & Measurement
- R&D Labs
- General Purpose Amplification
- Aerospace & Defense
- Wireless Infrastructure
- Communication Systems

Electrical Specifications (TA = +25°C, DC Voltage = 12Vdc, DC Current = 70mA)

Description	Minimum	Typical	Maximum	Units
Frequency Range	0.02		1.5	GHz
Small Signal Gain	16	20		dB
Gain Flatness		±1.2	±1.6	dB
Output at 1 dB Compression Point	+17	+17		dBm
Output 3rd Intercept Point	+32	+35		dBm
Noise Figure		1	1.5	dB
Input VSWR		1.5:1	2:1	
Output VSWR		1.5:1	2:1	
Reverse Isolation		-24		dB
Operating DC Voltage	9	12	18	Volts
Operating DC Current		70	85	mA
Operating Temperature Range	-40		+75	°C

Click the following link (or enter part number in "SEARCH" on website) to obtain additional part information including price, inventory and certifications: [35 dBm IP3, 1 dB NF, 17 dBm P1dB, 20 MHz to 1.5 GHz, Low Noise Amplifier, 20 dB Gain, SMA PE15A1057](#)



35 dBm IP3, 1 dB NF, 17 dBm P1dB, 20 MHz to 1.5 GHz, Low Noise Amplifier, 20 dB Gain, SMA

TECHNICAL DATA SHEET

PE15A1057

Absolute Maximum Rating

Parameter	Rating	Units
Supply Voltage	+25	V
RF Input Power	+13	dBm
Operating Temperature	-40 to +85	°C
Storage Temperature	-55 to +125	°C



ESD Sensitive Material,
Transport material in
Approved ESD bags.
Handle only in approved
ESD Workstation.

Mechanical Specifications

Size

Input Connector SMA Female
Output Connector SMA Female

Environmental Specifications

Temperature

Operating Range -40 to +75 deg C
Storage Range -55 to +125 deg C

Humidity MIL-STD-202F, Method 103B, Condition B
Shock MIL-STD-202F, Method 213B, Condition B
Vibration MIL-STD-202F, Method 204D, Condition B
Altitude MIL-STD-202F, Method 105C, Condition B

Compliance Certifications (see [product page](#) for current document)

Plotted and Other Data

Notes:

- Values at +25 °C, sea level
- ESD Sensitive Material, Transport material in Approved ESD bags. Handle only in approved ESD Workstation.

Click the following link (or enter part number in "SEARCH" on website) to obtain additional part information including price, inventory and certifications: [35 dBm IP3, 1 dB NF, 17 dBm P1dB, 20 MHz to 1.5 GHz, Low Noise Amplifier, 20 dB Gain, SMA PE15A1057](#)

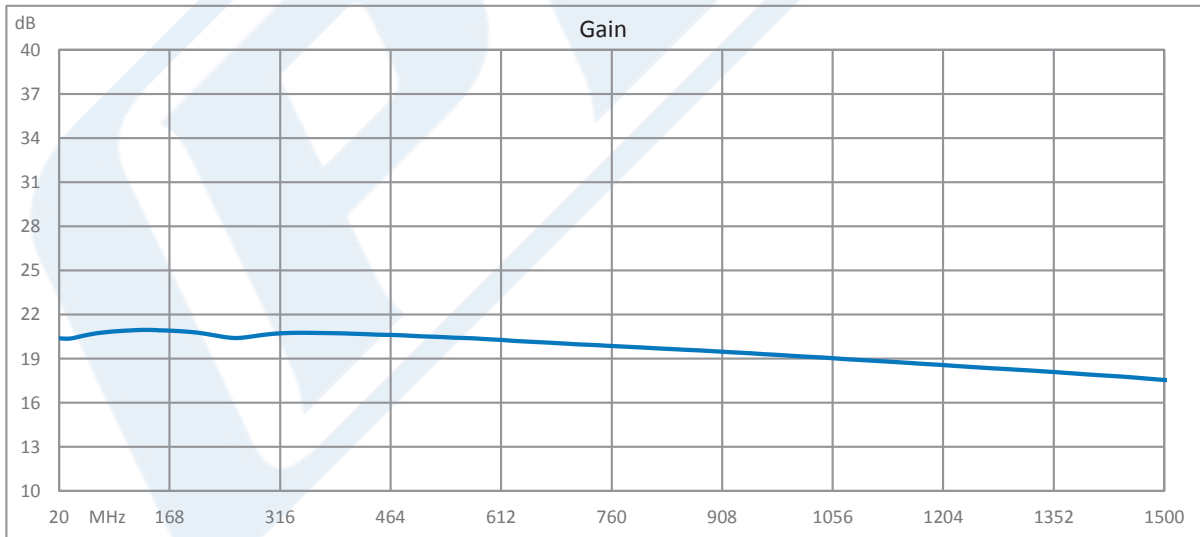
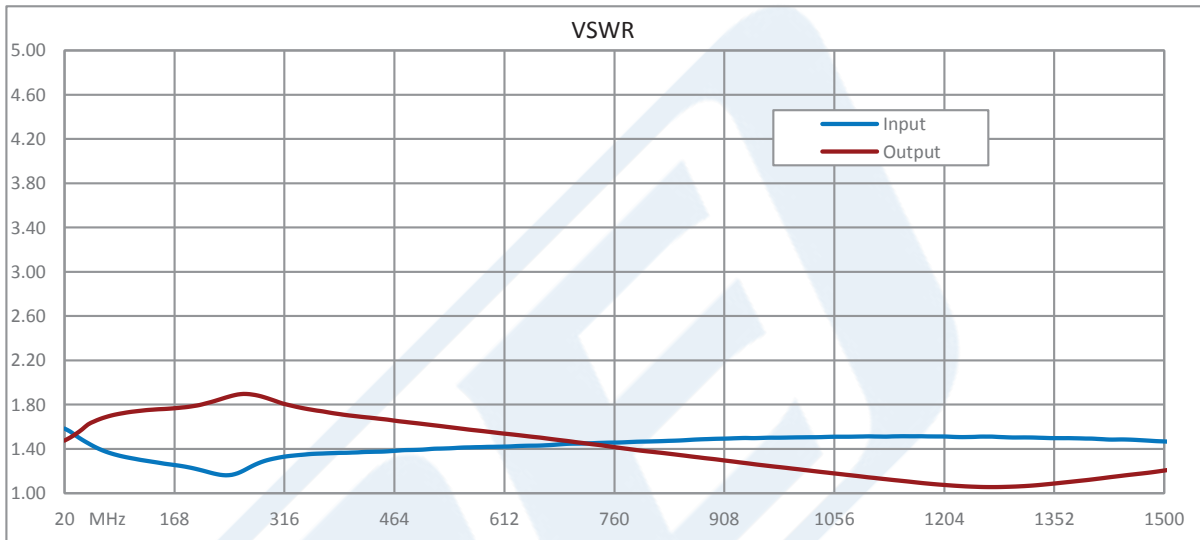


35 dBm IP3, 1 dB NF, 17 dBm P1dB, 20 MHz to 1.5 GHz, Low Noise Amplifier, 20 dB Gain, SMA

TECHNICAL DATA SHEET

PE15A1057

Typical Performance Data



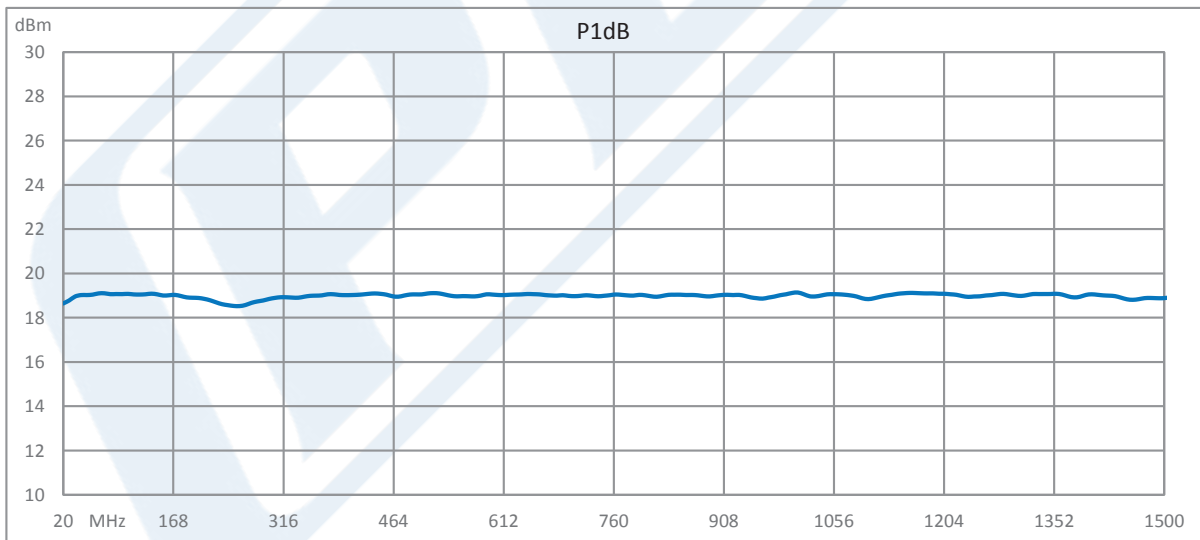
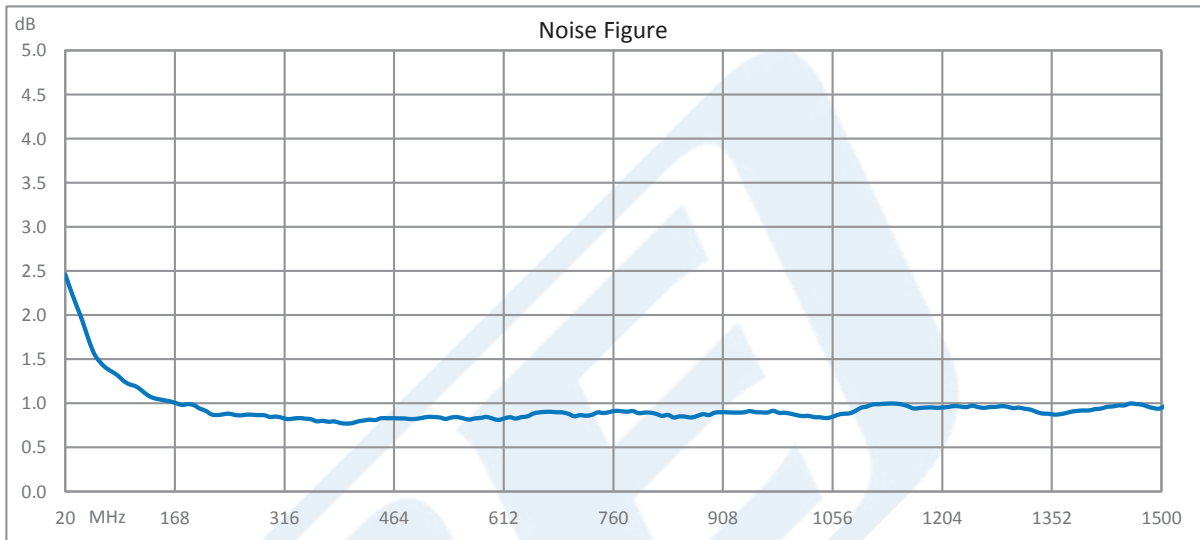
Click the following link (or enter part number in "SEARCH" on website) to obtain additional part information including price, inventory and certifications: [35 dBm IP3, 1 dB NF, 17 dBm P1dB, 20 MHz to 1.5 GHz, Low Noise Amplifier, 20 dB Gain, SMA PE15A1057](#)



35 dBm IP3, 1 dB NF, 17 dBm P1dB, 20 MHz to 1.5 GHz, Low Noise Amplifier, 20 dB Gain, SMA

TECHNICAL DATA SHEET

PE15A1057



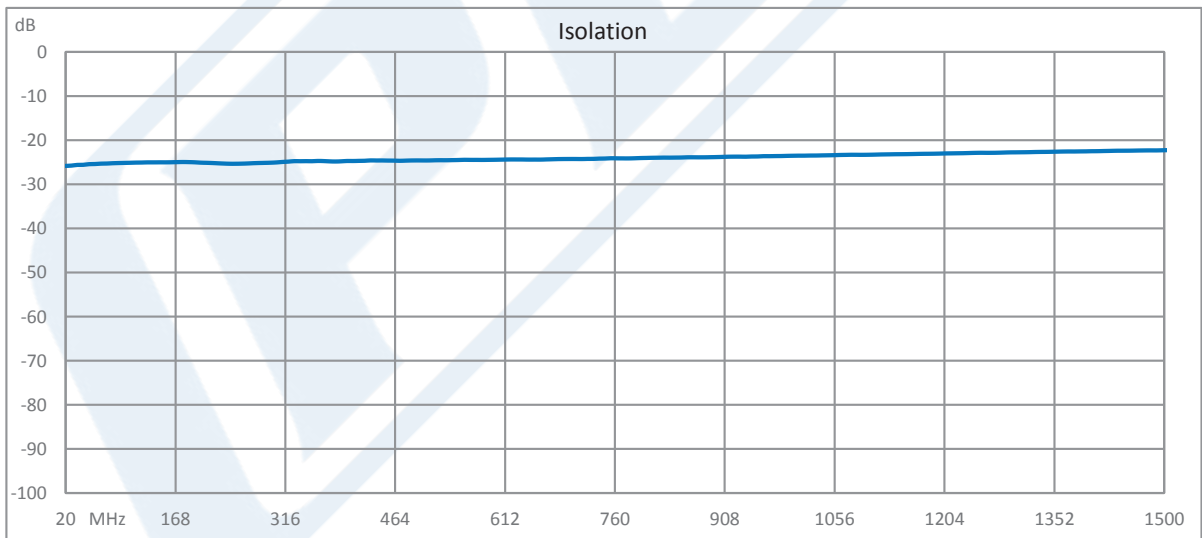
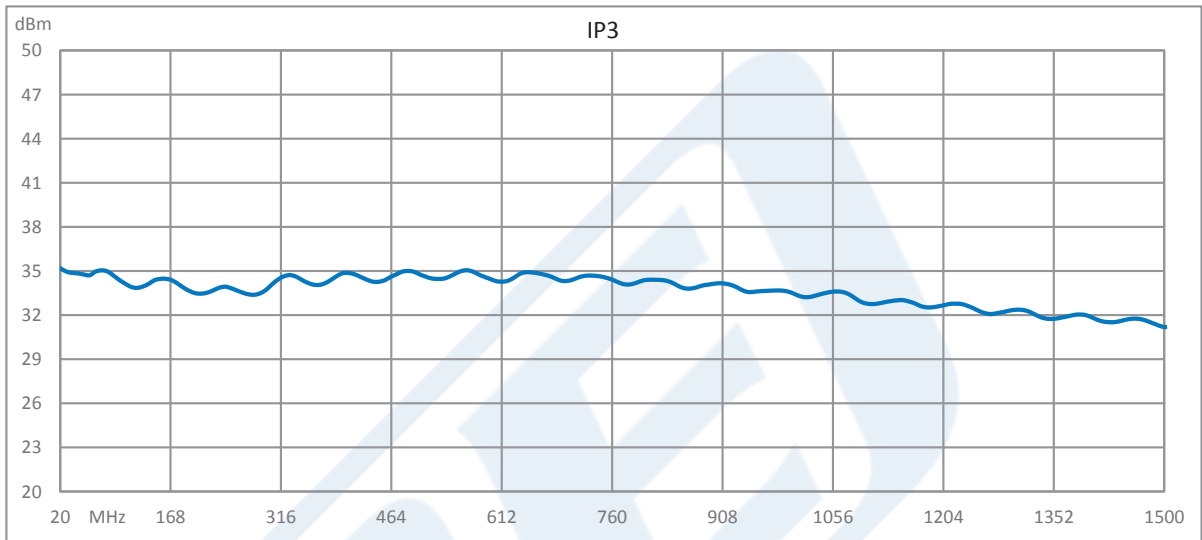
Click the following link (or enter part number in "SEARCH" on website) to obtain additional part information including price, inventory and certifications: [35 dBm IP3, 1 dB NF, 17 dBm P1dB, 20 MHz to 1.5 GHz, Low Noise Amplifier, 20 dB Gain, SMA PE15A1057](#)



35 dBm IP3, 1 dB NF, 17 dBm P1dB, 20 MHz to 1.5 GHz, Low Noise Amplifier, 20 dB Gain, SMA

TECHNICAL DATA SHEET

PE15A1057



Click the following link (or enter part number in "SEARCH" on website) to obtain additional part information including price, inventory and certifications: [35 dBm IP3, 1 dB NF, 17 dBm P1dB, 20 MHz to 1.5 GHz, Low Noise Amplifier, 20 dB Gain, SMA PE15A1057](#)



35 dBm IP3, 1 dB NF, 17 dBm P1dB, 20 MHz to 1.5 GHz, Low Noise Amplifier, 20 dB Gain, SMA

TECHNICAL DATA SHEET

PE15A1057

35 dBm IP3, 1 dB NF, 17 dBm P1dB, 20 MHz to 1.5 GHz, Low Noise Amplifier, 20 dB Gain, SMA from Pasternack Enterprises has same day shipment for domestic and International orders. Our RF, microwave and millimeter wave products maintain a 99.4% availability and are part of the broadest selection in the industry.

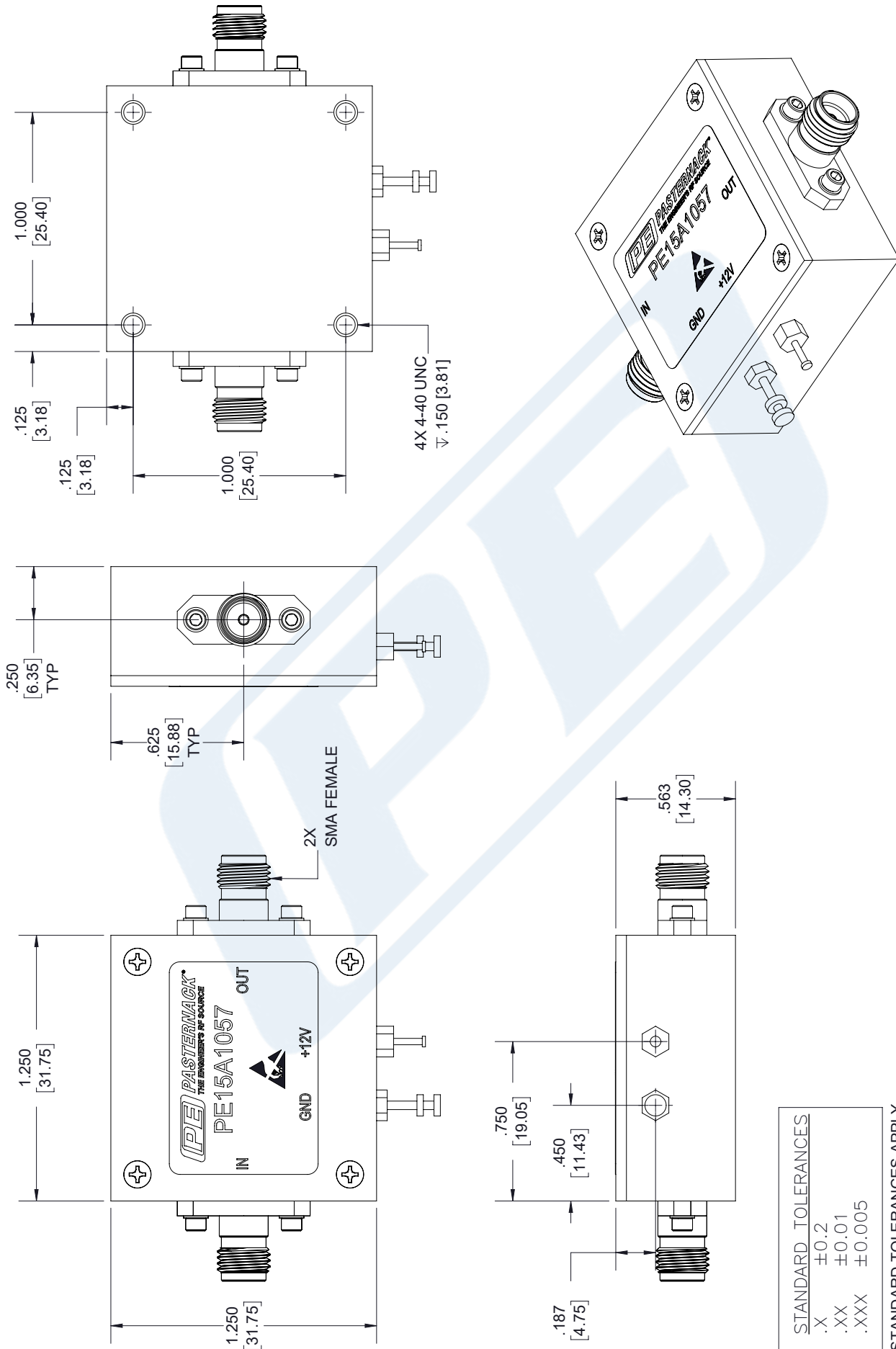
Click the following link (or enter part number in "SEARCH" on website) to obtain additional part information including price, inventory and certifications: [35 dBm IP3, 1 dB NF, 17 dBm P1dB, 20 MHz to 1.5 GHz, Low Noise Amplifier, 20 dB Gain, SMA PE15A1057](https://www.pasternack.com/1-db-1.5-ghz-low-noise-amplifier-20-db-gain-sma-pe15a1057-p.aspx)

URL: <https://www.pasternack.com/1-db-1.5-ghz-low-noise-amplifier-20-db-gain-sma-pe15a1057-p.aspx>

The information contained in this document is accurate to the best of our knowledge and representative of the part described herein. It may be necessary to make modifications to the part and/or the documentation of the part, in order to implement improvements. Pasternack reserves the right to make such changes as required. Unless otherwise stated, all specifications are nominal. Pasternack does not make any representation or warranty regarding the suitability of the part described herein for any particular purpose, and Pasternack does not assume any liability arising out of the use of any part or documentation.

PE15A1057 CAD Drawing

35 dBm IP3, 1 dB NF, 17 dBm P1dB, 20 MHz to 1.5 GHz,
Low Noise Amplifier, 20 dB Gain, SMA



NOTES:
1. UNLESS OTHERWISE SPECIFIED ALL DIMENSIONS ARE NOMINAL.
2. ALL SPECIFICATIONS ARE SUBJECT TO CHANGE WITHOUT NOTICE AT ANY TIME.
3. DIMENSIONS ARE IN INCHES [mm].

DWG TITLE
PE15A1057

PE PASTERNAK®
THE ENGINEER'S RF SOURCE
Pasternack Enterprises, Inc.
P.O. Box 16759 | Irvine | CA | 92623
Phone: (949) 261-1920 | Fax: (949) 261-7451
Website: www.pasternack.com | E-Mail: sales@pasternack.com

CAD FILE 04/26/18 SCALE N/A

CAGE CODE **53919**

SIZE A 7361