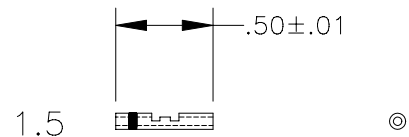
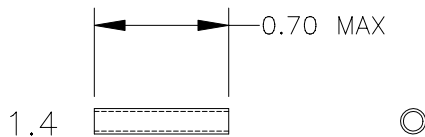
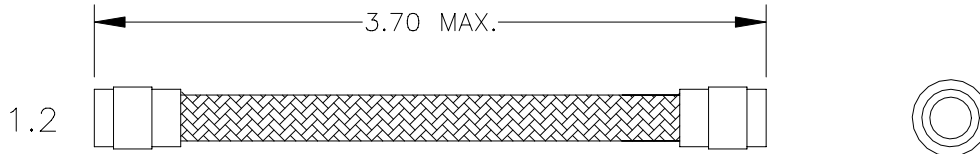
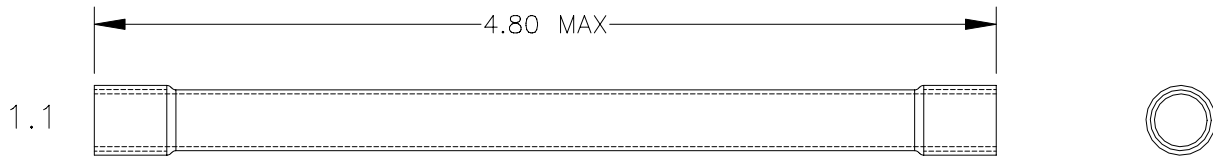


If this document is printed it becomes uncontrolled.
Check with the web for latest revision.

REVISION		
REV	DESCRIPTION	DATE
NC	INITIAL RELEASE PER DCR NUMBER T29942	31AUG2001



- 1.1 OUTER HEAT-SHRINKABLE TUBING, BLACK.
- 1.2 FLEXIBLE SHIELD JOINT WITH TWO PRE-INSTALLED TERMINATORS.
- 1.3 INNER HEAT-SHRINKABLE TUBING, BLACK.
- 1.4 INSULATION SLEEVES (2), BLUE TRANSLUCENT.
- 1.5 CRIMP FERRULES (2).

SPECIFICATION CONTROL DRAWING

UNLESS OTHERWISE SPECIFIED DIMENSIONS ARE INCHES. METRIC DIMENSIONS ARE IN BRACKETS. DECIMAL TOLERANCES .XXX ± 0.010 [0.13 mm] .XX ± 0.020 [0.25 mm] ANGLE TOLERANCE .X ± 0.5 DEG. WEIGHT LBS. 0.0088 [4.00 gm]	DRAWN T RATZLAFF	DATE 31AUG2001	tyco/Electronics/Raychem WIRE AND HARNESSING PRODUCTS 307 CONSTITUTION DRIVE MENLO PARK, CALIFORNIA 94025		
	MATERIAL 		TITLE SPLICE KIT, SINGLE BRAID, LIGHTWEIGHT		
FINISH 		THIRD ANGLE PROJECTION 	SIZE A	CODE IDENT. NO. 06090	DWG. NO. D-150-L708-F1
CAD FILE T29442A.DWG			DO NOT SCALE THIS DRAWING		SHEET 1 OF 2

1. MATERIALS:

- 1.1 OUTER HEAT-SHRINKABLE TUBING: HIGH PERFORMANCE, FLAME RESISTANT, FLEXIBLE FLUOROPOLYMER TUBING PER RAYCHEM SPECIFICATION RW-3016, BLACK. SEALING INSERTS: MODIFIED STABILIZED ELASTOMERIC FLUOROPOLYMER.
- 1.2 FLEXIBLE SHIELD JOINT: SINGLE BRAID, SILVER PLATED COPPER. ENDS PRE-TINNED WITH Sn96 SOLDER. PRE-INSTALLED SOLDER TERMINATOR SLEEVES WITH Sn96 SOLDER PER ANSI J-STD-006.
- 1.3 INNER HEAT-SHRINKABLE TUBING: HIGH PERFORMANCE, FLAME RESISTANT, FLEXIBLE FLUOROPOLYMER TUBING PER RAYCHEM SPECIFICATION RW-3016, BLACK.
- 1.4 INSULATION SLEEVES: MODIFIED CROSS-LINKED POLYVINYLIDENE FLUORIDE.
- 1.5 CRIMP FERRULES: PER MIL-S-81824/1-1.

2. APPLICATION

- 2.1 THIS KIT IS DESIGNED TO SPLICE SINGLE SHIELD CABLE USED IN MIL-STD-1553B APPLICATIONS.
- 2.2 USE WHERE CONTINUOUS FLEXING OF THIS SPLICE KIT IS NOT A FUNCTIONAL REQUIREMENT.
- 2.3 CABLES ACCOMMODATED: RAYCHEM SINGLE SHIELD DATABUS CABLE.
- 2.4 MINIMUM BEND RADIUS, STATIC 80mm. DYNAMIC: NOT RECOMMENDED.
- 2.5 INSTALLATION PROCEDURE, AND TOOLING: RAYCHEM RPIP-600-12.

3. TEMPERATURE RATING

- 3.1 OPERATING TEMPERATURE: -65°C TO +150°C, BRIEF EXCURSIONS TO +200°C PERMISSIBLE WITHOUT DEGRADATION.

4. PERFORMANCE SPECIFICATIONS

- 4.1 DESIGNED TO MEET THE REQUIREMENTS OF U.S. AIR FORCE 8340708, CLASS C CABLE.

**If this document is printed it becomes uncontrolled.
Check with the web for latest revision.**

SPECIFICATION CONTROL DRAWING

DRAWN T RATZLAFF	DATE 31AUG2001
CAD FILE T29942B.DWG	



SIZE A	CODE IDENT. NO. 06090	DWG. NO. D-150-L708-F1	REV NC
DO NOT SCALE THIS DRAWING		SHEET 2 OF 2	