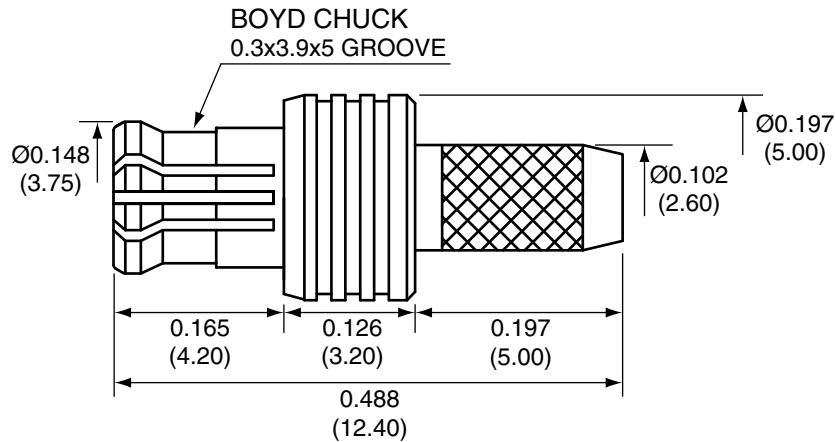


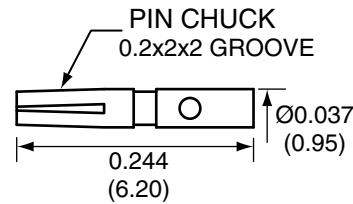
| Description | Material | Finish |
|-------------|------------|--------|
| Body | Brass | Gold |
| Socket | BE CU | Gold |
| Insulation | PTFE | N/A |
| Boyd Chuck | BE CU | Gold |
| Spacer | PTFE | N/A |
| Support | Brass | Gold |
| Heat Shrink | Polyolefin | Black |

| REVISIONS | | | |
|-----------|-------------------------------------------------------------|-----------|------|
| REV | DESCRIPTION | DATE | APPV |
| B | Added new title block and heat shrink; Updated instructions | 11-JUL-12 | SAH |

SIDE VIEW



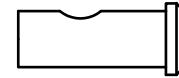
SOCKET



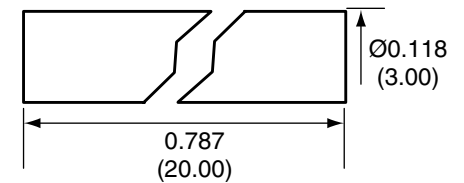
SPACER



SUPPORT



HEAT SHRINK



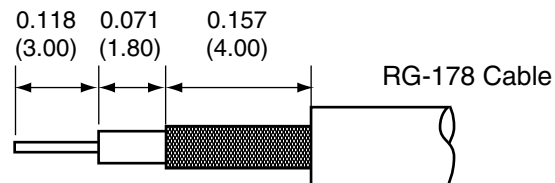
CONREVMCX007-R178 ASSEMBLY INSTRUCTIONS

- Strip the cable to the recommended dimensions.
- Slip heat shrink onto stripped cable.
- Solder the support onto the braid.
- Place the spacer onto the center conductor.
- Solder or crimp the socket onto the center conductor.
- Insert the socket, center conductor, spacer, and support into the body until the socket snaps in.
- Crimp the tail of the body onto the support with a 0.093" hex crimp tool (or one labeled for use with RG-178 cable).
- Use heat shrink to cover crimp.

NOTES: (UNLESS OTHERWISE SPECIFIED)

- ALL DIMENSIONS ARE IN INCHES [mm].
- DIMENSIONS APPLY AFTER FINISHING.
- MANUFACTURE TO BE COMPLIANT WITH EU RoHS DIRECTIVE.
- SAFETY BREAK ALL SHARP CORNERS AND EDGES .02 MAXIMUM.

RECOMMENDED CABLE STRIPPING DIMENSIONS



WARNING: THIS DRAWING CONTAINS PROPRIETARY INFORMATION THAT IS THE SOLE PROPERTY OF LINX TECHNOLOGIES, AND SHALL BE TREATED AS SUCH. NO DISCLOSURE OR REPRODUCTION OF THIS DOCUMENT IS PERMITTED, IN WHOLE OR IN PART, WITHOUT THE EXPRESS WRITTEN PERMISSION OF LINX TECHNOLOGIES OR ITS DESIGNATED AGENTS.

| | | |
|-----------|--------------------------------------------------------------------------------------------------------------------------------------------------------------------------------------|-----------------|
| MATERIAL: | TOLERANCES: .020 [0.50]-.200 [5.00]= ±.008 [0.20] .200 [5.00]-1.200 [30.00]= ±.016 [0.40] 1.20 [30.0]-4.75 [120.0]= ±.024 [0.60] 4.75 [120.0]-12.40 [315.0]= ±.040 [1.0] | PROJECTION: |
| FINISH: | DRAWN: B.MURPHY DT: 11-JUL-12 | ANGLES: ±1° |
| | ENGR: S.HOGAN DT: 11-JUL-12 | |

| | | | |
|------------------------------------------------------------------|--------------------------------------|----------------------------------|--|
| Linx | | 159 ORT LANE MERLIN, OR 97532 | |
| TITLE: RP-MCX MALE CABLE END CRIMP FOR RG178 CABLE | | | |
| SIZE A | DWG. NO. CONREVMCX007-R178 | REV B | |
| SCALE: 2:1 | DO NOT SCALE DRAWING | SHEET 1 OF 1 | |