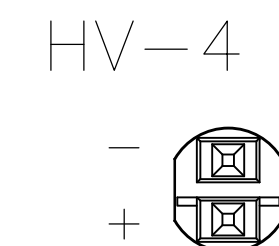
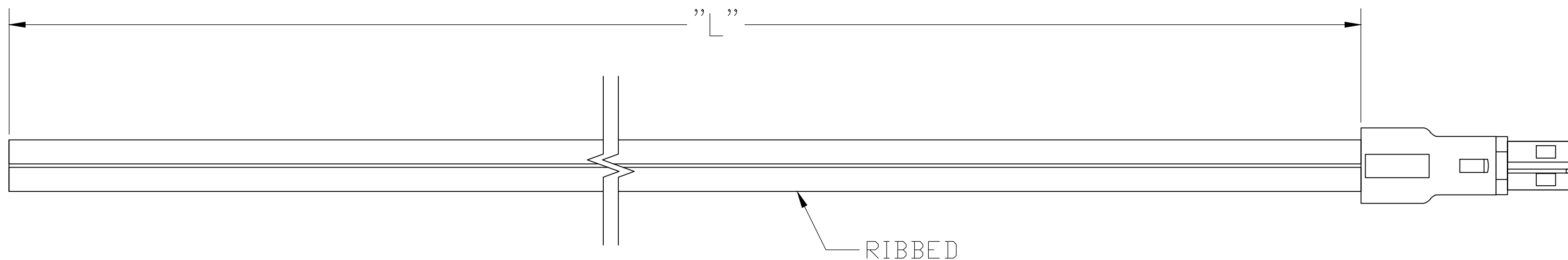


REVISIONS					
P	LTR	DESCRIPTION	DATE	DWN	APVD
A1		ECR-20-004655	29SEP2020	RK	SBH

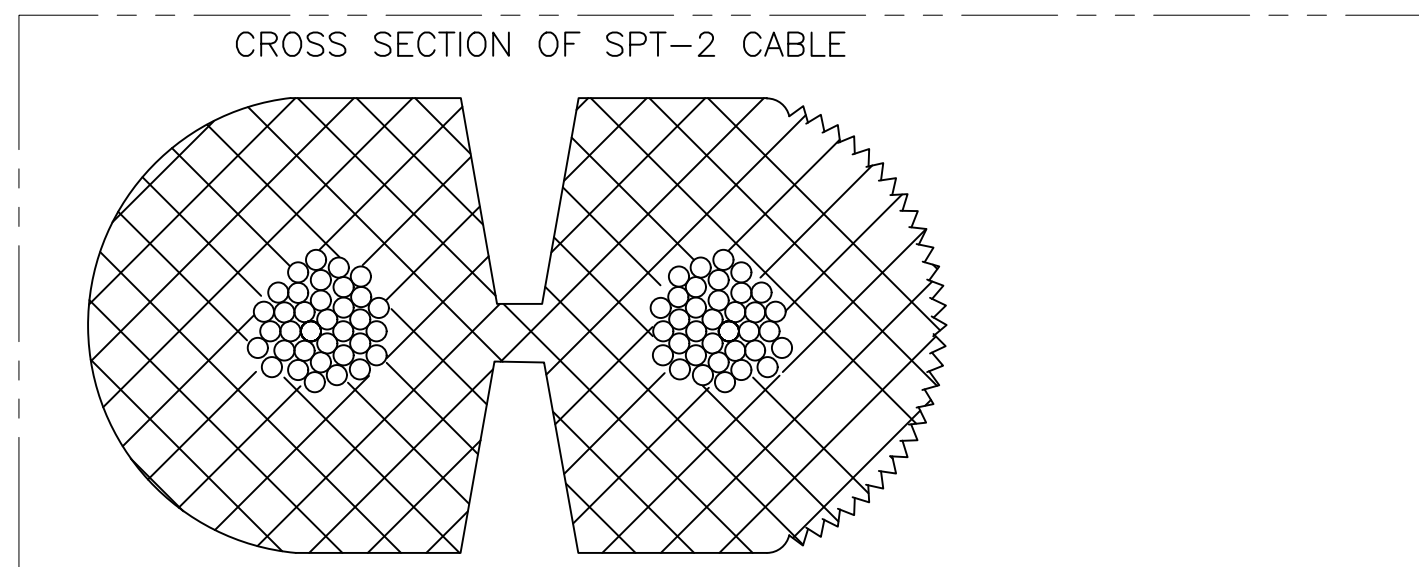


WIRING SCHEDULE		
	SIDE	PLUG
+	RIBBED	1
-	SMOOTH	2

3

1. PACKAGING ACC. TO TE SPEC.107-18032
BUNDLE EVERY 25 ASSEMBLIES WITH A RUBBER BAND
2. ELECTRICAL TEST CONTAINING "SHORT CIRCUIT TEST, CONTINUITY AND ACCURATE CAVITY ASSIGNMENT TEST" ACC. TO TE-SPEC.108-18857, SUBSECTION 3.1.1

3 WIRING SCHEDULE AS SHOWN



OBSOLETE	16.0 FT	±3.84	2181194-8
	14.0 FT	±3.36	2181194-7
	12.0 FT	±2.88	2181194-6
	10.0 FT	±2.4	2181194-5
	8.0 FT	±1.92	2181194-4
	6.0 FT	±1.44	2181194-3
	4.0 FT	±.96	2181194-2
	2.0 FT	±.48	2181194-1
	"L"	TOLERANCES [INCHES]	TE P/N

THIS DRAWING IS A CONTROLLED DOCUMENT.		DWN E.C. CLAYBAUGH 17/JUN/11		
		CHK P. BECKER 13/JUL/11		
		APVD P. BECKER 01/AUG/11	NAME CABLE ASSEMBLY, NECTOR, HV-4, PLUG - PIGTAIL	
DIMENSIONS: INCHES		TOLERANCES UNLESS OTHERWISE SPECIFIED:	SIZE A2	
0 PLC ± -		1 PLC ± -	CAGE CODE 00779	
2 PLC ± -		2 PLC ± -	DRAWING NO C-2181194	
3 PLC ± -		3 PLC ± -	RESTRICTED TO	
4 PLC ± -		4 PLC ± -		
ANGLES ± -		FINISH		
MATERIAL		WEIGHT	SCALE N.T.S.	
			SHEET 1 OF 1	
		CUSTOMER DRAWING		REV A1