


## Bolt connection terminal block - RT 8 BU - 3049148

Please be informed that the data shown in this PDF Document is generated from our Online Catalog. Please find the complete data in the user's documentation. Our General Terms of Use for Downloads are valid (<http://download.phoenixcontact.com>)



Feed-through terminal block with bolt connection method, cross section: 2.5 - 35 mm<sup>2</sup>, AWG: 14 - 2, width 20.2 mm, color: blue

### Product Features

- ✓ The special clamping nuts can be actuated with a normal screwdriver
- ✓ Tested for railway applications
- ✓ Quick and easy connection thanks to hinged cover flaps which hold the clamping nuts captive. When the flaps are open, the connection bolt is freely accessible and the cable lugs can be hooked in; after closing and engaging the flaps
- ✓ The screws are secured against loosening by captive spring-loaded spacers
- ✓ Easy bridging and potential distribution using the patented plug-in bridges from the CLIPLINE complete system
- ✓ Large-surface labeling options in the terminal center and above the terminal points
- ✓ The use of the switching lock effectively prevents unintentional switching
- ✓ Testing with the standardized test adapters and test plugs of the CLIPLINE complete system
- ✓ The hinged cover cover the live metal parts including the insulated cable lugs in the clamping area so that they are touch proof



### Key commercial data

Packing unit	1 1
Minimum order quantity	25 1
Weight per Piece (excluding packing)	96.82 GRM
Custom tariff number	85369010
Country of origin	Germany

### Technical data

#### General

Note	Note: the BE-RT... path extension is to be used for non-insulated cable lugs (see accessories).
Number of levels	1
Number of connections	2

## Bolt connection terminal block - RT 8 BU - 3049148

### Technical data

#### General

Color	blue
Insulating material	PA
Inflammability class according to UL 94	V0
Area of application	Railway industry
	Mechanical engineering
	Plant engineering
	Process industry
Maximum load current	125 A (with 35 mm <sup>2</sup> conductor cross section)
Rated surge voltage	8 kV
Pollution degree	3
Surge voltage category	III
Insulating material group	I
Connection in acc. with standard	IEC 60947-7-1
Nominal current I <sub>N</sub>	125 A
Nominal voltage U <sub>N</sub>	1000 V (Rated voltage for open disconnect point 500 V)
Open side panel	ja
Number of positions	1

#### Dimensions

Width	20.3 mm
Length	84 mm
Height NS 35/7,5	63.8 mm
Height NS 35/15	71.3 mm

#### Connection data

Note	Connection bolts
Conductor cross section solid min.	2.5 mm <sup>2</sup>
Conductor cross section solid max.	35 mm <sup>2</sup>
Conductor cross section AWG/kcmil min.	14
Conductor cross section AWG/kcmil max	2
Conductor cross section stranded min.	2.5 mm <sup>2</sup>
Conductor cross section stranded max.	35 mm <sup>2</sup>
Min. AWG conductor cross section, stranded	14
Max. AWG conductor cross section, stranded	2
Min. cross section for cable lug connection	2.5 mm <sup>2</sup>
Max. cross section for cable lug connection	35 mm <sup>2</sup>
Connection method	Bolt connection
Screw thread	M8

## Bolt connection terminal block - RT 8 BU - 3049148

### Technical data

#### Connection data

Tightening torque, min	4.5 Nm
Tightening torque max	5 Nm

### Classifications

#### eCl@ss

eCl@ss 4.0	27141120
eCl@ss 4.1	27141120
eCl@ss 5.0	27141120
eCl@ss 5.1	27141120
eCl@ss 6.0	27141120
eCl@ss 7.0	27141120
eCl@ss 8.0	27141120

#### ETIM

ETIM 2.0	EC000897
ETIM 3.0	EC000897
ETIM 4.0	EC000897
ETIM 5.0	EC000897

#### UNSPSC

UNSPSC 6.01	30211811
UNSPSC 7.0901	39121410
UNSPSC 11	39121410
UNSPSC 12.01	39121410
UNSPSC 13.2	39121410

### Approvals

#### Approvals

---

#### Approvals

UL Recognized / cUL Recognized / ABS / UL Recognized / cULus Recognized

---

#### Ex Approvals

ATEX / IECEx


---


## Bolt connection terminal block - RT 8 BU - 3049148

### Approvals


Approvals submitted


#### Approval details

UL Recognized 		
	B	C
Nominal current IN	30 A	30 A
Nominal voltage UN	600 V	600 V

cUL Recognized 		
	B	C
Nominal current IN	115 A	115 A
Nominal voltage UN	600 V	600 V

ABS
-----

UL Recognized 		
	B	C
Nominal current IN	30 A	30 A
Nominal voltage UN	600 V	600 V

cULus Recognized 		
--	--	--

### Accessories

Accessories

Bridge

## Bolt connection terminal block - RT 8 BU - 3049148

### Accessories

Plug-in bridge - FBS 2-10 - 3005947



Plug-in bridge, Number of positions: 2, Color: red

---

### End block

End clamp - CLIPFIX 35 - 3022218



Quick mounting end clamp for NS 35/7,5 DIN rail or NS 35/15 DIN rail, with marking option, width: 9.5 mm, color: gray

---

End clamp - CLIPFIX 35-5 - 3022276



Quick mounting end clamp for NS 35/7,5 DIN rail or NS 35/15 DIN rail, with marking option, with parking option for FBS...5, FBS...6, KSS 5, KSS 6, width: 5.15 mm, color: gray

---

End clamp - E/NS 35 N - 0800886



End clamp, width: 9.5 mm, color: gray

---

End clamp - E/UK - 1201442



End clamp, for assembly on NS 32 or NS 35/7.5 DIN rail

---

## Bolt connection terminal block - RT 8 BU - 3049148

### Accessories

End clamp - E/UK 1 - 1201413



End clamps, for supporting the ends of double-level and three-level terminal blocks, width: 10 mm, color: gray

---

### End cover

End cover - D-RT 8 - 3049194



Cover, width: 2.2 mm, color: gray

---

Path extension - BE-RT 8 - 3049916



Path extension

---

### Labeled terminal marker

Zack marker strip - ZB 16,3 CUS - 0824946



Zack marker strip, Can be ordered: Strip, white, Labeled according to customer specifications, Mounting type: Snap into tall marker groove, For terminal block width: 16.3 mm, Lettering field: 10.5 x 16.25 mm

---

Zack marker strip - ZB 20,3 CUS - 0824948



Zack marker strip, Can be ordered: Strip, white, Labeled according to customer specifications, Mounting type: Snap into tall marker groove, For terminal block width: 20.3 mm, Lettering field: 10.5 x 20.25 mm

## Bolt connection terminal block - RT 8 BU - 3049148

### Accessories

---

#### Mounting rail

DIN rail perforated - NS 35/ 7,5 PERF 2000MM - 0801733



DIN rail, material: steel galvanized and passivated with a thick layer, perforated, height 7.5 mm, width 35 mm, length: 2000 mm

---

DIN rail - NS 35/ 7,5 UNPERF 2000MM - 0801681



DIN rail, material: Steel, unperforated, height 7.5 mm, width 35 mm, length: 2 m

---

DIN rail - NS 35/ 7,5 WH PERF 2000MM - 1204119



DIN rail 35 mm (NS 35)

---

DIN rail - NS 35/ 7,5 WH UNPERF 2000MM - 1204122



DIN rail 35 mm (NS 35)

---

DIN rail, unperforated - NS 35/ 7,5 AL UNPERF 2000MM - 0801704



DIN rail, unperforated, Width: 35 mm, Height: 7.5 mm, Length: 2000 mm, Color: silver

---

## Bolt connection terminal block - RT 8 BU - 3049148

### Accessories

DIN rail - NS 35/ 7,5 ZN PERF 2000MM - 1206421



DIN rail, material: Galvanized, perforated, height 7.5 mm, width 35 mm, length: 2 m

---

DIN rail - NS 35/ 7,5 ZN UNPERF 2000MM - 1206434



DIN rail, material: Galvanized, unperforated, height 7.5 mm, width 35 mm, length: 2 m

---

DIN rail - NS 35/ 7,5 CU UNPERF 2000MM - 0801762



DIN rail, material: Copper, unperforated, height 7.5 mm, width 35 mm, length: 2 m

---

End cap - NS 35/ 7,5 CAP - 1206560



DIN rail end piece, for DIN rail NS 35/7.5

---

DIN rail perforated - NS 35/15 PERF 2000MM - 1201730



DIN rail, material: steel galvanized and passivated with a thick layer, perforated, height 15 mm, width 35 mm, length: 2000 mm

---



## Bolt connection terminal block - RT 8 BU - 3049148

### Accessories

DIN rail - NS 35/15 UNPERF 2000MM - 1201714



DIN rail, material: Steel, unperforated, height 15 mm, width 35 mm, length: 2 m

---

DIN rail - NS 35/15 WH PERF 2000MM - 0806602



DIN rail 35 mm (NS 35)

---

DIN rail - NS 35/15 WH UNPERF 2000MM - 1204135



DIN rail 35 mm (NS 35)

---

DIN rail, unperforated - NS 35/15 AL UNPERF 2000MM - 1201756



DIN rail, deep drawn, high profile, unperforated, 1.5 mm thick, material: aluminum, height 15 mm, width 35 mm, length 2000 mm

---

DIN rail - NS 35/15 ZN PERF 2000MM - 1206599



DIN rail, material: Galvanized, perforated, height 15 mm, width 35 mm, length: 2 m

---

## Bolt connection terminal block - RT 8 BU - 3049148

### Accessories

DIN rail - NS 35/15 ZN UNPERF 2000MM - 1206586



DIN rail, material: Galvanized, unperforated, height 15 mm, width 35 mm, length: 2 m

---

DIN rail - NS 35/15 CU UNPERF 2000MM - 1201895



DIN rail, material: Copper, unperforated, 1.5 mm thick, height 15 mm, width 35 mm, length: 2 m

---

End cap - NS 35/15 CAP - 1206573



DIN rail end piece, for DIN rail NS 35/15

---

DIN rail - NS 35/15-2,3 UNPERF 2000MM - 1201798



DIN rail, material: Steel, unperforated, 2.3 mm thick, height 15 mm, width 35 mm, length: 2 m

---

### Partition plate

Separating plate - TPN-UK - 3003062



Separating plate, Length: 110 mm, Width: 2 mm, Height: 69 mm, Color: gray

---

## Bolt connection terminal block - RT 8 BU - 3049148

### Accessories

#### Screwdriver tools

Screwdriver - SZS 1,0X4,0 VDE - 1205066



Screwdriver, slot-headed, VDE insulated, size: 1.0 x 4.0 x 100 mm, 2-component grip, with non-slip grip

---

#### Terminal marking

Zack marker strip - ZB 16,3:UNPRINTED - 0820222



Zack marker strip, Strip, white, Unlabeled, Can be labeled with: Plotter, Mounting type: Snap into tall marker groove, For terminal block width: 16.3 mm, Lettering field: 10.5 x 16.25 mm

---

Zack marker strip - ZB 20,3:UNPRINTED - 0820248



Zack marker strip, Strip, white, Unlabeled, Can be labeled with: Plotter, Mounting type: Snap into tall marker groove, For terminal block width: 20.3 mm, Lettering field: 10.5 x 20.25 mm

---

### Drawings

Circuit diagram

