



Main

Range of Product	Harmony Control Relays
Product or Component Type	Level control relay
Relay Type	Level control relay
Relay name	RM22L
Relay monitored parameters	Detection by resistive probes
Time delay	Without
Switching capacity in VA	2000 VA
Minimum switching current	10 mA 5 V DC
Maximum switching current	8 A AC
Utilisation category	AC-15 IEC 60947-5-1 DC-13 IEC 60947-5-1 AC-1 IEC 60947-4-1 DC-1 IEC 60947-4-1
Contacts type and composition	1 C/O

Complementary

Maximum switching voltage	250 V AC
[Un] rated nominal voltage	380...415 V AC 50/60 Hz
Supply voltage limits	323...456.5 V AC
Output contacts	2 C/O
Nominal output current	8 A
Delay at power up	0.6 s
Maximum electrode voltage	12 V AC
Maximum electrode current	1 mA
Repeat accuracy	+/- 2 % time delay
Measurement error	< 1 % over the whole range with voltage variation 0.05 %/°C with temperature variation
Maximum cable distance between devices	3280.84 ft (1000 m) probe and delay
Sensitivity scale	5...100 kOhm St (Standard Sensitivity)
Sensitivity adjustment	5...100 %
Maximum supply current for sensors	1 mA
Cable capacitance	1 nF HS (High Sensitivity) probe cable 2.2 nF St (Standard Sensitivity) probe cable 4.7 nF LS (Low Sensitivity) probe cable
Overvoltage category	III IEC 60664-1
Insulation	Between supply and measurement
Connections - terminals	Screw terminals, 2 x 0.5...2 x 2.5 mm ² AWG 20...AWG 14) solid without cable end Screw terminals, 2 x 0.2...2 x 1.5 mm ² AWG 24...AWG 16) flexible with cable end Screw terminals, 1 x 0.5...1 x 3.3 mm ² AWG 20...AWG 12) solid without cable end Screw terminals, 1 x 0.2...1 x 2.5 mm ² AWG 24...AWG 14) flexible with cable end
Tightening torque	5.31...8.85 lbf.in (0.6...1 N.m) IEC 60947-1
Housing material	Self-extinguishing plastic
Mounting support	35 mm DIN rail conforming to EN/IEC 60715

Mounting position	Any position
Electrical durability	100000 cycles
Mechanical durability	10000000 cycles
Contacts material	Cadmium free
Safety reliability data	MTTFd = 125.5 years B10d = 120000
Width	0.89 in (22.5 mm)
Net Weight	0.22 lb(US) (0.1 kg)

Environment

Immunity to microbreaks	100 Ms DC 90 ms AC
Electromagnetic compatibility	Immunity for residential, commercial and light-industrial environments EN/IEC 61000-6-1 Immunity for industrial environments EN/IEC 61000-6-2 Emission standard for residential, commercial and light-industrial environments EN/IEC 61000-6-3 Emission standard for industrial environments EN/IEC 61000-6-4 Electrostatic discharge 6 kV contact discharge)level 3 IEC 61000-4-2 Electrostatic discharge 8 kV air discharge)level 3 IEC 61000-4-2 Radiated radio-frequency electromagnetic field immunity test 10 V/mlevel 3 IEC 61000-4-3 Electrical fast transient/burst immunity test 4 kV direct)level 4 IEC 61000-4-4 Electrical fast transient/burst immunity test 2 kV capacitive coupling)level 4 IEC 61000-4-4 Surge immunity test 4 kV common mode)level 4 IEC 61000-4-5 Surge immunity test 2 kV differential mode)level 4 IEC 61000-4-5 Conducted and radiated emissionsclass B group 1 CISPR 11 Conducted and radiated emissionsclass B CISPR 22
Standards	EN/IEC 60255-1
Product Certifications	CSA GL RCM UL EAC CE CCC
Ambient Air Temperature for Storage	-40...158 °F (-40...70 °C)
Relative humidity	93...97 % 77...131 °F (25...55 °C) IEC 60068-2-30
Vibration resistance	0.075 mm 10...58.1 Hz) not in operation IEC 60068-2-6 1 gn 10...58.1 Hz) not in operation IEC 60068-2-6 0.035 mm 58.1...150 Hz) in operation IEC 60068-2-6 0.5 gn 58.1...150 Hz) in operation IEC 60068-2-6
Shock resistance	15 gn 11 ms) not in operation IEC 60068-2-27 5 gn 11 ms) in operation IEC 60068-2-27
IP degree of protection	IP20 IEC 60529 terminals) IP40 IEC 60529 housing) IP50 IEC 60529 front panel)
Pollution degree	3 IEC 60664-1
Dielectric test voltage	2.5 kV AC 50 Hz, 1 min IEC 60255-27

Ordering and shipping details

Category	22380-RELAYS-MEASUREMENT (RM17-RM35)
Discount Schedule	CP2
GTIN	3606480792335
Nbr. of units in pkg.	1
Package weight(Lbs)	3.77 oz (107.0 g)
Returnability	No
Country of origin	ID

Packing Units

Unit Type of Package 1	PCE
Package 1 Height	1.02 in (2.6 cm)
Package 1 width	3.23 in (8.2 cm)
Package 1 Length	3.74 in (9.5 cm)
Unit Type of Package 2	S02
Number of Units in Package 2	40
Package 2 Weight	10.39 lb(US) (4.711 kg)
Package 2 Height	5.91 in (15 cm)
Package 2 width	11.81 in (30 cm)
Package 2 Length	15.75 in (40 cm)
Unit Type of Package 3	P06
Number of Units in Package 3	640
Package 3 Weight	185.76 lb(US) (84.26 kg)
Package 3 Height	31.50 in (80 cm)
Package 3 width	31.50 in (80 cm)
Package 3 Length	23.62 in (60 cm)

Offer Sustainability

Sustainable offer status	Green Premium product
California proposition 65	WARNING: This product can expose you to chemicals including: Lead and lead compounds, which is known to the State of California to cause cancer and birth defects or other reproductive harm. For more information go to www.P65Warnings.ca.gov
REACH Regulation	REACH Declaration
EU RoHS Directive	Pro-active compliance (Product out of EU RoHS legal scope) EU RoHS Declaration
Mercury free	Yes
RoHS exemption information	Yes
China RoHS Regulation	China RoHS Declaration
Environmental Disclosure	Product Environmental Profile
Circularity Profile	End Of Life Information
WEEE	The product must be disposed on European Union markets following specific waste collection and never end up in rubbish bins.

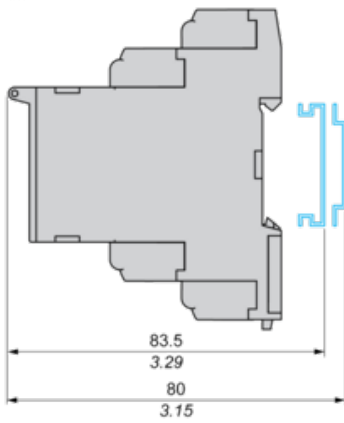
Dimensions



Mounting and Clearance

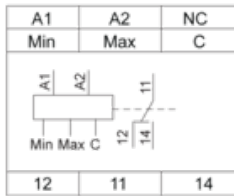
Rail Mounting

mm
in.



Level Control Relay

Wiring Diagram



A1,A2 : Supply voltage

Max : High level

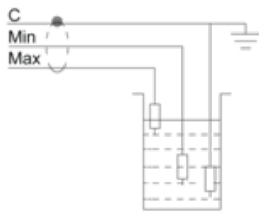
Min : Low level

C : References or Tank earth electrode

11-14,12 : 1st C/O contact of output relay

Control by Electrodes

Wiring Diagram



A1,A2 : Supply voltage

Max : High level

Min : Low level

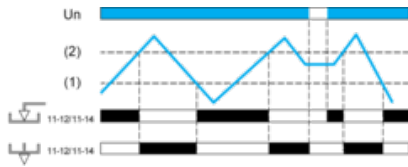
C : References or Tank earth electrode

11-14,12 : 1st C/O contact of output relay

Function Diagrams

Control of Two Levels

Fill/Empty function



Legend

Un Nominal supply voltage

(1) Min. level

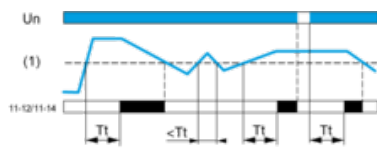
(2) Max. level

11-12/11-14, 21-22/21-24 Output relay connections

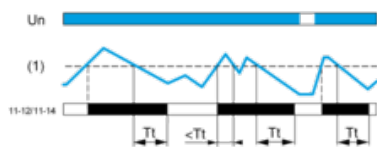
Relay status: black color = energized.

Control of One Level

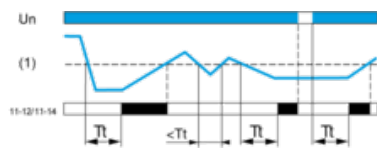
Empty function T on



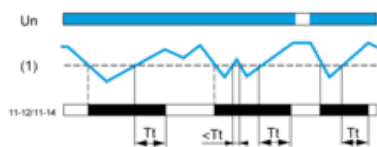
Empty function T off



Fill function T on



Fill function T off



Legend

Tt Time delay after crossing of threshold

Un Supply voltage

(1) Level threshold

11-12/11-14, 21-22/21-24 Output relay connections

Relay status: black color = energized.