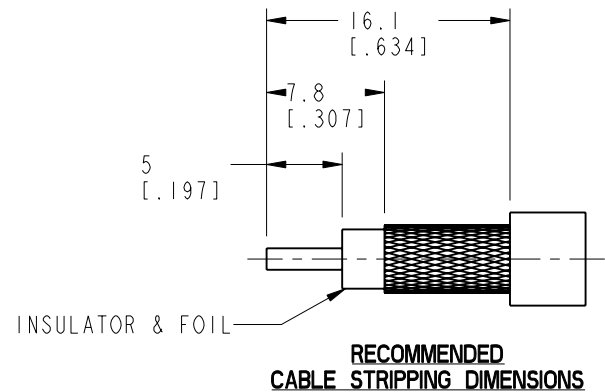
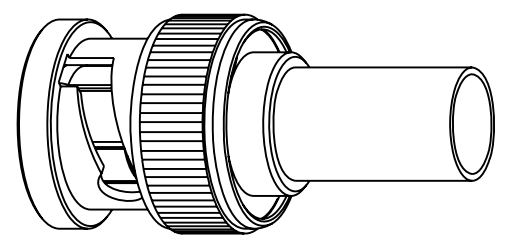


NOTES:

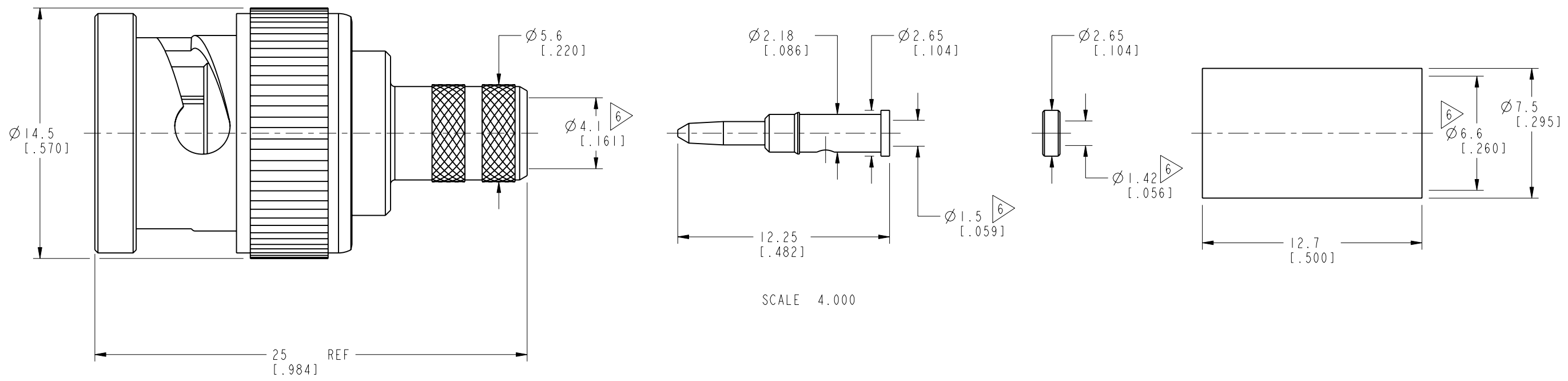
1. MATERIALS AND FINISHES:
 - BODY - PHOSPHOR BRONZE, NICKEL PLATING
 - SHELL, WASHER & FERRULE - BRASS, NICKEL PLATING
 - CONTACT - BRASS, GOLD PLATING
 - INSULATOR - PTFE
 - GASKET - RUBBER, RED
 - RETAINING RING - BRASS, NICKEL PLATING
 - SPRING - BeCu, NICKEL PLATING
2. ELECTRICAL:
 - A. IMPEDANCE: 50 OHM
 - B. FREQUENCY RANGE: DC - 12.4 GHz
 - C. RETURN LOSS (VSWR): 1.20 MAX. @ DC - 4 GHz
1.30 MAX. @ 4 - 12.4 GHz
 - D. DIELECTRIC WITHSTANDING VOLTAGE: 1500 VRMS, MIN.
3. MECHANICAL:
 - A. DURABILITY: 500 CYCLES MIN.
 - B. TEMPERATURE RANGE: -65° C TO 165° C
4. PACKAGING:
 - A. QUANTITY: SINGLE PACK
 - B. MARKING: BAG TO BE MARKED
"AMPHENOL, 31-6861, AND DATE CODE"
5. CABLE ASSEMBLY INSTRUCTIONS:
 - A. TRIM CABLE AS SHOWN.
 - B. SLIDE FERRULE AND INSULATOR DISC ONTO CABLE.
 - C. SOLDER CABLE CENTER CONDUCTOR TO CONTACT.
 - D. INSERT CABLE WITH FOIL ENTERING CONNECTOR AND BRAID OVER KNURL.
 - E. CRIMP FERRULE OVER BRAID WITH .255" HEX DIE.

THIRD ANGLE PROJ.

REVISIONS				
REV	DESCRIPTION	DATE	ECN	APPR
A	PRELIMINARY RELEASE	29-May-19	11722	SV



6



CUSTOMER OUTLINE DRAWING
ALL OTHER SHEETS ARE FOR INTERNAL USE ONLY

UNLESS OTHERWISE SPECIFIED, DIMENSIONS ARE IN METRIC AND TOLERANCES ARE: <0.5mm ±0.05mm 0.5 - 6mm ±0.1mm 6 - 30mm ±0.2mm 30 - 120mm ±0.3mm ANGLES ±1°	MATERIAL SEE NOTES	DRAWN W. ZENG	DATE 10-Jun-19	TITLE BNC CRIMP PLUG FOR LMR-240 CABLE		Amphenol RF www.amphenolrf.com	
	REFERENCE EAR# 8558 REF: 112533	ENGINEER S. DUAN	DATE 13-Jun-19				
NOTICE - These drawings, specifications, or other data (1) are, and remain the property of Amphenol corp. (2) must be returned upon request; and (3) are confidential and not to be disclosed to any person other than those to whom they are given by Amphenol Corp. the furnishing of these drawings, specifications, or other data by Amphenol Corp., or to any other person to anyone for any purpose is not to be regarded by implication or otherwise in any manner licensing, granting rights to permitting such holder or any other person to manufacture, use or sell any product, process or design, patented or otherwise, that may in any way be related to or disclosed by said drawings, specifications, or other data.	CONFIGURATION LEVEL: In Work	CAD FILE	SCALE: 2.0:1.0 SHEET 2 OF 2		DWG SIZE B	REV A	DRAWING NO. 31-6861
	FINISH						ITEM NO. 31-6861