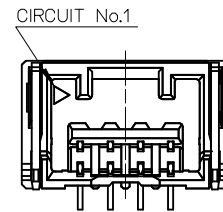
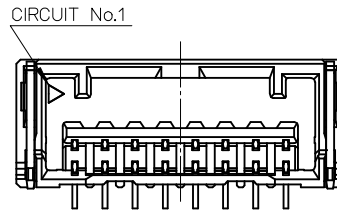


SECTION Z-Z



2~5 極の場合  
CASE OF 2-5 CIRCUIT

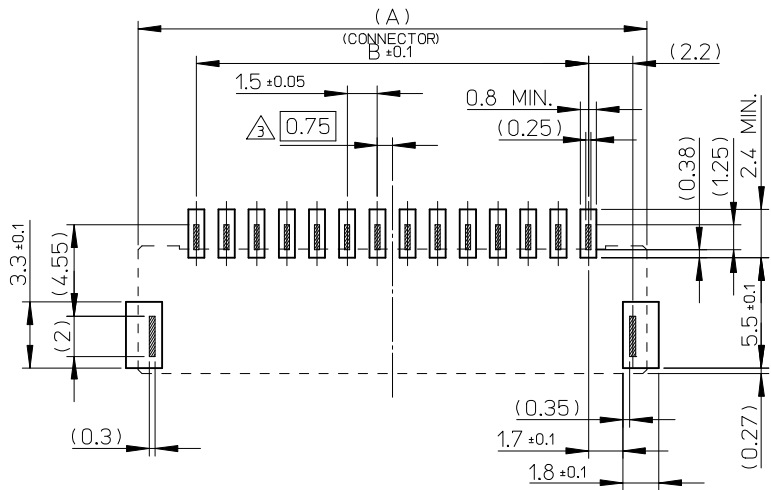


6~11 極の場合  
CASE OF 6-11 CIRCUIT

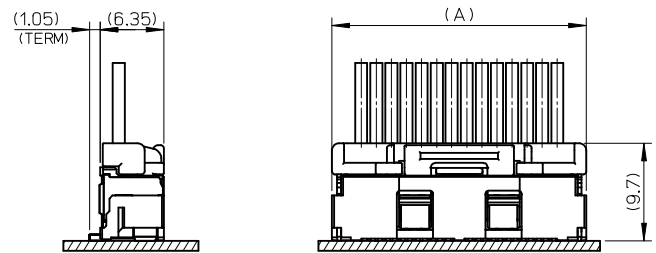
12.1	25	21	26.8	505405157*	15
12.1	23.5	19.5	25.3	147*	14
12.1	22	18	23.8	137*	13
12.1	20.5	16.5	22.3	127*	12
12.1	19	15	20.8	117*	11
10.1	17.5	13.5	19.3	107*	10
10.1	16	12	17.8	097*	9
8.6	14.5	10.5	16.3	087*	8
7.1	13	9	14.8	077*	7
6.2	11.5	7.5	13.3	067*	6
3.2	10	6	11.8	057*	5
2.9	8.5	4.5	10.3	047*	4
2.15	7	3	8.8	037*	3
2	5.5	1.5	7.3	505405027*	2
D	C	B	A	EMBOSSED TAPE PACKAGE ORDER No.	CIRCUIT No.

No.	部品 PART	材料 MATERIAL
①	ハウジング HOUSING	耐熱性樹脂 UL94V-0 HEATPROOF RESIN UL94V-0
②	ターミナル TERMINAL	銅合金 COPPER ALLOY
		コンタクト部 CONTACT AREA
		テール部 TAIL AREA
③	ネイル NAIL	銅合金 COPPER ALLOY
		ニッケルめっき(下地): 1.0 micro-meter MIN. NICKEL (UNDER PLATING)
		ニッケルめっき(下地): 1.0 micro-meter MIN. NICKEL (UNDER PLATING)

REVISED		GENERAL TOLERANCES (UNLESS SPECIFIED)		DIMENSION STYLE		SCALE	DESIGN UNITS	THIRD ANGLE PROJECTION	
EC NO.	DATE	DESCRIPTION	MIN	MAX	MM ONLY	4:1	METRIC	TITLE	
J2017-0292	2016/11/29	DRWN:MI SOGAYA	0.25 UNDER	±0.03	DRAWN BY			CLIK-MATE1.5MM PITCH W/BCONN ST TYPE REC ASSY	
	2016/11/29	CHK:DAIDA	0.25 OVER	0.5 UNDER	DATE	TAKAIKE	2014/10/17		
	2016/12/02	APPR:TKANEKO	0.5 OVER	1.0 UNDER	CHECKED BY	KASAKAWA	2015/02/16		
			1.0 OVER	10 UNDER	APPROVED BY	NUKITA	2015/02/16		
			10 OVER	30 UNDER	MATERIAL NO.				
			30 OVER	±0.3	SEE SHEET 3				
			ANGULAR	±3 °	THIS DRAWING CONTAINS INFORMATION THAT IS PROPRIETARY TO MOLEX ELECTRONIC TECHNOLOGIES, LLC AND SHOULD NOT BE USED WITHOUT WRITTEN PERMISSION				
			DRAFT WHERE APPLICABLE MUST REMAIN WITHIN DIMENSIONS		SIZE	DOCUMENT NO.		SHEET NO.	
					A3	SD-505405-001		1 OF 3	



基板パターンレイアウト (参考)  
RECOMMENDED P.C.B PATTERN LAYOUT (REF.)



嵌合図  
MATED CONNECTORES

NOTES

1. 嵌合相手: 502578 シリーズ  
MATE WITH: 502578 SERIES.
2. 端子テール部及びネイルの平坦度: 0.1 MAX.  
TAIL AND NAIL COPLANARITY TO BE 0.1 MAX.
- △ 3. 極数/2=偶数に適用  
APPLY FOR CIRCUIT SIZE / 2 = EVEN
4. 端子テール部及びネイルに錫めっきを使用している為、  
外観に摺動痕が付く場合があります。  
THE WOUND OF FRICTION MIGHT ADHERE TO EXTERNALS  
BECAUSE THE TIN PLATING IS USED FOR THE TAIL AND NAIL.
5. 製品番号

MATERIAL No.  
505405\*\*7\*

No.	COLOR	CIRCUIT
70	ベージュ BEIGE	2~15

極数      色  
CIRCUIT SIZE      COLOR

※本製品はカプトンテープなし品です。カプトンテープ有り品はSD-505405-003を参照ください。  
\*THIS PRODUCT DOESN'T HAVE THE KAPTON TAPE.  
PLEASE REFER TO SD-505405-003 FOR THE PRODUCT WITH THE KAPTON TAPE.

6. 本製品のプラスチック部に黒点・白点等が確認される場合や  
色合いが異なる場合がありますが、製品性能に影響はありません。  
THERE IS NO INFLUENCE IN THE PRODUCT  
PERFORMANCE THOUGH THE BLACK AND WHITE SPOT ETC.  
MIGHT BE CONFIRMED TO THE PLASTIC PART OF  
THIS PRODUCT AND THE SHADE MIGHT BE DIFFERENT.

7. ELV 及び RoHS 適合品  
ELV AND RoHS COMPLIANT

△ ORDER No. AND CONNECTOR SERIES No.


9. 適合プラグターミナル: 5025791\*00, 5034291\*00  
APPLICABLE PLUG TERMINAL: 5025791\*00, 5034291\*00

REVISED EC NO: J2017-0292 DRWN: MISOGAYA 2016/11/29 CHKD: AIDA 2016/11/29 APPR: TKANEKO 2016/12/02	GENERAL TOLERANCES (UNLESS SPECIFIED)		DIMENSION STYLE MM ONLY		SCALE 4:1	DESIGN UNITS METRIC	THIRD ANGLE PROJECTION
	0.25 UNDER	±0.03	DRAWN BY TAKAIKE	DATE 2014/10/17	TITLE CLIK-MATE15MM PITCH W/BCONN ST TYPE REC ASSY		
	0.25 OVER 0.5 UNDER	±0.05	CHECKED BY KASAKAWA	DATE 2015/02/16			
	0.5 OVER 1.0 UNDER	±0.1	APPROVED BY NUKITA	DATE 2015/02/16	MATERIAL NO. SEE SHEET 3		
1.0 OVER 10 UNDER	±0.2	DOCUMENT NO. SD-505405-001		SHEET NO. 2 OF 3			
10 OVER 30 UNDER	±0.25	DRAFT WHERE APPLICABLE MUST REMAIN WITHIN DIMENSIONS		THIS DRAWING CONTAINS INFORMATION THAT IS PROPRIETARY TO MOLEX ELECTRONIC TECHNOLOGIES, LLC AND SHOULD NOT BE USED WITHOUT WRITTEN PERMISSION			
30 OVER	±0.3	SIZE A3					
ANGULAR	±3 °						

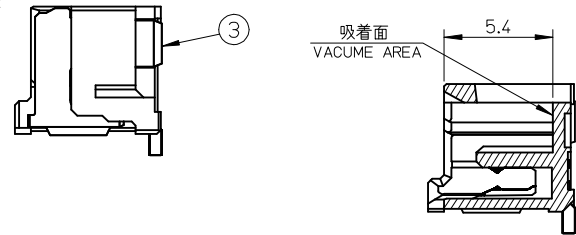
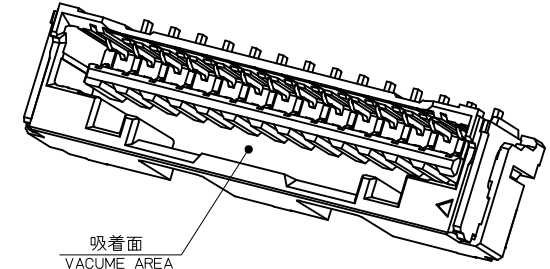
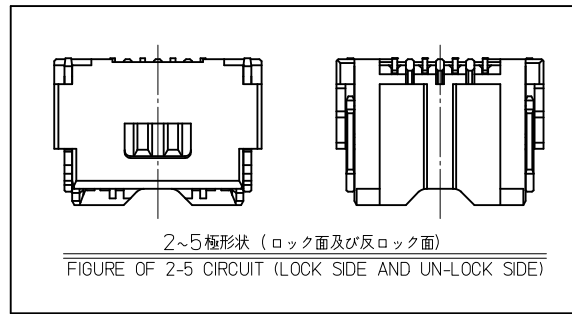
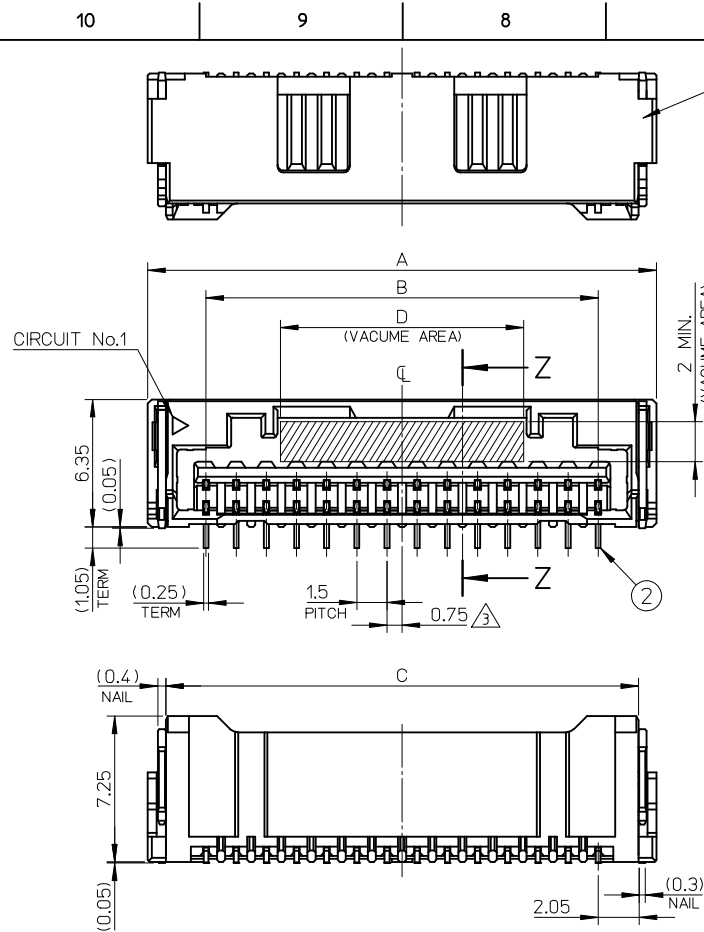
10 9 8 7 6 5 4 3 2 1

△ ORDER No. AND CONNECTOR SERIES No.

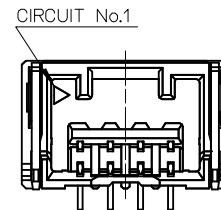
HSG COLOR : BEIGE		
5054051570		15
↑ 1470	505405**70	14
1370		13
1270		12
1170		11
1070		10
0970		9
0870		8
0770		7
0670		6
0570		5
0470		4
↓ 0370		3
5054050270		2
EMBOSSSED TAPE PACKAGE		コネクタシリーズ
オーダー番号 ORDER No.	CONNECTOR SERIES	CKT. NO.

<b>REVISED</b> EC NO: J2017-0292 DRWNG: SOGAYA 2016/11/29 CHKD: AIDA 2016/11/29 APPR: TANEKO 2016/12/02	GENERAL TOLERANCES (UNLESS SPECIFIED)		DIMENSION STYLE <b>MM ONLY</b>		SCALE <b>4:1</b>	DESIGN UNITS <b>METRIC</b>	THIRD ANGLE PROJECTION
	0.25 UNDER	± 0.03	DRAWN BY	DATE	TITLE		
	0.25 OVER 0.5 UNDER	± 0.05	TAKAIKE	2014/10/17	CLIK-MATE1.5MM PITCH W/BCONN ST TYPE REC ASSY		
	0.5 OVER 1.0 UNDER	± 0.1	CHECKED BY	DATE			
	1.0 OVER 10 UNDER	± 0.2	KASAKAWA	2015/02/16			
10 OVER 30 UNDER	± 0.25	APPROVED BY	DATE	DOCUMENT NO.		SHEET NO.	
30 OVER	± 0.3	NUKITA	2015/02/16	SD-505405-001		3 OF 3	
ANGULAR ±3 °		MATERIAL NO.		SEE CHART			
DRAFT WHERE APPLICABLE MUST REMAIN WITHIN DIMENSIONS		SIZE <b>A3</b>	THIS DRAWING CONTAINS INFORMATION THAT IS PROPRIETARY TO MOLEX ELECTRONIC TECHNOLOGIES, LLC AND SHOULD NOT BE USED WITHOUT WRITTEN PERMISSION				

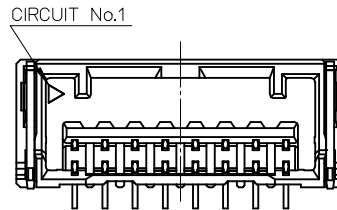
9 8 7 6 5 4 3 2 1



SECTION Z-Z



2~5 極の場合  
CASE OF 2-5 CIRCUIT

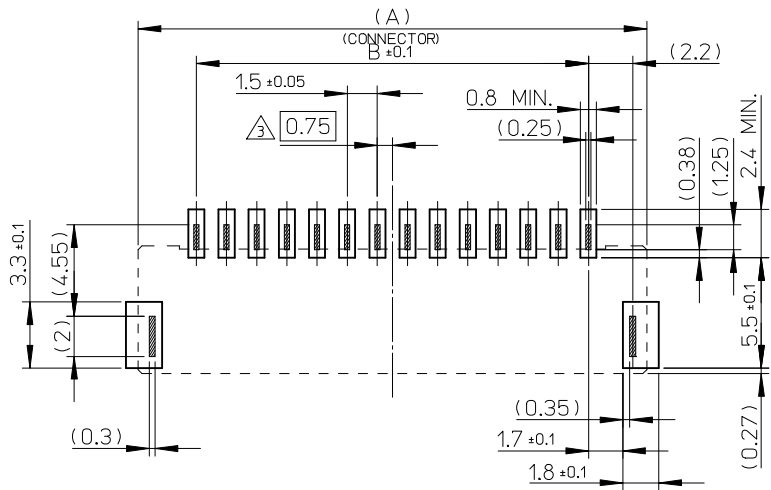


6~11 極の場合  
CASE OF 6-11 CIRCUIT

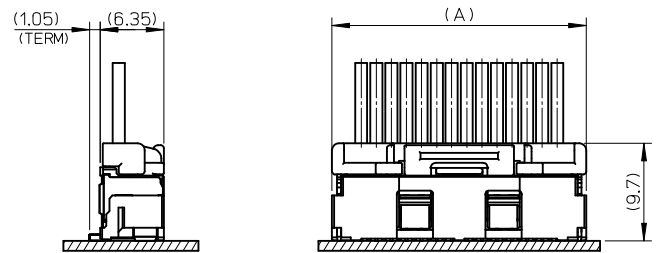
12.1	25	21	26.8	505405157*	15
12.1	23.5	19.5	25.3	147*	14
12.1	22	18	23.8	137*	13
12.1	20.5	16.5	22.3	127*	12
12.1	19	15	20.8	117*	11
10.1	17.5	13.5	19.3	107*	10
10.1	16	12	17.8	097*	9
8.6	14.5	10.5	16.3	087*	8
7.1	13	9	14.8	077*	7
6.2	11.5	7.5	13.3	067*	6
3.2	10	6	11.8	057*	5
2.9	8.5	4.5	10.3	047*	4
2.15	7	3	8.8	037*	3
2	5.5	1.5	7.3	505405027*	2
D	C	B	A	EMBOSSED TAPE PACKAGE ORDER No.	CIRCUIT No.

No.	部品 PART	材料 MATERIAL
①	ハウジング HOUSING	耐熱性樹脂 UL94V-0 HEATPROOF RESIN UL94V-0
②	ターミナル TERMINAL	銅合金 COPPER ALLOY
		コンタクト部 CONTACT AREA
		テール部 TAIL AREA
③	ネイル NAIL	銅合金 COPPER ALLOY
		ニッケルめっき(下地): 1.0 micro-meter MIN. NICKEL (UNDER PLATING)
		ニッケルめっき(下地): 1.0 micro-meter MIN. NICKEL (UNDER PLATING)

REVISED		GENERAL TOLERANCES (UNLESS SPECIFIED)		DIMENSION STYLE		SCALE	DESIGN UNITS	THIRD ANGLE PROJECTION	
EC NO.	DATE	DESCRIPTION	MIN	MAX	MM ONLY	4:1	METRIC	TITLE	
J2017-0292	2016/11/29	DRWN:MI SOGAYA	0.25 UNDER	±0.03	DRAWN BY			CLIK-MATE1.5MM PITCH W/BCONN ST TYPE REC ASSY	
	2016/11/29	CHK:DAIDA	0.25 OVER	0.5 UNDER	DATE	TAKAIKE		2014/10/17	
	2016/12/02	APPR:TKANEKO	0.5 OVER	1.0 UNDER	CHECKED BY	KASAKAWA		2015/02/16	
			1.0 OVER	10 UNDER	APPROVED BY	NUKITA		2015/02/16	
			10 OVER	30 UNDER	MATERIAL NO.			DOCUMENT NO.	
			30 OVER	±0.3	SEE SHEET 3			SD-505405-001	
			ANGULAR	±3 °	THIS DRAWING CONTAINS INFORMATION THAT IS PROPRIETARY TO MOLEX ELECTRONIC TECHNOLOGIES, LLC AND SHOULD NOT BE USED WITHOUT WRITTEN PERMISSION			SHEET NO. 1 OF 3	
			DRAFT WHERE APPLICABLE MUST REMAIN WITHIN DIMENSIONS		SIZE				
					A3				



基板パターンレイアウト (参考)  
RECOMMENDED P.C.B PATTERN LAYOUT (REF.)



嵌合図  
MATED CONNECTORES

NOTES

1. 嵌合相手: 502578 シリーズ  
MATE WITH: 502578 SERIES.
2. 端子テール部及びネイルの平坦度: 0.1 MAX.  
TAIL AND NAIL COPLANARITY TO BE 0.1 MAX.
- △ 3. 極数 / 2 = 偶数に適用  
APPLY FOR CIRCUIT SIZE / 2 = EVEN
4. 端子テール部及びネイルに錫めっきを使用している為、  
外観に摺動痕が付く場合があります。  
THE WOUND OF FRICTION MIGHT ADHERE TO EXTERNALS  
BECAUSE THE TIN PLATING IS USED FOR THE TAIL AND NAIL.
5. 製品番号

MATERIAL No.  
505405 \* \* 7 \* \*

No.	COLOR	CIRCUIT
70	ベージュ BEIGE	2~15

極数      色  
CIRCUIT SIZE      COLOR

※本製品はカプトンテープなし品です。カプトンテープ有り品はSD-505405-003を参照ください。  
\*THIS PRODUCT DOESN'T HAVE THE KAPTON TAPE.  
PLEASE REFER TO SD-505405-003 FOR THE PRODUCT WITH THE KAPTON TAPE.

6. 本製品のプラスチック部に黒点・白点等が確認される場合や  
色合いが異なる場合がありますが、製品性能に影響はありません。  
THERE IS NO INFLUENCE IN THE PRODUCT  
PERFORMANCE THOUGH THE BLACK AND WHITE SPOT ETC.  
MIGHT BE CONFIRMED TO THE PLASTIC PART OF  
THIS PRODUCT AND THE SHADE MIGHT BE DIFFERENT.

7. ELV 及び RoHS 適合品  
ELV AND RoHS COMPLIANT

△ ORDER No. AND CONNECTOR SERIES No.


9. 適合プラグターミナル: 5025791\*00, 5034291\*00  
APPLICABLE PLUG TERMINAL: 5025791\*00, 5034291\*00

REVISED EC NO: J2017-0292 DRWN: MISOGAYA 2016/11/29 CHKD: AIDA 2016/11/29 APPR: TKANEKO 2016/12/02	GENERAL TOLERANCES (UNLESS SPECIFIED)		DIMENSION STYLE MM ONLY		SCALE 4:1	DESIGN UNITS METRIC	THIRD ANGLE PROJECTION
	0.25 UNDER	±0.03	DRAWN BY TAKAIKE	DATE 2014/10/17	TITLE CLIK-MATE15MM PITCH W/BCONN ST TYPE REC ASSY		
	0.25 OVER 0.5 UNDER	±0.05	CHECKED BY KASAKAWA	DATE 2015/02/16			
	0.5 OVER 1.0 UNDER	±0.1	APPROVED BY NUKITA	DATE 2015/02/16			
1.0 OVER 10 UNDER	±0.2	MATERIAL NO. SEE SHEET 3		DOCUMENT NO. SD-505405-001	SHEET NO. 2 OF 3		
10 OVER 30 UNDER	±0.25	DRAFT WHERE APPLICABLE MUST REMAIN WITHIN DIMENSIONS					
30 OVER	±0.3	THIS DRAWING CONTAINS INFORMATION THAT IS PROPRIETARY TO MOLEX ELECTRONIC TECHNOLOGIES, LLC AND SHOULD NOT BE USED WITHOUT WRITTEN PERMISSION					
ANGULAR	±3 °	SIZE A3					

10 9 8 7 6 5 4 3 2 1

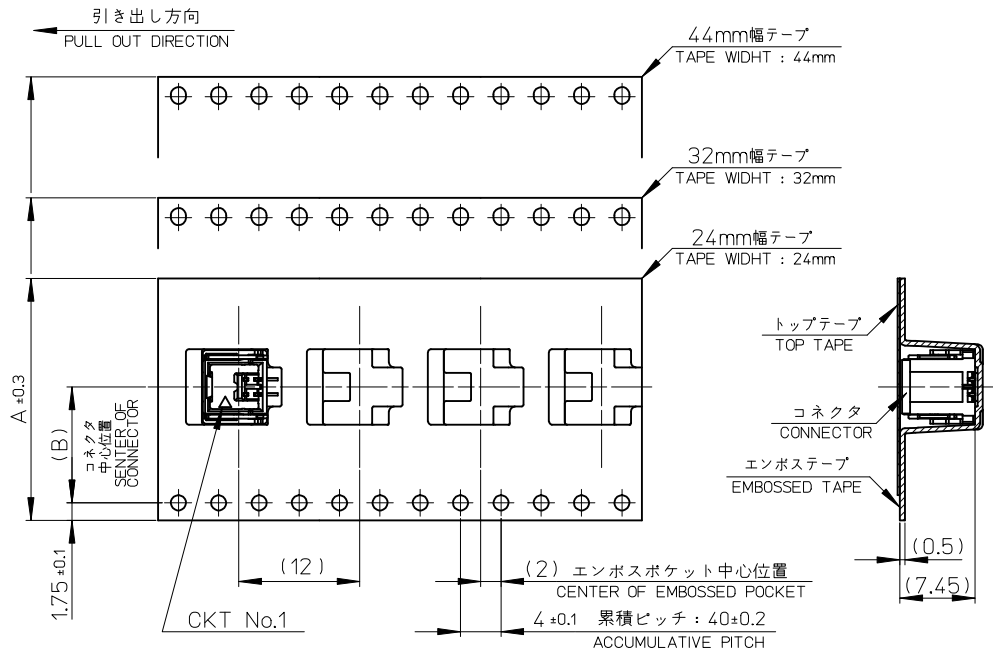
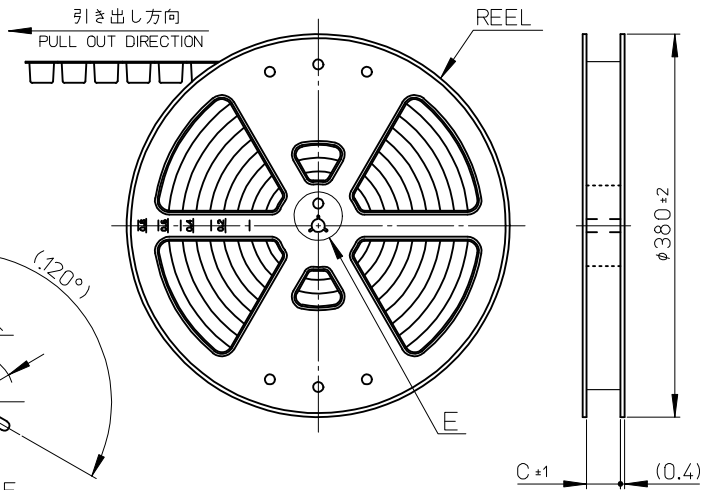
△ ORDER No. AND CONNECTOR SERIES No.

HSG COLOR : BEIGE		
5054051570	505405**70	15
↑ 1470		14
1370		13
1270		12
1170		11
1070		10
0970		9
0870		8
0770		7
0670		6
0570		5
0470		4
0370		3
↓ 5054050270		2
EMBOSSSED TAPE PACKAGE	コネクタシリーズ	極数
オーダー番号 ORDER No.	CONNECTOR SERIES	CKT. NO.

<b>REVISED</b> EC NO: J2017-0292 DRWNG: SOGAYA 2016/11/29 CHKD: AIDA 2016/11/29 APPR: TANEKO 2016/12/02	GENERAL TOLERANCES (UNLESS SPECIFIED)		DIMENSION STYLE <b>MM ONLY</b>		SCALE <b>4:1</b>	DESIGN UNITS <b>METRIC</b>	THIRD ANGLE PROJECTION
	0.25 UNDER	± 0.03	DRAWN BY	DATE	TITLE		
	0.25 OVER 0.5 UNDER	± 0.05	TAKAIKE	2014/10/17	CLIK-MATE1.5MM PITCH W/BCONN ST TYPE REC ASSY		
	0.5 OVER 1.0 UNDER	± 0.1	CHECKED BY	DATE			
	1.0 OVER 10 UNDER	± 0.2	KASAKAWA	2015/02/16			
10 OVER 30 UNDER	± 0.25	APPROVED BY	DATE	DOCUMENT NO.		SHEET NO.	
30 OVER	± 0.3	NUKITA	2015/02/16	SD-505405-001		3 OF 3	
ANGULAR ±3 °		MATERIAL NO.		SEE CHART			
DRAFT WHERE APPLICABLE MUST REMAIN WITHIN DIMENSIONS		SIZE <b>A3</b>	THIS DRAWING CONTAINS INFORMATION THAT IS PROPRIETARY TO MOLEX ELECTRONIC TECHNOLOGIES, LLC AND SHOULD NOT BE USED WITHOUT WRITTEN PERMISSION				

9 8 7 6 5 4 3 2 1

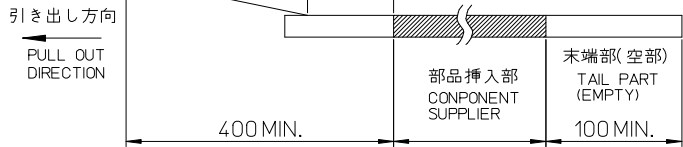
10 9 8 7 6 5 4 3 2 1



NOTES

- 製品詳細寸法については、SD-505405-001を参照下さい。  
PLEASE REFER TO SD-505405-001 FOR THE DETAILED DIMENSION OF THE CONNECTOR.
- 梱包数量：900個  
NUMBER OF CONNECTORS：900 PIECES/REEL.
- リードテープ長さ  
LEAD TAPE LENGTH

トップテープ接着部(空エンボス)  
20 PIECES MIN.  
TOP TAPE BONDED PART(EMPTY)



No.	COLOR	CIRCUIT
70	ベージュ BEIGE	2~15

△ ORDER No. AND CONNECTOR SERIES No.

8. 本製品は乾燥剤入り、ハイバリア梱包仕様である。  
THIS PRODUCT IS HIGH BARRIER PACKAGE WITH DESICCANT.

45.5	20.2	44	505405157*	15
45.5	20.2	44	147*	14
45.5	20.2	44	137*	13
45.5	20.2	44	127*	12
45.5	20.2	44	117*	11
45.5	20.2	44	107*	10
33.5	14.2	32	097*	9
33.5	14.2	32	087*	8
33.5	14.2	32	077*	7
33.5	14.2	32	067*	6
25.5	11.5	24	057*	5
25.5	11.5	24	047*	4
25.5	11.5	24	037*	3
25.5	11.5	24	505405027*	2

C B エンボステープ幅A △ 製品番号 極数  
WIDTH OF TAPE MATERIAL NO. (KT. NO.)

- 材料  
MATERIAL  
キャリアテープ：ポリスチレン  
CARRIER TAPE：POLYSTYRENE  
トップテープ：ポリエステル、ポリエチレン、ポリエチレンテレフタレート  
TOP TAPE：POLYESTER, POLYETHYLENE, POLYETHYLENE TEREPHTHALATE  
リール：ポリスチレン <リサイクル材を含む>  
REEL：POLYSTYRENE <RECYCLE MATERIAL CONTAINED>

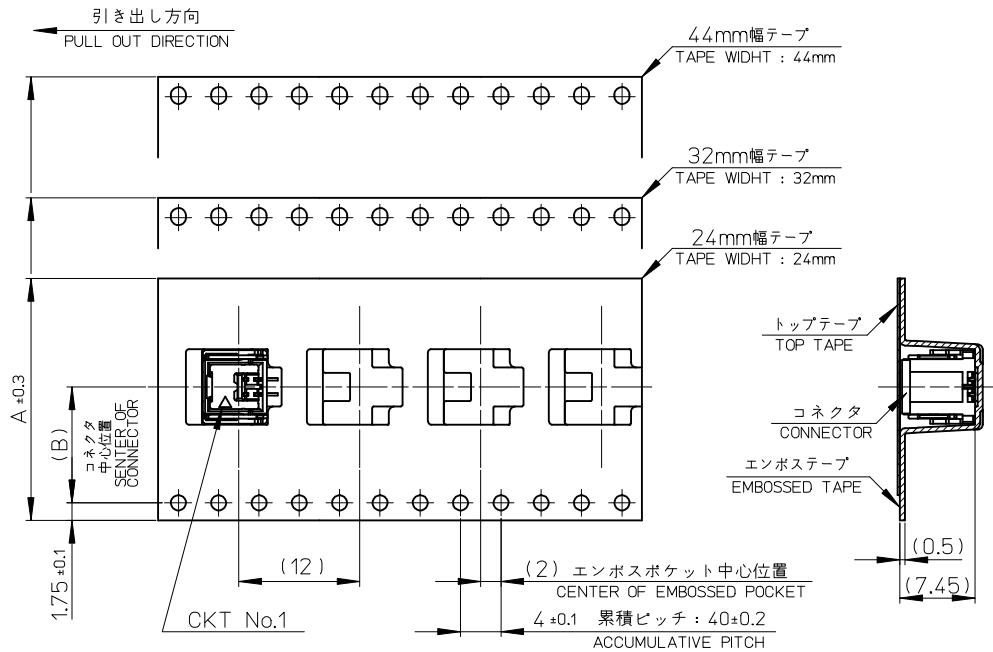
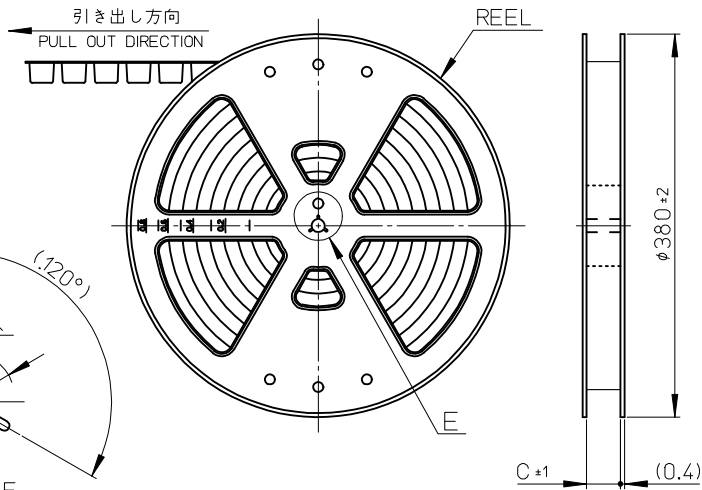
- ELV 及び RoHS 適合品  
ELV AND RoHS COMPLIANT

△ 製品番号  
MATERIAL NO.

505405\*\*\*\*  
↑ 極数    ↑ 色  
CIRCUIT SIZE    COLOR

REV	DESCRIPTION	GENERAL TOLERANCES (UNLESS SPECIFIED)			DIMENSION STYLE		SCALE	DESIGN UNITS						
		0.25 UNDER	0.5 UNDER	±0.03	MM ONLY	---	METRIC	THIRD ANGLE PROJECTION						
A	RELEASED	0.25 OVER	1.0 UNDER	±0.05	DRAWN BY	DATE	TITLE	DOCUMENT NO.	SHEET NO.					
	EC NO: J2015-0528	1.0 OVER	30 UNDER	±0.2	TAKAIKE	2014/10/20				EMBOSSSED TAPE PACKAGE FOR 505405	SD-505405-002	1 OF 2		
	DRWN:TAKAIKE	30 OVER	ANGULAR	±1 °	CHECKED BY	DATE							SEE TABLE	THIS DRAWING CONTAINS INFORMATION THAT IS PROPRIETARY TO MOLEX INCORPORATED AND SHOULD NOT BE USED WITHOUT WRITTEN PERMISSION
	CHKD:KASAKAWA				KASAKAWA	2015/02/16								
	APPR:NUKITA				APPROVED BY	DATE								
				NUKITA	2015/02/16									

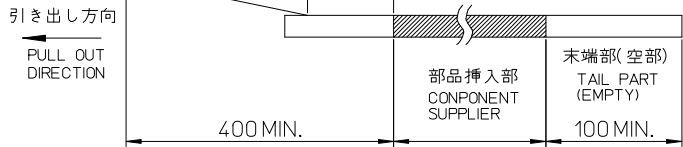
9 8 7 6 5 4 3 2 1



**NOTES**

- 製品詳細寸法については、SD-505405-001を参照下さい。  
PLEASE REFER TO SD-505405-001 FOR THE DETAILED DIMENSION OF THE CONNECTOR.
- 梱包数量：900個  
NUMBER OF CONNECTORS：900 PIECES/REEL.
- リードテープ長さ  
LEAD TAPE LENGTH

トップテープ接着部(空エンボス)  
20 PIECES MIN.  
TOP TAPE BONDED PART(EMPTY)



No.	COLOR	CIRCUIT
70	ベージュ BEIGE	2~15

△ ORDER No. AND CONNECTOR SERIES No.

8. 本製品は乾燥剤入り、ハイバリア梱包仕様である。  
THIS PRODUCT IS HIGH BARRIER PACKAGE WITH DESICCANT.

45.5	20.2	44	505405157*	15
45.5	20.2	44	147*	14
45.5	20.2	44	137*	13
45.5	20.2	44	127*	12
45.5	20.2	44	117*	11
45.5	20.2	44	107*	10
33.5	14.2	32	097*	9
33.5	14.2	32	087*	8
33.5	14.2	32	077*	7
33.5	14.2	32	067*	6
25.5	11.5	24	057*	5
25.5	11.5	24	047*	4
25.5	11.5	24	037*	3
25.5	11.5	24	505405027*	2

C B エンボステープ幅A △ 製品番号 極数  
WIDTH OF TAPE MATERIAL NO. (KT. NO.)

- 材料  
MATERIAL  
キャリアテープ：ポリスチレン  
CARRIER TAPE：POLYSTYRENE  
トップテープ：ポリエステル、ポリエチレン、ポリエチレンテレフタレート  
TOP TAPE：POLYESTER, POLYETHYLENE, POLYETHYLENE TEREPHTHALATE  
リール：ポリスチレン <リサイクル材を含む>  
REEL：POLYSTYRENE <RECYCLE MATERIAL CONTAINED>

- ELV 及び RoHS 適合品  
ELV AND RoHS COMPLIANT

△ 製品番号  
MATERIAL NO.

505405\*\*\*\*  
↑ 極数    ↑ 色  
CIRCUIT SIZE    COLOR

GENERAL TOLERANCES (UNLESS SPECIFIED)			DIMENSION STYLE		SCALE	DESIGN UNITS	
0.25 UNDER	UNDER	±0.03	MM ONLY		---	METRIC	
0.25 OVER	0.5 UNDER	±0.05	DRAWN BY	DATE	TITLE		
0.5 OVER	1.0 UNDER	±0.1	TAKAIKE	2014/10/20	EMBOSSSED TAPE PACKAGE FOR 505405		
1.0 OVER	10 UNDER	±0.2	CHECKED BY	DATE			
10 OVER	30 UNDER	±0.25	KASAKAWA	2015/02/16			
30 OVER		±0.3	APPROVED BY	DATE	DOCUMENT NO.		
ANGULAR	±1 °		NUKITA	2015/02/16	SD-505405-002		
DRAFT WHERE APPLICABLE MUST REMAIN WITHIN DIMENSIONS			MATERIAL NO.		SHEET NO.		
			SIZE		1 OF 2		
			A3		THIS DRAWING CONTAINS INFORMATION THAT IS PROPRIETARY TO MOLEX INCORPORATED AND SHOULD NOT BE USED WITHOUT WRITTEN PERMISSION		



△ ORDER No. AND CONNECTOR SERIES No.

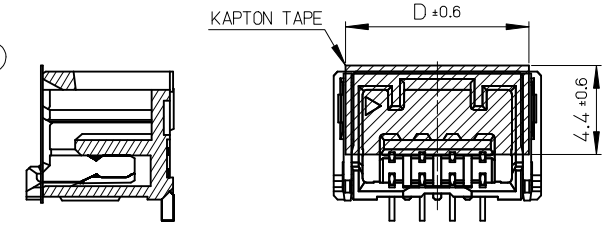
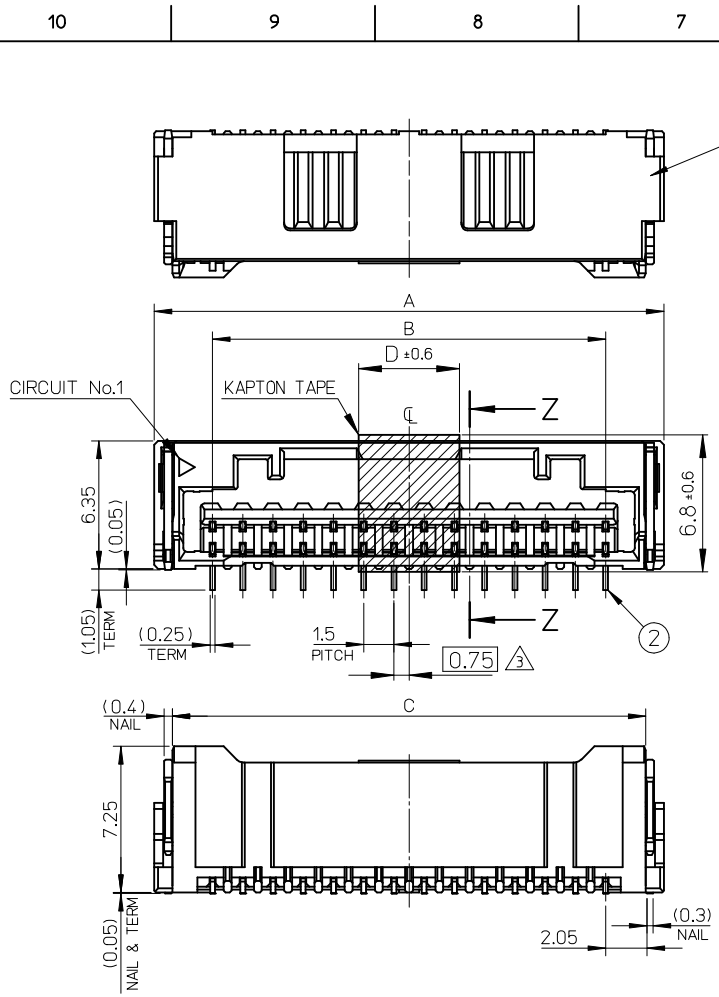
HSG COLOR : BEIGE		
505405**70	5054051570	15
	1470	14
	1370	13
	1270	12
	1170	11
	1070	10
	0970	9
	0870	8
	0770	7
	0670	6
	0570	5
	0470	4
0370	3	
5054050270	2	
コネクタ シリーズ CONNECTOR SERIES	製品番号 MATERIAL NO.	極数 (KT. NO.)

RELEASED EC NO: J2015-0528 DRWN: TAKAIKE 2014/10/20 CHKD: KASAKAWA 2015/02/16 APPR: NUKITA 2015/02/16	GENERAL TOLERANCES (UNLESS SPECIFIED)			DIMENSION STYLE MM ONLY		SCALE ---	DESIGN UNITS METRIC	THIRD ANGLE PROJECTION
	0.25 UNDER	UNDER	± 0.03	DRAWN BY	DATE	TITLE		
	0.25 OVER	0.5 UNDER	± 0.05	TAKAIKE	2014/10/20	EMBOSSSED TAPE PACKAGE FOR 505405		
	0.5 OVER	1.0 UNDER	± 0.1	CHECKED BY	DATE			
	1.0 OVER	10 UNDER	± 0.2	KASAKAWA	2015/02/16			
	10 OVER	30 UNDER	± 0.25	APPROVED BY	DATE			
30 OVER		± 0.3	NUKITA	2015/02/16				
ANGULAR	±1 °		MATERIAL NO.		DOCUMENT NO.		SHEET NO.	
DRAFT WHERE APPLICABLE MUST REMAIN WITHIN DIMENSIONS			SEE TABLE		SD-505405-002		2 OF 2	
			SIZE A3	THIS DRAWING CONTAINS INFORMATION THAT IS PROPRIETARY TO MOLEX INCORPORATED AND SHOULD NOT BE USED WITHOUT WRITTEN PERMISSION				

△ ORDER No. AND CONNECTOR SERIES No.

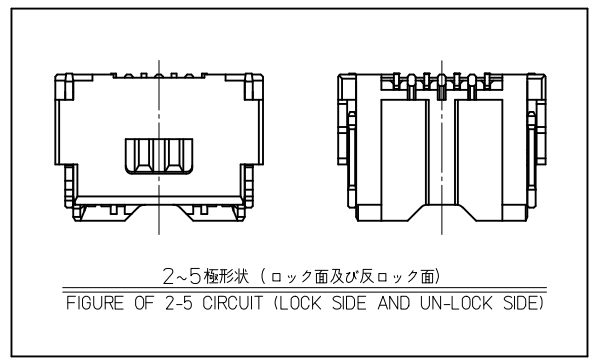
HSG COLOR : BEIGE		
505405**70	5054051570	15
	1470	14
	1370	13
	1270	12
	1170	11
	1070	10
	0970	9
	0870	8
	0770	7
	0670	6
	0570	5
	0470	4
0370	3	
5054050270	2	
コネクタ シリーズ CONNECTOR SERIES	製品番号 MATERIAL NO.	極数 (KT. NO.)

RELEASED EC NO.: J2015-0528 DRWN: TAKAIKE 2014/10/20 CHKD: KASAKAWA 2015/02/16 APPR: NUKITA 2015/02/16	GENERAL TOLERANCES (UNLESS SPECIFIED)			DIMENSION STYLE MM ONLY		SCALE ---	DESIGN UNITS METRIC	THIRD ANGLE PROJECTION	
	0.25 UNDER	UNDER	± 0.03	DRAWN BY	DATE	TITLE EMBOSSSED TAPE PACKAGE FOR 505405			
	0.25 OVER	0.5 UNDER	± 0.05	TAKAIKE	2014/10/20				
	0.5 OVER	1.0 UNDER	± 0.1	CHECKED BY	DATE	molex			
	1.0 OVER	10 UNDER	± 0.2	KASAKAWA	2015/02/16				
	10 OVER	30 UNDER	± 0.25	APPROVED BY	DATE	DOCUMENT NO.		SHEET NO. 2 OF 2	
	30 OVER		± 0.3	NUKITA	2015/02/16	SD-505405-002			
ANGULAR	±1 °		MATERIAL NO.		SEE TABLE				
DRAFT WHERE APPLICABLE MUST REMAIN WITHIN DIMENSIONS			SIZE A3	THIS DRAWING CONTAINS INFORMATION THAT IS PROPRIETARY TO MOLEX INCORPORATED AND SHOULD NOT BE USED WITHOUT WRITTEN PERMISSION					

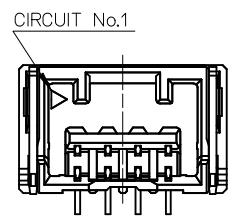
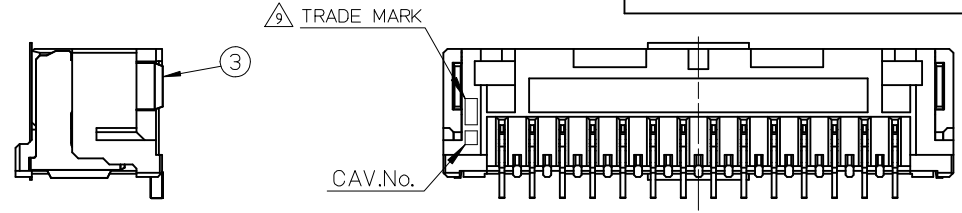


SECTION Z-Z

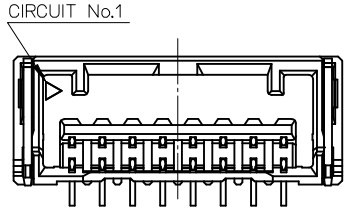
2~7極カプトンテープ形状  
KAPTON TEPE FIGURE OF 2-7 CIRCUIT



2~5極形状 (ロック面及び反ロック面)  
FIGURE OF 2-5 CIRCUIT (LOCK SIDE AND UN-LOCK SIDE)



2~5 極の場合  
CASE OF 2-5 CIRCUIT

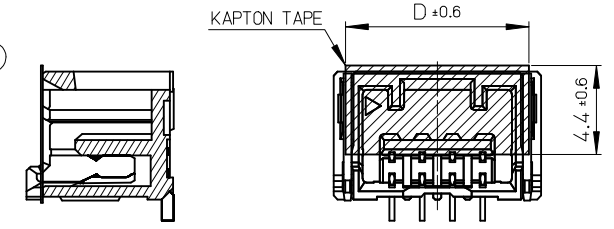
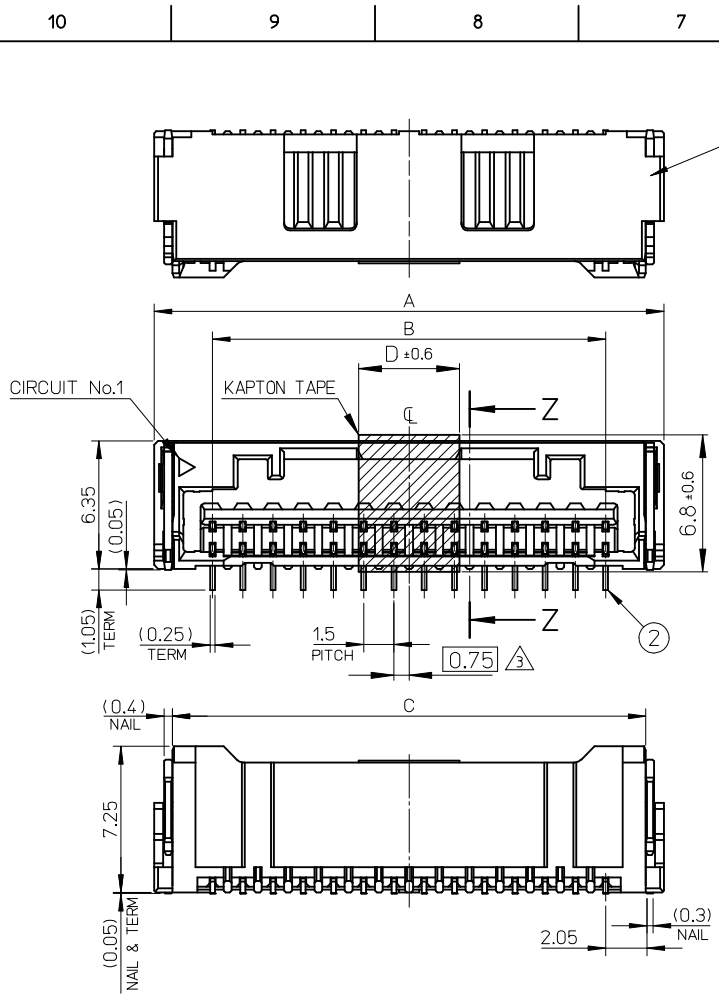


6~11 極の場合  
CASE OF 6-11 CIRCUIT

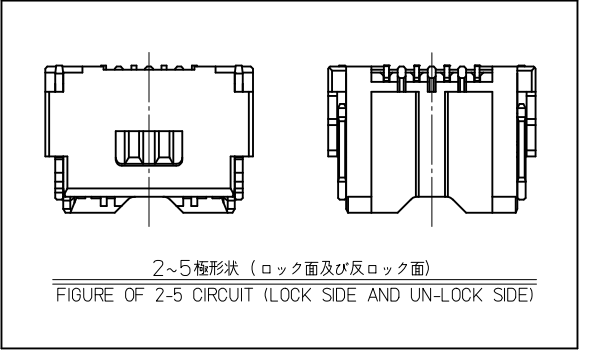
5	25	21	26.8	505405 156*	15
5	23.5	19.5	25.3	146*	14
5	22	18	23.8	136*	13
5	20.5	16.5	22.3	126*	12
5	19	15	20.8	116*	11
5	17.5	13.5	19.3	106*	10
5	16	12	17.8	096*	9
5	14.5	10.5	16.3	086*	8
13.6	13	9	14.8	076*	7
12.1	11.5	7.5	13.3	066*	6
10.6	10	6	11.8	056*	5
9.1	8.5	4.5	10.3	046*	4
7.6	7	3	8.8	036*	3
6.1	5.5	1.5	7.3	505405 026*	2
D	C	B	A	EMBOSSD TAPE PACKAGE 注文番号 ORDER No.	CIRCUIT No.

No.	部品 PART	材料 MATERIAL
①	ハウジング HOUSING	耐熱性樹脂 UL94V-0 HEATPROOF RESIN UL94V-0
②	ターミナル TERMINAL	銅合金 COPPER ALLOY
		CONTACT POS. 金めっき:0.2 micro-meter MIN. GOLD
		TAIL POS. 錫めっき:1.0 micro-meter MIN. TIN
③	ネイル NAIL	銅合金 COPPER ALLOY
		錫めっき:1.0 micro-meter MIN. TIN
		ニッケルめっき(下地):1.0 micro-meter MIN. NICKEL (UNDER PLATING)

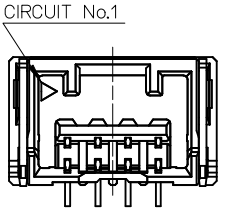
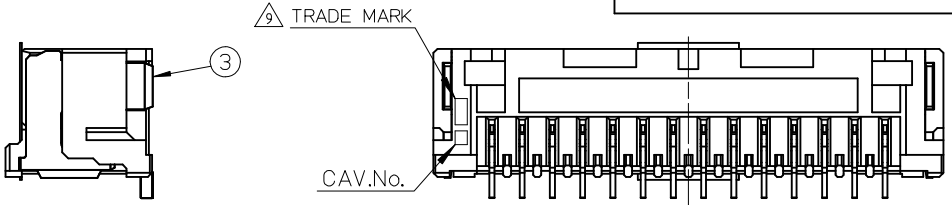
REVISED EC NO: J2017-0292 DRAWN: ISOGAYA CHKD: AIDA APPR: KANEKO	DESCRIPTION 2016/11/29 2016/11/29 2016/12/02	GENERAL TOLERANCES (UNLESS SPECIFIED)		DIMENSION STYLE MM ONLY		SCALE 4:1	DESIGN UNITS METRIC	THIRD ANGLE PROJECTION		
		0.25 UNDER	UNDER	±0.03	DRAWN BY TAKAIKE	DATE 2014/10/17	TITLE CLIK-MATE 1.5MM PITCH W/BCONN ST TYPE REC ASSY WITH KAPTON TAPE			
		0.25 OVER	0.5 UNDER	±0.05	CHECKED BY KASAKAWA	DATE 2015/02/16	molex SD-505405-003			
		0.5 OVER	1.0 UNDER	±0.1	APPROVED BY NUKITA	DATE 2015/02/16				
1.0 OVER	30 UNDER	±0.2	MATERIAL NO.		DOCUMENT NO.	SHEET NO.				
10 OVER	30 UNDER	±0.25	SEE TABLE		SD-505405-003	1 OF 3				
30 OVER		±0.3	THIS DRAWING CONTAINS INFORMATION THAT IS PROPRIETARY TO MOLEX ELECTRONIC TECHNOLOGIES, LLC AND SHOULD NOT BE USED WITHOUT WRITTEN PERMISSION							
ANGULAR ±1 °		DRAFT WHERE APPLICABLE MUST REMAIN WITHIN DIMENSIONS		SIZE A3						



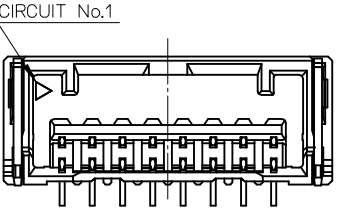
SECTION Z-Z  
2~7極カプトンテープ形状  
KAPTON TEPE FIGURE OF 2-7 CIRCUIT



2~5極形状 (ロック面及び反ロック面)  
FIGURE OF 2-5 CIRCUIT (LOCK SIDE AND UN-LOCK SIDE)



2~5 極の場合  
CASE OF 2-5 CIRCUIT



6~11 極の場合  
CASE OF 6-11 CIRCUIT

5	25	21	26.8	505405 156*	15
5	23.5	19.5	25.3	146*	14
5	22	18	23.8	136*	13
5	20.5	16.5	22.3	126*	12
5	19	15	20.8	116*	11
5	17.5	13.5	19.3	106*	10
5	16	12	17.8	096*	9
5	14.5	10.5	16.3	086*	8
13.6	13	9	14.8	076*	7
12.1	11.5	7.5	13.3	066*	6
10.6	10	6	11.8	056*	5
9.1	8.5	4.5	10.3	046*	4
7.6	7	3	8.8	036*	3
6.1	5.5	1.5	7.3	505405 026*	2
D	C	B	A	EMBOSSD TAPE PACKAGE 注文番号 ORDER No.	CIRCUIT No.

No.	部品 PART	材料 MATERIAL
①	ハウジング HOUSING	耐熱性樹脂 UL94V-0 HEATPROOF RESIN UL94V-0
②	ターミナル TERMINAL	銅合金 COPPER ALLOY
		CONTACT POS. 金めっき:0.2 micro-meter MIN. GOLD
		TAIL POS. 錫めっき:1.0 micro-meter MIN. TIN
③	ネイル NAIL	銅合金 COPPER ALLOY
		錫めっき:1.0 micro-meter MIN. TIN
		ニッケルめっき(下地):1.0 micro-meter MIN. NICKEL (UNDER PLATING)

REVISED EC NO: J2017-0292 DRAWN: ISOGAYA CHK: AIDA APPR: KANEKO	DESCRIPTION 2016/11/29 2016/11/29 2016/12/02	GENERAL TOLERANCES (UNLESS SPECIFIED)		DIMENSION STYLE MM ONLY		SCALE 4:1	DESIGN UNITS METRIC	THIRD ANGLE PROJECTION	
		0.25 UNDER UNDER ±0.03	0.25 OVER 0.5 UNDER ±0.05	DRAWN BY TAKAIKE	DATE 2014/10/17	TITLE CLIK-MATE 1.5MM PITCH W/BCONN ST TYPE REC ASSY WITH KAPTON TAPE			
		0.5 OVER 1.0 UNDER ±0.1	1.0 OVER 30 UNDER ±0.2	CHECKED BY KASAKAWA	DATE 2015/02/16				
		10 OVER 30 UNDER ±0.25	30 OVER ±0.3	APPROVED BY NUKITA	DATE 2015/02/16				
ANGULAR ±1 °				SIZE A3		THIS DRAWING CONTAINS INFORMATION THAT IS PROPRIETARY TO MOLEX ELECTRONIC TECHNOLOGIES, LLC AND SHOULD NOT BE USED WITHOUT WRITTEN PERMISSION			
DRAFT WHERE APPLICABLE MUST REMAIN WITHIN DIMENSIONS									

NOTES

1. 嵌合相手 : 502578  
MATE WITH : 502578 SERIES
2. 端子テール部及びネイルの平坦度 : 0.1 MAX.  
TAIL AND NAIL COPLANARITY TO BE 0.1 MAX.
3. 極数/2 = 偶数に適用  
APPLY FOR CIRCUIT SIZE / 2 = EVEN
4. 端子テール部及びネイルに錫めっきを使用している為、  
外觀に摺動痕が付く場合があります。  
THE WOUND OF FRICTION MIGHT ADHERE TO EXTERNALS  
BECAUSE THE TIN PLATING IS USED FOR THE TAIL AND NAIL.

5 製品番号  
MATERIAL No.

505405 \* \* 6 \*

No.	COLOR	CIRCUIT
60	ベージュ BEIGE	2~15

極数 ↑  
CIRCUIT SIZE

色 ↑  
COLOR

※本製品はカプトンテープ有り品です。カプトンテープ無し品はSD-505405-001を参照してください。

\*THIS PRODUCT HAVE THE KAPTON TAPE.  
PLEASE REFER TO SD-505405-001 FOR THE PRODUCT WITHOUT THE KAPON TAPE.

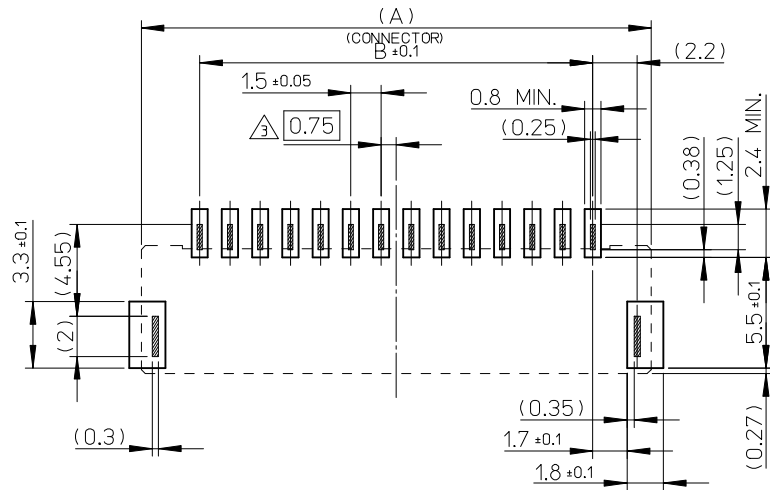
6. 本製品のプラスチック部に黒点・白点等が確認される場合や  
色合いが異なる場合がありますが、製品性能に影響はありません。  
THERE IS NO INFLUENCE IN THE PRODUCT  
PERFORMANCE THOUGH THE BLACK AND WHITE SPOT ETC.  
MIGHT BE CONFIRMED TO THE PLASTIC PART OF  
THIS PRODUCT AND THE SHADE MIGHT BE DIFFERENT.

7. ELV 及び RoHS 適合品  
ELV AND RoHS COMPLIANT

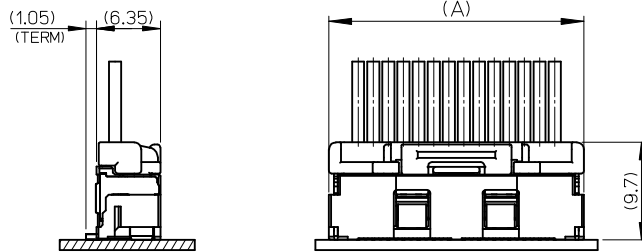
8. ORDER No. AND CONNECTOR SERIES No.

9. トレードマーク : Mプラス 2文字の製造工場を示すアルファベットにて表示。  
但し、"J"はJAPANを"L"はMALAYSIAを示す。(例 MXJ 又はMXL)  
金型番号 : アルファベット1文字にて表示。(例 1A, 12A, 1B, 12B)  
FORMED BY M AND FROM 1 TO 2 MORE LETTER OF ALPHABET  
WHICH MEAN THE MANUFACTORY.  
BUT "J" MEANS JAPAN. "L" MEANS MALAYSIA (TO TRADE MARK)  
(e.g. MXJ OR MXL).  
AND BY 1 - 2 DIGIT NUMBER (TO CAVITY NO.)  
AND BY 1 LETTER OF ALPHABET (TO MOLD NO.)(e.g. 1A, 12A, 1B, 12B).

10. 適用プラグターミナル : 5025791\*00, 5034291\*00  
APPLICABLE PLUG TERMINAL : 5025791\*00, 5034291\*00



基板パターンレイアウト (参考)  
RECOMMENDED P.C.B PATTERN LAYOUT (REF.)



嵌合図  
MATED CONNECTORES

GENERAL TOLERANCES (UNLESS SPECIFIED)			DIMENSION STYLE MM ONLY		SCALE 4:1	DESIGN UNITS METRIC	THIRD ANGLE PROJECTION
0.25 UNDER	UNDER	± 0.03	DRAWN BY	DATE	TITLE		
0.25 OVER	0.5 UNDER	± 0.05	TAKAIKE	2014/10/17	CLICK-MATE 1.5MM PITCH W/BCONN ST TYPE REC ASSY WITH KAPTON TAPE		
0.5 OVER	1.0 UNDER	± 0.1	CHECKED BY	DATE			
1.0 OVER	30 UNDER	± 0.2	KASAKAWA	2015/02/16			
10 OVER	30 UNDER	± 0.25	APPROVED BY	DATE	DOCUMENT NO.		
30 OVER		± 0.3	NUKITA	2015/02/16	SD-505405-003		
ANGULAR	±1 °		MATERIAL NO.		SHEET NO.		
DRAFT WHERE APPLICABLE MUST REMAIN WITHIN DIMENSIONS			SEE TABLE		2 OF 3		
			THIS DRAWING CONTAINS INFORMATION THAT IS PROPRIETARY TO MOLEX ELECTRONIC TECHNOLOGIES, LLC AND SHOULD NOT BE USED WITHOUT WRITTEN PERMISSION				

NOTES

1. 嵌合相手 : 502578  
MATE WITH : 502578 SERIES
2. 端子テール部及びネイルの平坦度 : 0.1 MAX.  
TAIL AND NAIL COPLANARITY TO BE 0.1 MAX.
3. 極数/2 = 偶数に適用  
APPLY FOR CIRCUIT SIZE / 2 = EVEN
4. 端子テール部及びネイルに錫めっきを使用している為、  
外觀に摺動痕が付く場合があります。  
THE WOUND OF FRICTION MIGHT ADHERE TO EXTERNALS  
BECAUSE THE TIN PLATING IS USED FOR THE TAIL AND NAIL.

5. 製品番号  
MATERIAL No.

505405 \* \* 6 \*

No.	COLOR	CIRCUIT
60	ベージュ BEIGE	2~15

極数 ↑  
CIRCUIT SIZE

色 ↑  
COLOR

※本製品はカプトンテープ有り品です。カプトンテープ無し品はSD-505405-001を参照してください。

\*THIS PRODUCT HAVE THE KAPTON TAPE.  
PLEASE REFER TO SD-505405-001 FOR THE PRODUCT WITHOUT THE KAPON TAPE.

6. 本製品のプラスチック部に黒点・白点等が確認される場合や  
色合いが異なる場合がありますが、製品性能に影響はありません。  
THERE IS NO INFLUENCE IN THE PRODUCT  
PERFORMANCE THOUGH THE BLACK AND WHITE SPOT ETC.  
MIGHT BE CONFIRMED TO THE PLASTIC PART OF  
THIS PRODUCT AND THE SHADE MIGHT BE DIFFERENT.

7. ELV 及び RoHS 適合品  
ELV AND RoHS COMPLIANT

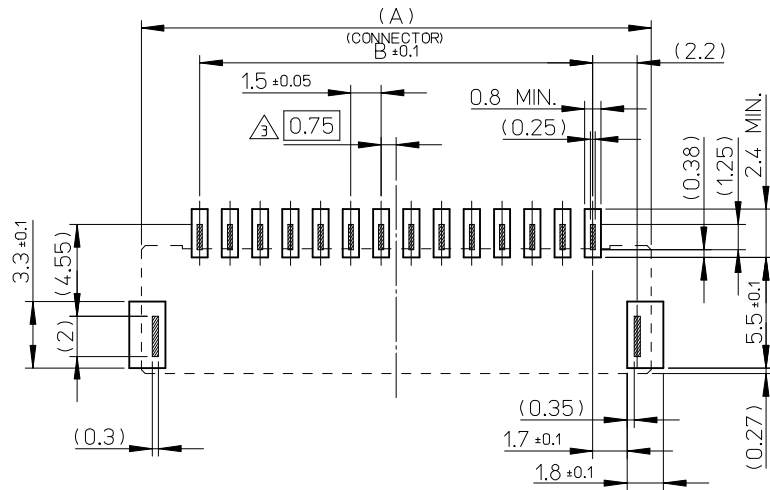
8. ORDER No. AND CONNECTOR SERIES No.

9. トレードマーク : Mプラス 2文字の製造工場を示すアルファベットにて表示。  
但し、"J"はJAPANを"L"はMALAYSIAを示す。(例 MXJ 又はMXL)  
金型番号 : アルファベット1文字にて表示。(例 1A, 12A, 1B, 12B)

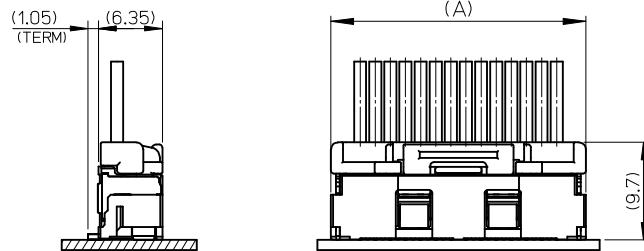
FORMED BY M AND FROM 1 TO 2 MORE LETTER OF ALPHABET  
WHICH MEAN THE MANUFACTORY.  
BUT "J" MEANS JAPAN. "L" MEANS MALAYSIA (TO TRADE MARK)  
(e.g. MXJ OR MXL).

AND BY 1 - 2 DIGIT NUMBER (TO CAVITY NO.)  
AND BY 1 LETTER OF ALPHABET (TO MOLD NO.)(e.g. 1A, 12A, 1B, 12B).

10. 適用プラグターミナル : 5025791\*00, 5034291\*00  
APPLICABLE PLUG TERMINAL : 5025791\*00, 5034291\*00



基板パターンレイアウト (参考)  
RECOMMENDED P.C.B PATTERN LAYOUT (REF.)



嵌合図  
MATED CONNECTORES

GENERAL TOLERANCES (UNLESS SPECIFIED)			DIMENSION STYLE MM ONLY		SCALE 4:1	DESIGN UNITS METRIC	THIRD ANGLE PROJECTION
0.25 UNDER	UNDER	± 0.03	DRAWN BY	DATE	TITLE		
0.25 OVER	0.5 UNDER	± 0.05	TAKAIKE	2014/10/17	CLICK-MATE 1.5MM PITCH W/BCONN ST TYPE REC ASSY WITH KAPTON TAPE		
0.5 OVER	1.0 UNDER	± 0.1	CHECKED BY	DATE			
1.0 OVER	30 UNDER	± 0.2	KASAKAWA	2015/02/16			
10 OVER	30 UNDER	± 0.25	APPROVED BY	DATE	DOCUMENT NO.		
30 OVER		± 0.3	NUKITA	2015/02/16	SD-505405-003		
ANGULAR	±1 °		MATERIAL NO.		SHEET NO.		
DRAFT WHERE APPLICABLE MUST REMAIN WITHIN DIMENSIONS			SEE TABLE		2 OF 3		
			SIZE A3		THIS DRAWING CONTAINS INFORMATION THAT IS PROPRIETARY TO MOLEX ELECTRONIC TECHNOLOGIES, LLC AND SHOULD NOT BE USED WITHOUT WRITTEN PERMISSION		

ORDER No. AND CONNECTOR SERIES No.

HSG COLOR : BEIGE		
5054051560	505405**60	15
1460		14
1360		13
1260		12
1160		11
1060		10
0960		9
0860		8
0760		7
0660		6
0560		5
0460		4
0360		3
5054050260		2
EMBOSSED TAPE PACKAGE	コネクタシリーズ	極数
オーダー番号ORDER No.	CONNECTOR SERIES	(KT. NO.)

REVISED EC NO: J2017-0292 DRWN: MISOGAYA 2016/11/29 CHK: AIDA 2016/11/29 APP: KANEKO 2016/12/02	GENERAL TOLERANCES (UNLESS SPECIFIED)			DIMENSION STYLE MM ONLY		SCALE 4:1	DESIGN UNITS METRIC	THIRD ANGLE PROJECTION	
	0.25 UNDER	UNDER	± 0.03	DRAWN BY	DATE	TITLE CLIK-MATE 1.5MM PITCH W/BCONN ST TYPE REC ASSY WITH KAPTON TAPE			
	0.25 OVER	0.5 UNDER	± 0.05	TAKAIKE	2014/10/17				
	0.5 OVER	1.0 UNDER	± 0.1	CHECKED BY	DATE	DOCUMENT NO. SD-505405-003			
	1.0 OVER	10 UNDER	± 0.2	KASAKAWA	2015/02/16				
	10 OVER	30 UNDER	± 0.25	APPROVED BY	DATE	SHEET NO. 3 OF 3			
30 OVER		± 0.3	NUKITA	2015/02/16					
ANGULAR	±1 °		MATERIAL NO.		SEE TABLE				
DRAFT WHERE APPLICABLE MUST REMAIN WITHIN DIMENSIONS				SIZE A3	THIS DRAWING CONTAINS INFORMATION THAT IS PROPRIETARY TO MOLEX ELECTRONIC TECHNOLOGIES, LLC AND SHOULD NOT BE USED WITHOUT WRITTEN PERMISSION				

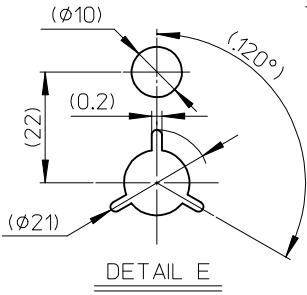
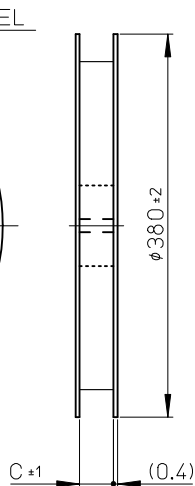
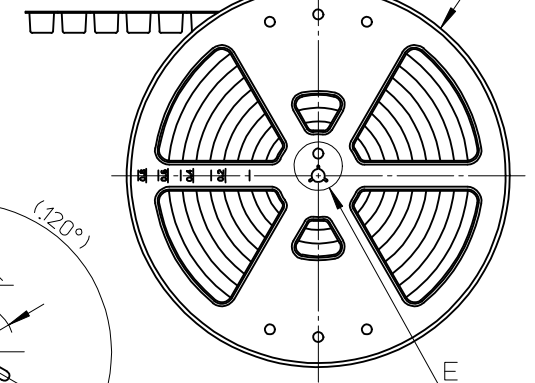
ORDER No. AND CONNECTOR SERIES No.

HSG COLOR : BEIGE		
5054051560	505405**60	15
1460		14
1360		13
1260		12
1160		11
1060		10
0960		9
0860		8
0760		7
0660		6
0560		5
0460		4
0360	3	
5054050260		2
EMBOSSSED TAPE PACKAGE	コネクタシリーズ	極数
オーダー番号ORDER No.	CONNECTOR SERIES	CKT. NO.

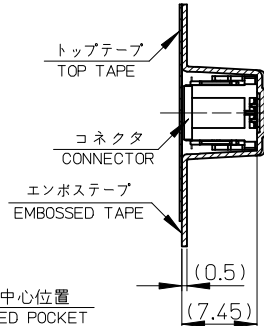
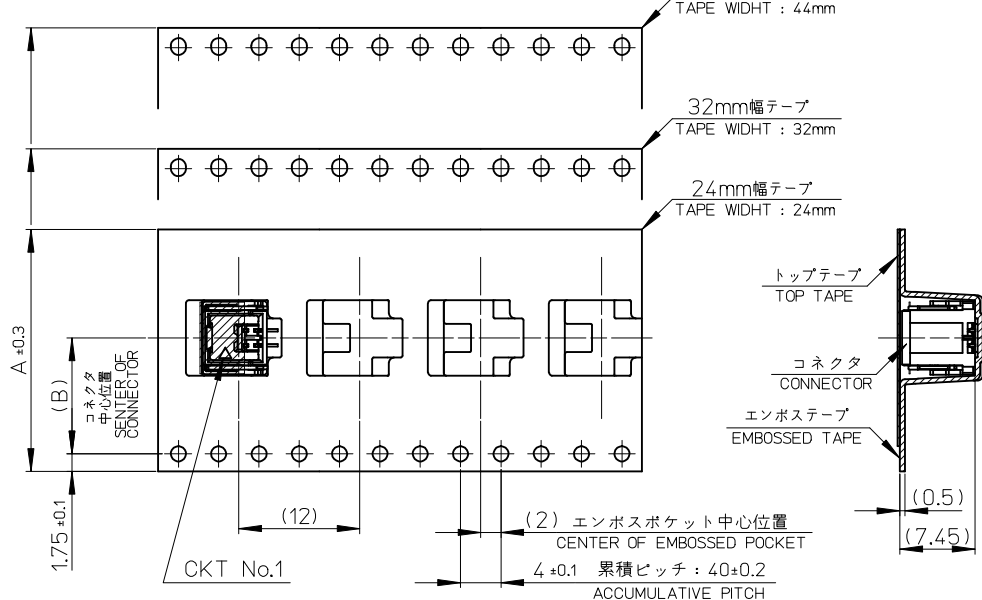
REVISED EC NO: J2017-0292 DRWN: MISOGAYA 2016/11/29 CHK: AIDA 2016/11/29 APP: KANEKO 2016/12/02	GENERAL TOLERANCES (UNLESS SPECIFIED)			DIMENSION STYLE MM ONLY		SCALE 4:1	DESIGN UNITS METRIC	THIRD ANGLE PROJECTION	
	0.25 UNDER	UNDER	± 0.03	DRAWN BY	DATE	TITLE CLIK-MATE 1.5MM PITCH W/BCONN ST TYPE REC ASSY WITH KAPTON TAPE			
	0.25 OVER	0.5 UNDER	± 0.05	TAKAIKE	2014/10/17				
	0.5 OVER	1.0 UNDER	± 0.1	CHECKED BY	DATE	molex			
	1.0 OVER	10 UNDER	± 0.2	KASAKAWA	2015/02/16				
	10 OVER	30 UNDER	± 0.25	APPROVED BY	DATE	DOCUMENT NO.		SHEET NO. 3 OF 3	
	30 OVER		± 0.3	NUKITA	2015/02/16	SD-505405-003			
ANGULAR	±1 °		MATERIAL NO.		SEE TABLE				
DRAFT WHERE APPLICABLE MUST REMAIN WITHIN DIMENSIONS				SIZE A3	THIS DRAWING CONTAINS INFORMATION THAT IS PROPRIETARY TO MOLEX ELECTRONIC TECHNOLOGIES, LLC AND SHOULD NOT BE USED WITHOUT WRITTEN PERMISSION				



引き出し方向  
PULL OUT DIRECTION



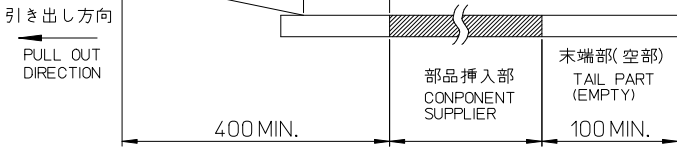
引き出し方向  
PULL OUT DIRECTION



NOTES

- 製品詳細寸法については、SD-505405-003を参照下さい。  
PLEASE REFER TO SD-505405-003 FOR THE DETAILED DIMENSION OF THE CONNECTOR.
- 梱包数量：900個  
NUMBER OF CONNECTORS：900 PIECES/REEL.
- リードテープ長さ  
LEAD TAPE LENGTH

トップテープ接着部(空エンボス)  
20 PIECES MIN.  
TOP TAPE BONDED PART(EMPTY)



No.	COLOR	CIRCUIT
60	ベージュ BEIGE	2~15

△ ORDER No. AND CONNECTOR SERIES No.

- 本製品は乾燥剤入り、ハイバリア梱包仕様である。  
THIS PRODUCT IS HIGH BARRIER PACKAGE WITH DESICCANT.

45.5	20.2	44	505405156*	15
45.5	20.2	44	146*	14
45.5	20.2	44	136*	13
45.5	20.2	44	126*	12
45.5	20.2	44	116*	11
45.5	20.2	44	106*	10
33.5	14.2	32	096*	9
33.5	14.2	32	086*	8
33.5	14.2	32	076*	7
33.5	14.2	32	066*	6
25.5	11.5	24	056*	5
25.5	11.5	24	046*	4
25.5	11.5	24	036*	3
25.5	11.5	24	505405026*	2
C	B	エンボステープ幅A WIDTH OF TAPE	△ 製品番号 MATERIAL NO.	極数 CKT. NO.

- 材料  
MATERIAL  
キャリアテープ：ポリスチレン  
CARRIER TAPE：POLYSTYRENE  
トップテープ：ポリエステル、ポリエチレン、ポリエチレンテレフタレート  
TOP TAPE：POLYESTER, POLYETHYLENE, POLYETHYLENE TEREPHTHALATE  
リール：ポリスチレン <リサイクル材を含む>  
REEL：POLYSTYRENE <RECYCLE MATERIAL CONTAINED>

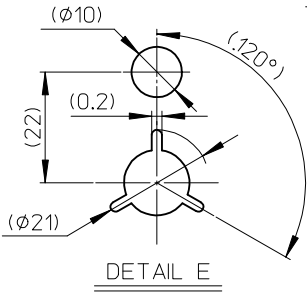
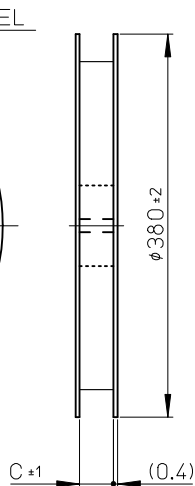
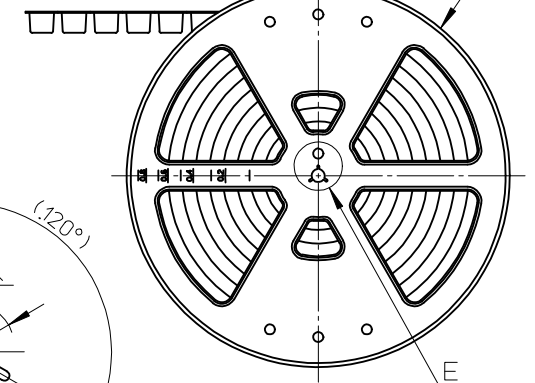
- ELV及びRoHS適合品  
ELV AND RoHS COMPLIANT

△ 製品番号  
MATERIAL NO.

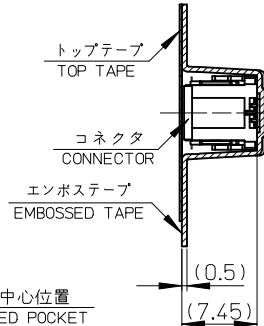
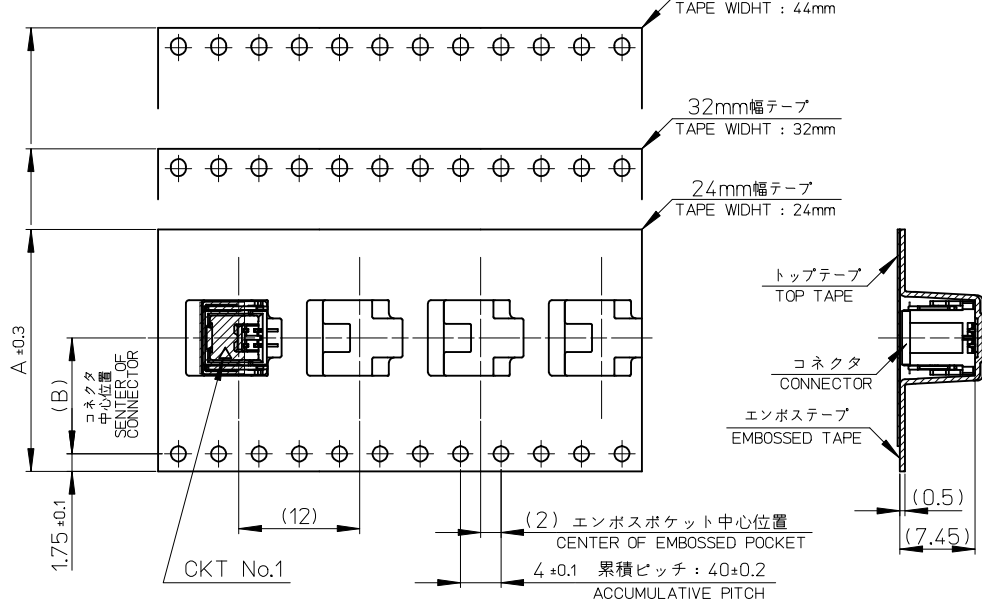
505405\*\*\*\*  
↑ 極数 (CIRCUIT SIZE)  
↑ 色 (COLOR)

RELEASED	EC NO: J2015-0528	DRWN: TAKAIKE 2014/10/17	CHKD: KASAKAWA 2015/02/16	APPR: NUKITA 2015/02/16	GENERAL TOLERANCES (UNLESS SPECIFIED)			DIMENSION STYLE		SCALE	DESIGN UNITS		
					0.25 UNDER	UNDER	± 0.03	MM ONLY		---	METRIC		THIRD ANGLE PROJECTION
A	REV	DESCRIPTION	0.25 OVER		0.5 UNDER	± 0.05	DRAWN BY	DATE	TITLE				
			0.5 OVER		1.0 UNDER	± 0.1	TAKAIKE	2014/10/17	EMBOSSED TAPE PACKAGE FOR 505405-**** WITH KAPTON TAPE				
			1.0 OVER		10 UNDER	± 0.2	CHECKED BY	DATE					
			10 OVER		30 UNDER	± 0.25	KASAKAWA	2015/02/16					
			30 OVER			± 0.3	APPROVED BY	DATE					
ANGULAR		± 1 °	MATERIAL NO.	NUKITA	2015/02/16	SEE TABLE		DOCUMENT NO.	SD-505405-004				
DRAFT WHERE APPLICABLE MUST REMAIN WITHIN DIMENSIONS					SIZE	THIS DRAWING CONTAINS INFORMATION THAT IS PROPRIETARY TO MOLEX INCORPORATED AND SHOULD NOT BE USED WITHOUT WRITTEN PERMISSION							

引き出し方向  
PULL OUT DIRECTION



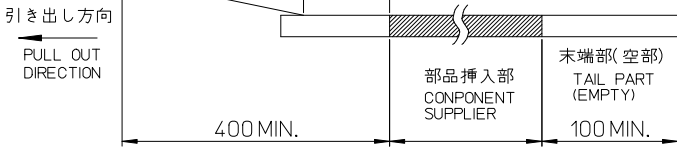
引き出し方向  
PULL OUT DIRECTION



NOTES

- 製品詳細寸法については、SD-505405-003を参照下さい。  
PLEASE REFER TO SD-505405-003 FOR THE DETAILED DIMENSION OF THE CONNECTOR.
- 梱包数量：900個  
NUMBER OF CONNECTORS：900 PIECES/REEL.
- リードテープ長さ  
LEAD TAPE LENGTH

トップテープ接着部(空エンボス)  
20 PIECES MIN.  
TOP TAPE BONDED PART(EMPTY)



No.	COLOR	CIRCUIT
60	ベージュ BEIGE	2~15

△ ORDER No. AND CONNECTOR SERIES No.

- 本製品は乾燥剤入り、ハイバリア梱包仕様である。  
THIS PRODUCT IS HIGH BARRIER PACKAGE WITH DESICCANT.

45.5	20.2	44	505405156*	15
45.5	20.2	44	146*	14
45.5	20.2	44	136*	13
45.5	20.2	44	126*	12
45.5	20.2	44	116*	11
45.5	20.2	44	106*	10
33.5	14.2	32	096*	9
33.5	14.2	32	086*	8
33.5	14.2	32	076*	7
33.5	14.2	32	066*	6
25.5	11.5	24	056*	5
25.5	11.5	24	046*	4
25.5	11.5	24	036*	3
25.5	11.5	24	505405026*	2
C	B	エンボステープ幅A WIDTH OF TAPE	△ 製品番号 MATERIAL NO.	極数 CKT. NO.

- 材料  
MATERIAL  
キャリアテープ：ポリスチレン  
CARRIER TAPE：POLYSTYRENE  
トップテープ：ポリエステル、ポリエチレン、ポリエチレンテレフタレート  
TOP TAPE：POLYESTER, POLYETHYLENE, POLYETHYLENE TEREPHTHALATE  
リール：ポリスチレン <リサイクル材を含む>  
REEL：POLYSTYRENE <RECYCLE MATERIAL CONTAINED>

- ELV及びRoHS適合品  
ELV AND RoHS COMPLIANT

△ 製品番号  
MATERIAL NO.

505405\*\*\*\*  
↑ 極数 (CIRCUIT SIZE)  
↑ 色 (COLOR)

RELEASED	EC NO: J2015-0528	DRWN: TAKAIKE 2014/10/17	CHKD: KASAKAWA 2015/02/16	APPR: NUKITA 2015/02/16	GENERAL TOLERANCES (UNLESS SPECIFIED)			DIMENSION STYLE		SCALE	DESIGN UNITS	
					0.25 UNDER	UNDER	± 0.03	MM ONLY		---	METRIC	
A	REV	DESCRIPTION	0.25 OVER		0.5 UNDER	± 0.05	DRAWN BY	DATE	TITLE			
			0.5 OVER		1.0 UNDER	± 0.1	TAKAIKE	2014/10/17	EMBOSSSED TAPE PACKAGE FOR 505405-**** WITH KAPTON TAPE			
			1.0 OVER		10 UNDER	± 0.2	CHECKED BY	DATE	molex			
			10 OVER		30 UNDER	± 0.25	KASAKAWA	2015/02/16				
			30 OVER			± 0.3	APPROVED BY	DATE	DOCUMENT NO.		SHEET NO.	
		ANGULAR	± 1 °	NUKITA	2015/02/16	SD-505405-004		1 OF 2				
DRAFT WHERE APPLICABLE MUST REMAIN WITHIN DIMENSIONS							SIZE	THIS DRAWING CONTAINS INFORMATION THAT IS PROPRIETARY TO MOLEX INCORPORATED AND SHOULD NOT BE USED WITHOUT WRITTEN PERMISSION				
							A3					

△ ORDER No. AND CONNECTOR SERIES No.

HSG COLOR : BEIGE		
505405**60	5054051560	15
	↑ 1460	14
	1360	13
	1260	12
	1160	11
	1060	10
	0960	9
	0860	8
	0760	7
	0660	6
	0560	5
	0460	4
	↓ 0360	3
5054050260	2	
コネクタ シリーズ CONNECTOR SERIES	製品番号 MATERIAL NO.	極数 (KT. NO.)

RELEASED EC NO.: J2015-0528 DRWN: TAKAIKE 2014/10/17 CHKD: KASAKAWA 2015/02/16 APPR: NUKITA 2015/02/16	GENERAL TOLERANCES (UNLESS SPECIFIED)			DIMENSION STYLE MM ONLY		SCALE ---	DESIGN UNITS METRIC	THIRD ANGLE PROJECTION	
	0.25 UNDER	UNDER	± 0.03	DRAWN BY	DATE	TITLE EMBOSSED TAPE PACKAGE FOR 505405-**** WITH KAPTON TAPE			
	0.25 OVER	0.5 UNDER	± 0.05	TAKAIKE	2014/10/17				
	0.5 OVER	1.0 UNDER	± 0.1	CHECKED BY	DATE	DOCUMENT NO. SD-505405-004			
	1.0 OVER	10 UNDER	± 0.2	KASAKAWA	2015/02/16				
	10 OVER	30 UNDER	± 0.25	APPROVED BY	DATE	SHEET NO. 2 OF 2			
30 OVER		± 0.3	NUKITA	2015/02/16					
ANGULAR	±1 °		MATERIAL NO. SEE TABLE						
DRAFT WHERE APPLICABLE MUST REMAIN WITHIN DIMENSIONS				SIZE A3	THIS DRAWING CONTAINS INFORMATION THAT IS PROPRIETARY TO MOLEX INCORPORATED AND SHOULD NOT BE USED WITHOUT WRITTEN PERMISSION				

△ ORDER No. AND CONNECTOR SERIES No.

HSG COLOR : BEIGE		
505405**60	5054051560	15
	1460	14
	1360	13
	1260	12
	1160	11
	1060	10
	0960	9
	0860	8
	0760	7
	0660	6
	0560	5
	0460	4
	0360	3
	5054050260	2
コネクタ シリーズ CONNECTOR SERIES	製品番号 MATERIAL NO.	極数 (KT. NO.)

RELEASED EC NO: J2015-0528 DRWN: TAKAIKE 2014/10/17 CHKD: KASAKAWA 2015/02/16 APPR: NUKITA 2015/02/16	GENERAL TOLERANCES (UNLESS SPECIFIED)			DIMENSION STYLE MM ONLY		SCALE ---	DESIGN UNITS METRIC	THIRD ANGLE PROJECTION	
	0.25 UNDER	UNDER	± 0.03	DRAWN BY	DATE	TITLE			
	0.25 OVER	0.5 UNDER	± 0.05	TAKAIKE	2014/10/17	EMBOSSSED TAPE PACKAGE FOR 505405-**** WITH KAPTON TAPE			
	0.5 OVER	1.0 UNDER	± 0.1	CHECKED BY	DATE				
	1.0 OVER	10 UNDER	± 0.2	KASAKAWA	2015/02/16	molex			
	10 OVER	30 UNDER	± 0.25	APPROVED BY	DATE				
30 OVER		± 0.3	NUKITA	2015/02/16	MATERIAL NO.	DOCUMENT NO.	SHEET NO.		
ANGULAR	±1 °		SEE TABLE		SD-505405-004		2 OF 2		
DRAFT WHERE APPLICABLE MUST REMAIN WITHIN DIMENSIONS				SIZE A3	THIS DRAWING CONTAINS INFORMATION THAT IS PROPRIETARY TO MOLEX INCORPORATED AND SHOULD NOT BE USED WITHOUT WRITTEN PERMISSION				