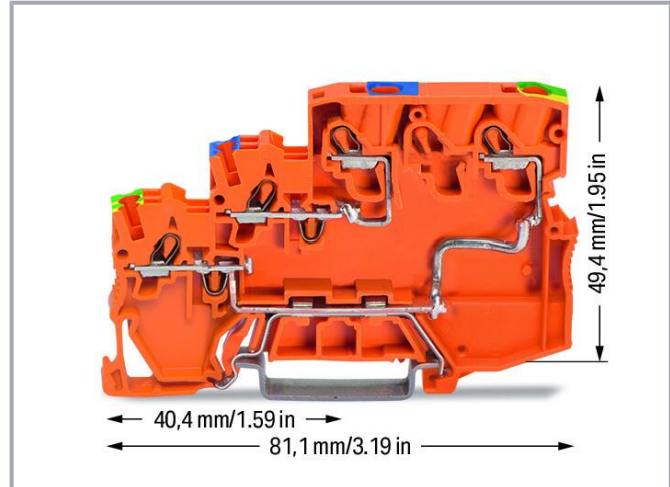


Data sheet | Item number: 2000-5357/102-000

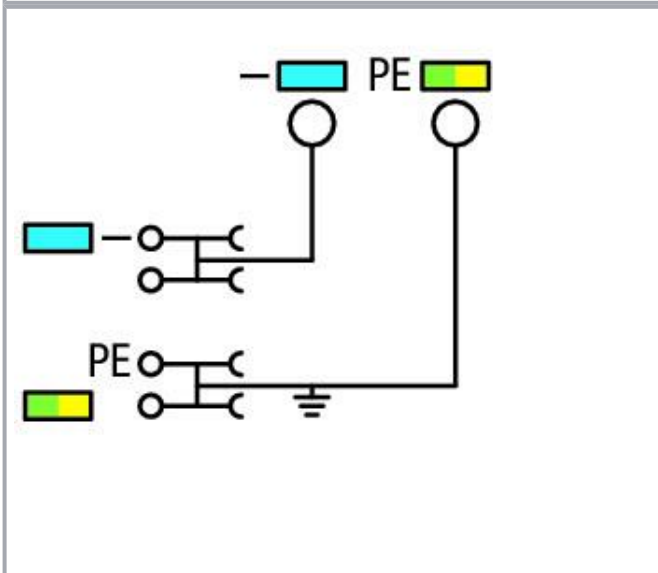
3-conductor sensor/actuator terminal block; for PNP-(high-side) switching actuators; with ground contact; with colored conductor entries; 2.5 mm²; Push-in CAGE CLAMP®; 2,50 mm²; orange



www.wago.com/2000-5357/102-000



Color: 



Item description

3.5 mm spacing per signal (2 x 3.5 mm = 7 mm)

Subject to changes. Please also observe the further product documentation!

WAGO GmbH & Co. KG
Hansastr. 27
32423 Minden
Phone: +49571 887-0 | Fax: +49571 887-169
Email: info.de@wago.com | Web: www.wago.com

Do you have any questions about our products?
We are always happy to take your call at +49 (571) 887-44222.



The double spacing per pole of this terminal block series maximizes connectivity. For example, ten sensors may be connected using only five sensor terminal blocks plus a power supply terminal block.

Data

Electrical data

Ratings per IEC/EN

| | |
|-------------------------|--|
| Ratings per | IEC/EN 60947-7-1 |
| Nominal voltage (III/3) | 250 V |
| Rated current | 28 A |
| Legend (ratings) | (III / 3) \triangleq Overvoltage category III / Pollution degree 3 |

Ratings per UL 1059

| | |
|--------------------------------|---------|
| Approvals per | UL 1059 |
| Rated voltage UL (Use Group B) | 300 V |
| Rated current UL (Use Group B) | 20 A |
| Rated voltage UL (Use Group D) | 300 V |
| Rated current UL (Use Group D) | 20 A |

Ratings per CSA

| | |
|---------------------------------|-----------------|
| Approvals per | CSA 22.2 No 158 |
| Rated voltage CSA (Use Group C) | 300 V |
| Rated current CSA (Use Group C) | 20 A |

Power loss

| | |
|--|----------------|
| Power loss, per pole (potential) | 1.043 W |
| Rated current I_N for specified power loss | 28 A |
| Resistance value for specified, current-dependent power loss | 0.001 Ω |

Connection data

| | |
|------------------------------|---|
| Connection points | 8 |
| Total number of potentials | 2 |
| Number of levels | 3 |
| Number of jumper slots | 2 |
| Anzahl Brückeraufnahmen Rang | 4 |

Subject to changes. Please also observe the further product documentation!



Connection 1

| | |
|--|---|
| Connection technology | Push-in CAGE CLAMP® |
| Actuation type | Operating tool |
| Connectable conductor materials | Copper Copper |
| Nominal cross-section | 1 mm ² |
| Solid conductor | 0.14 ... 1.5 mm ² / 24 ... 16 AWG |
| Solid conductor; push-in termination | 0.5 ... 1.5 mm ² / 20 ... 16 AWG |
| Fine-stranded conductor | 0.14 ... 1.5 mm ² / 24 ... 16 AWG |
| Fine-stranded conductor; with insulated ferrule | 0.14 ... 0.75 mm ² / 24 ... 18 AWG |
| Fine-stranded conductor; with ferrule; push-in termination | 0.5 ... 0.75 mm ² / 20 ... 18 AWG |
| Note (conductor cross-section) | Depending on the conductor characteristic, a conductor with a smaller cross-section can also be inserted via push-in termination. |
| Strip length | 9 ... 11 mm / 0.35 ... 0.43 inches |
| Wiring direction | Front-entry wiring |

Connection 2

| | |
|--|--|
| Solid conductor 2 | 0.25 ... 4 mm ² / 22 ... 12 AWG |
| Solid conductor; push-in termination 2 | 0.25 ... 4 mm ² / 22 ... 12 AWG |
| Fine-stranded conductor 2 | 0.25 ... 4 mm ² / 22 ... 12 AWG |

Physical data

| | |
|-----------------------------------|------------------------|
| Width | 7 mm / 0.276 inches |
| Height | 81.1 mm / 3.193 inches |
| Depth from upper-edge of DIN-rail | 52.4 mm / 2.063 inches |

Mechanical Data

| | |
|---------------|----------------------------|
| Mounting type | DIN-35 rail DIN-35 rail |
| Marking level | Center/side marking |

Material Data

| | |
|----------------------|--|
| Note (material data) | Information on material specifications can be found here |
| Color | orange |

Subject to changes. Please also observe the further product documentation!



| | |
|-----------------------------|------------------|
| Material group | I |
| Insulation material | Polyamide (PA66) |
| Flammability class per UL94 | V0 |
| Fire load | 0.314 MJ |
| Weight | 17.8 g |

Environmental requirements

| | |
|----------------------------------|-----------------|
| Processing temperature | -35 ... +85 °C |
| Continuous operating temperature | -60 ... +105 °C |

Commercial data

| | |
|-----------------------|---------------|
| eCl@ss 10.0 | 27-14-11-28 |
| eCl@ss 9.0 | 27-14-11-28 |
| ETIM 8.0 | EC000900 |
| ETIM 7.0 | EC000900 |
| PU (SPU) | 15 pcs |
| Packaging type | Box |
| Country of origin | DE |
| GTIN | 4055143497114 |
| Customs tariff number | 85369010000 |

Environmental Product Compliance


| | |
|------------------------|-------------------------|
| RoHS Compliance Status | Compliant, No Exemption |
|------------------------|-------------------------|

Approvals / Certificates**General approvals**




| Logo | Approval | Additional Approval Text | Certificate name |
|--|---------------------------------------|--------------------------|------------------|
|  | CCA DEKRA Certification B.V. | EN 60947 | NTR NL 7962 |
|  | CSA DEKRA Certification B.V. | C22.2 | 2130762 |
| | KEMA/KEUR DEKRA Certification B.V. | EN 60947 | 71- 125928 |

Subject to changes. Please also observe the further product documentation!




| | | | |
|--|---|---------|--------|
|  | UL Underwriters Laboratories Inc. | UL 1059 | E45172 |
|--|---|---------|--------|

Declarations of conformity and manufacturer's declarations

| Logo | Approval | Additional Approval Text | Certificate name |
|---|---|--------------------------|------------------|
|  | EU-Declaration of Conformity WAGO GmbH & Co. KG | - | - |
|  | Railway WAGO GmbH & Co. KG | - | Railway Ready |
|  | UK-Declaration of Conformity WAGO GmbH & Co. KG | - | - |



Required accessories

End plate

| | | |
|-----------|--|--|
| End plate |  Item no.: 2000-5391 End and intermediate plate; 1 mm thick; for 3-conductor terminal blocks; gray | www.wago.com/2000-5391 |
|-----------|--|--|

Optional accessories

Tool

| | | |
|--|---|--|
| Operating tool |  Item no.: 210-648 Operating tool; Blade: 2.5 x 0.4 mm; with a partially insulated shaft; angled; short | www.wago.com/210-648 |
|  | Item no.: 210-647 Operating tool; Blade: 2.5 x 0.4 mm; with a partially insulated shaft; multicoloured | www.wago.com/210-647 |

Subject to changes. Please also observe the further product documentation!



Item no.: 210-719

Operating tool; Blade: 2.5 x 0.4 mm; with a partially insulated shaft

www.wago.com/210-719

Mounting

Cover carrier



Item no.: 709-169

Cover carrier; Type 3; gray

www.wago.com/709-169

Cover



Item no.: 709-156

Cover; Type 3; suitable for cover carrier, type 3; 1 m long; transparent

www.wago.com/709-156

Protective warning marker

Cover



Item no.: 2000-115

Protective warning marker; for 5 terminal blocks; with high-voltage symbol, black; yellow

www.wago.com/2000-115

Jumpers

Jumper



Item no.: 210-123

Wire commoning chain; insulated; blue

www.wago.com/210-123



Item no.: 2000-408

Jumper; 8-way; insulated; light gray

www.wago.com/2000-408



Item no.: 2000-407

Jumper; 7-way; insulated; light gray

www.wago.com/2000-407



Item no.: 2000-409

Jumper; 9-way; insulated; light gray

www.wago.com/2000-409



Item no.: 2000-408/000-006

Jumper; 8-way; insulated; blue

www.wago.com/2000-408/000-006



Item no.: 2000-408/000-005

Jumper; 8-way; insulated; red

www.wago.com/2000-408/000-005



Item no.: 2000-409/000-005

Jumper; 9-way; insulated; red

www.wago.com/2000-409/000-005



Item no.: 2000-407/000-006

Jumper; 7-way; insulated; blue

www.wago.com/2000-407/000-006

Subject to changes. Please also observe the further product documentation!

WAGO GmbH & Co. KG

Hansastr. 27
















32423 Minden

Phone: +49571 887-0 | Fax: +49571 887-169













Email: info.de@wago.com | Web: www.wago.com

Do you have any questions about our products?

We are always happy to take your call at +49 (571) 887-44222.

| | | |
|--|---|--|
|  | Item no.: 2000-410 Jumper; 10-way; insulated; light gray | www.wago.com/2000-410 |
|  | Item no.: 2000-410/000-006 Jumper; 10-way; insulated; blue | www.wago.com/2000-410/000-006 |
|  | Item no.: 2000-433/000-005 Jumper; from 1 to 3; insulated; red | www.wago.com/2000-433/000-005 |
|  | Item no.: 2000-407/000-005 Jumper; 7-way; insulated; red | www.wago.com/2000-407/000-005 |
|  | Item no.: 2000-433/000-006 Jumper; from 1 to 3; insulated; blue | www.wago.com/2000-433/000-006 |
|  | Item no.: 2000-410/000-005 Jumper; 10-way; insulated; red | www.wago.com/2000-410/000-005 |
|  | Item no.: 2000-435 Jumper; from 1 to 5; insulated; light gray | www.wago.com/2000-435 |
|  | Item no.: 2000-409/000-006 Jumper; 9-way; insulated; blue | www.wago.com/2000-409/000-006 |
|  | Item no.: 2000-436 Jumper; from 1 to 6; insulated; light gray | www.wago.com/2000-436 |
|  | Item no.: 2000-433 Jumper; from 1 to 3; insulated; light gray | www.wago.com/2000-433 |
|  | Item no.: 2000-434 Jumper; from 1 to 4; insulated; light gray | www.wago.com/2000-434 |
|  | Item no.: 2000-402 Jumper; 2-way; insulated; light gray | www.wago.com/2000-402 |
|  | Item no.: 2000-402/000-006 Jumper; 2-way; insulated; blue | www.wago.com/2000-402/000-006 |
|  | Item no.: 2000-403 Jumper; 3-way; insulated; light gray | www.wago.com/2000-403 |
|  | Item no.: 2000-402/000-005 Jumper; 2-way; insulated; red | www.wago.com/2000-402/000-005 |

Subject to changes. Please also observe the further product documentation!

| | | |
|--|---|---|
|  | <p>Item no.: 2000-402/000-018 Jumper; 2-way; insulated; yellow-green</p> | <p>www.wago.com/2000-402/000-018</p> |
|  | <p>Item no.: 2000-404 Jumper; 4-way; insulated; light gray</p> | <p>www.wago.com/2000-404</p> |
|  | <p>Item no.: 2000-403/000-005 Jumper; 3-way; insulated; red</p> | <p>www.wago.com/2000-403/000-005</p> |
|  | <p>Item no.: 2000-404/000-006 Jumper; 4-way; insulated; blue</p> | <p>www.wago.com/2000-404/000-006</p> |
|  | <p>Item no.: 2000-403/000-006 Jumper; 3-way; insulated; blue</p> | <p>www.wago.com/2000-403/000-006</p> |
|  | <p>Item no.: 2000-404/000-005 Jumper; 4-way; insulated; red</p> | <p>www.wago.com/2000-404/000-005</p> |
|  | <p>Item no.: 2000-405 Jumper; 5-way; insulated; light gray</p> | <p>www.wago.com/2000-405</p> |
|  | <p>Item no.: 2000-405/011-000 Star point jumper; 3-way; insulated; light gray</p> | <p>www.wago.com/2000-405/011-000</p> |
|  | <p>Item no.: 2000-405/000-006 Jumper; 5-way; insulated; blue</p> | <p>www.wago.com/2000-405/000-006</p> |
|  | <p>Item no.: 2000-406/000-006 Jumper; 6-way; insulated; blue</p> | <p>www.wago.com/2000-406/000-006</p> |
|  | <p>Item no.: 2000-405/000-005 Jumper; 5-way; insulated; red</p> | <p>www.wago.com/2000-405/000-005</p> |
|  | <p>Item no.: 2000-406 Jumper; 6-way; insulated; light gray</p> | <p>www.wago.com/2000-406</p> |
|  | <p>Item no.: 2000-406/000-005 Jumper; 6-way; insulated; red</p> | <p>www.wago.com/2000-406/000-005</p> |

Subject to changes. Please also observe the further product documentation!



Item no.: 2000-406/020-000
Delta jumper; insulated; light gray

www.wago.com/2000-406/020-000



Item no.: 2000-437
Jumper; from 1 to 7; insulated; light gray

www.wago.com/2000-437



Item no.: 2000-438
Jumper; from 1 to 8; insulated; light gray

www.wago.com/2000-438




Item no.: 2000-439
Jumper; from 1 to 9; insulated; light gray

www.wago.com/2000-439



Item no.: 2000-440
Jumper; from 1 to 10; insulated; light gray

www.wago.com/2000-440



Item no.: 210-103
Wire commoning chain; insulated; black

www.wago.com/210-103

Carrier rail

Mounting accessories



Item no.: 210-197
Steel carrier rail; 35 x 15 mm; 1.5 mm thick; 2 m long; slotted; similar to EN 60715; silver-colored

www.wago.com/210-197



Item no.: 210-198
Copper carrier rail; 35 x 15 mm; 2.3 mm thick; 2 m long; unslotted; according to EN 60715; copper-colored

www.wago.com/210-198



Item no.: 210-113
Steel carrier rail; 35 x 7.5 mm; 1 mm thick; 2 m long; unslotted; according to EN 60715; silver-colored

www.wago.com/210-113



Item no.: 210-118
Steel carrier rail; 35 x 15 mm; 2.3 mm thick; 2 m long; unslotted; according to EN 60715; silver-colored

www.wago.com/210-118



Item no.: 210-112
Steel carrier rail; 35 x 7.5 mm; 1 mm thick; 2 m long; slotted; according to EN 60715; "Hole width 25 mm; silver-colored" www.wago.com/210-112




Item no.: 210-114
Steel carrier rail; 35 x 15 mm; 1.5 mm thick; 2 m long; unslotted; similar to EN 60715; silver-colored

www.wago.com/210-114



Item no.: 210-115
Steel carrier rail; 35 x 7.5 mm; 1 mm thick; 2 m long; slotted; according to EN 60715; "Hole width 18 mm; silver-colored" www.wago.com/210-115



Item no.: 210-196
Aluminum carrier rail; 35 x 8.2 mm; 1.6 mm thick; 2 m long; unslotted; similar to EN 60715; silver-colored

www.wago.com/210-196

Ferrule

Ferrule





Item no.: 216-241
Ferrule; Sleeve for 0.5 mm² / 20 AWG; insulated; electro-tin plated; electrolytic copper; gastight

www.wago.com/216-241

Subject to changes. Please also observe the further product documentation!

crimped; acc. to DIN 46228, Part 4/09.90; white

| | | |
|---|--|--|
|  | Item no.: 216-242 Ferrule; Sleeve for 0.75 mm ² / 18 AWG; insulated; electro-tin plated; electrolytic copper; gastight crimped; acc. to DIN 46228, Part 4/09.90; gray | www.wago.com/216-242 |
|  | Item no.: 216-243 Ferrule; Sleeve for 1 mm ² / AWG 18; insulated; electro-tin plated; electrolytic copper; gastight crimped; acc. to DIN 46228, Part 4/09.90; red | www.wago.com/216-243 |



Push-in type wire jumper

Jumper

| | | |
|--|--|--|
|  | Item no.: 2009-404 Push-in type wire jumper; 0.75 mm ² ; insulated; 110 mm long; gray | www.wago.com/2009-404 |
|  | Item no.: 2009-402 Push-in type wire jumper; 0.75 mm ² ; insulated; 60 mm long; gray | www.wago.com/2009-402 |
|  | Item no.: 2009-406 Push-in type wire jumper; 0.75 mm ² ; insulated; 250 mm long; gray | www.wago.com/2009-406 |


Testing and measuring

Testing accessories




| | | |
|---|---|--|
|  | Item no.: 2009-174 Test plug adapter; for 4 mm Ø test plugs; for testing TOPJOB®S rail-mounted terminal blocks; gray | www.wago.com/2009-174 |
|  | Item no.: 2009-182 Testing tap; for max. 2.5 mm ² ; tool-free connection for individual test wires 0.08 - 2.5 mm; gray | www.wago.com/2009-182 |

Marking accessories








Marking strip

| | | |
|--|--|--|
|  | Item no.: 2009-110 Marking strips; for Smart Printer; on reel; not stretchable; plain; snap-on type; white | www.wago.com/2009-110 |
|--|--|--|

Marker

| | | |
|--|--|--|
|  | Item no.: 2009-113 WMB-Inline; for Smart Printer; 2300 pieces on roll; plain; snap-on type; white | www.wago.com/2009-113 |
|  | Item no.: 2009-113/000-002 WMB-Inline; for Smart Printer; 2300 pieces on roll; plain; snap-on type; yellow | www.wago.com/2009-113/000-002 |
|  | Item no.: 2009-113/000-012 WMB-Inline; for Smart Printer; 2300 pieces on roll; plain; snap-on type; orange | www.wago.com/2009-113/000-012 |

Subject to changes. Please also observe the further product documentation!

| | | |
|---|---|--|
|  | Item no.: 2009-113/000-007 WMB-Inline; for Smart Printer; 2300 pieces on roll; plain; snap-on type; gray | www.wago.com/2009-113/000-007 |
|  | Item no.: 2009-113/000-005 WMB-Inline; for Smart Printer; 2300 pieces on roll; plain; snap-on type; red | www.wago.com/2009-113/000-005 |
|  | Item no.: 2009-113/000-017 WMB-Inline; for Smart Printer; 2300 pieces on roll; plain; snap-on type; light green | www.wago.com/2009-113/000-017 |
|  | Item no.: 2009-113/000-006 WMB-Inline; for Smart Printer; 2300 pieces on roll; plain; snap-on type; blue | www.wago.com/2009-113/000-006 |
|  | Item no.: 2009-113/000-024 WMB-Inline; for Smart Printer; 2300 pieces on roll; plain; snap-on type; violet | www.wago.com/2009-113/000-024 |
|  | Item no.: 2009-113/000-023 WMB-Inline; for Smart Printer; 2300 pieces on roll; plain; snap-on type; green | www.wago.com/2009-113/000-023 |
|  | Item no.: 793-3501 WMB marking card; as card; plain; snap-on type; white | www.wago.com/793-3501 |

Downloads

Documentation

Bid Text

| | | | |
|-----------------------------------|-------------|-----------------|----------|
| 2000-5357/102-000 X81 - Datei | 2019 Feb 19 | xml 4.1 kB | Download |
| 2000-5357/102-000 docx - Datei | 2018 Aug 7 | docx 15.7 kB | Download |

Additional Information

| | | |
|---|---------------|----------|
| Technical Section Technical explanations | pdf 2.2 MB | Download |
|---|---------------|----------|

CAD/CAE-Data

CAD data

| | | |
|--------------------------------|-----|----------|
| 2D/3D Models 2000-5357/102-000 | URL | Download |
|--------------------------------|-----|----------|

Subject to changes. Please also observe the further product documentation!

CAE data

| | | |
|---|---------------------|--------------------------|
| EPLAN Data Portal 2000-5357/102-000 | URL | Download |
| ZUKEN Portal 2000-5357/102-000 | URL | Download |
| EPLAN Data Portal 2000-5357/102-000 | URL | Download |

Environmental Product Compliance


Compliance Search

| | | |
|--|---------------------|--------------------------|
| Environmental Product Compliance 2000-5357/102-000 | URL | Download |
|--|---------------------|--------------------------|

3-conductor sensor/actuator terminal block; for PNP-(high-side) switching actuators; with ground contact; with colored conductor entries; 2.5 mm²; Push-in CAGE CLAMP®; 2,50 mm²; orange

Installation Notes


Conductor termination



All conductor types at a glance

Commoning


Subject to changes. Please also observe the further product documentation!



Commoning (signal level):

Commoning the signal level with push-in type jumper bars (2000 Series). Models with an LED can only be commoned in one jumper slot!

TOPJOB® S Test Plug Adapters can be used in all jumper slots.




Upper level: Two independent signal pathways

Commoning



Commoning (potential level):


Commoning potential levels via push-in type jumper bars (2000 Series).



Commoning (potential level):


Continuous commoning in the potential levels via push-in type jumper bars for even pole numbers (2000 Series)

Subject to changes. Please also observe the further product documentation!



Potential levels: Two adjacent commoning options on a current bar

Commoning




Ground commoning:

For sensor and actuator terminal blocks without ground connection to the DIN-rail, the ground connection can be performed by commoning to the terminal block with a ground foot.


For example, colored push-in type jumper bars are used with sensor terminal blocks.

Testing

Subject to changes. Please also observe the further product documentation!



Testing via testing tap (2009-182) (up to max. 42 V).



Testing via testing tap (2009-174) (up to max. 42 V).


Application



Supply:

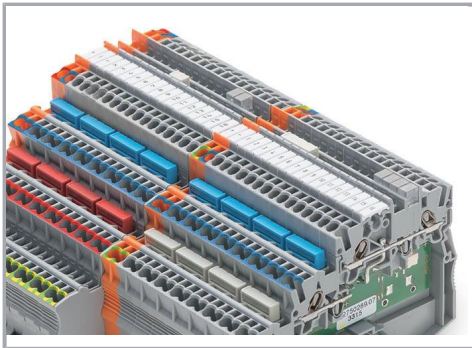
Orange supply terminal block of same profile with a power supply option from both the cabinet and sensor sides

Subject to changes. Please also observe the further product documentation!




Terminal block assembly with 4-conductor sensor terminal blocks and 3-conductor actuator terminal blocks

Marking



Marking:

3.5 mm WMB markers (793-35xx) from the top or the side – additional marking option via marker carrier



Marking:

Labeling via marking strips (2009-110) – from the top or the side.

Product family

TOPJOB® S

TOPJOB® S: In various industrial applications and modern building installations, WAGO's wide and versatile range of rail-mount terminal blocks provides more than just reliable electrical connections.

[Show all products from the family](#)

Subject to changes. Please also observe the further product documentation!