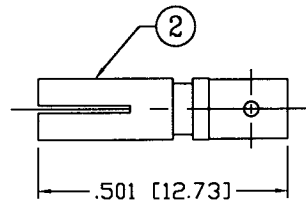
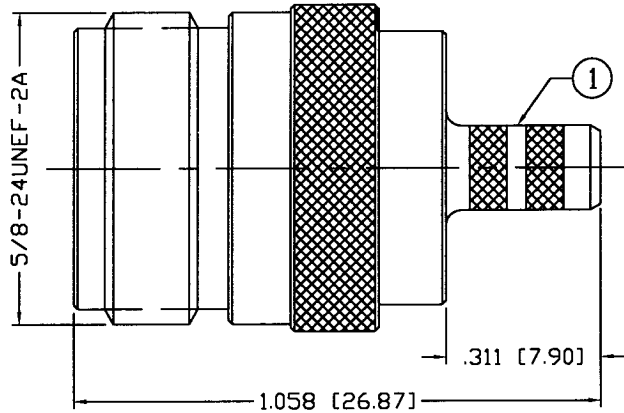


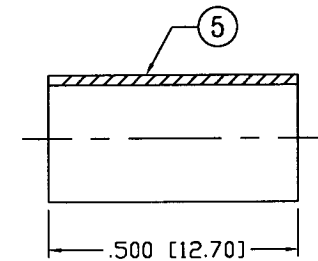
THIS DRAWING CONTAINS INFORMATION PROPRIETARY TO RF INDUSTRIES.
 ANY UNAUTHORIZED USE OF THIS DRAWING IS EXPRESSLY PROHIBITED
 WITHOUT WRITTEN PERMISSION FROM RF INDUSTRIES.
 ANY VIOLATION IS PUNISHABLE UNDER U.S. COPYRIGHT LAWS.

ALL DIMENSIONS ARE REFERENCE ONLY

PART NO. RFN-1027-N				
REV	DESCRIPTION	DWN	DATE	APPROVED
-	ENGINEERING RELEASE	CZS	11/19/03	JDMc



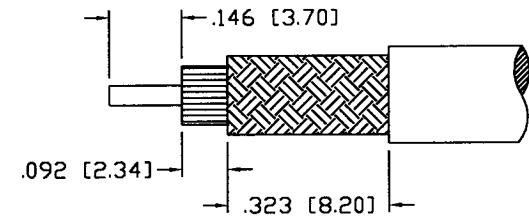
RECOMMENDED CRIMP DIE: .100



RECOMMENDED CRIMP DIE: .213

SPECIFICATIONS:

IMPEDANCE: 50 Ohms
 FREQUENCY RANGE: 0-11 GHz
 VSWR: 1.3 Max. @ 9 GHz
 INSERTION LOSS: .06 dB Max. X \sqrt{fGHz}
 WORKING VOLTAGE: 1k V rms @ sea level
 TEMPERATURE RANGE: -65°C TO 165°C
 INSULATION RESISTANCE: 5k M Ohms min.
 FOR RG-58, 58A, 58C, 141, 141A, BELDEN 8240, 9907
 8259, 8262, 9201, 9203, 9310, 9311 & COMM/SCOPE 0268



RECOMMENDED STRIPING DIMENSIONS

1	BODY	1	BRASS	NICKEL, 100 μ "	000486	DRAWN C. ZUNIGA 11/19/03 CHECKED <i>[Signature]</i> 11/19/03 ORJ DRAWN C. ZUNIGA 11/19/03
2	CONTACT	1	BRASS	GOLD, 3 μ "		
3	INSULATOR	1	PTFE	---		
4	GROUND RING	1	BRASS	NICKEL, 100 μ "		
5	FERRULE	1	BRASS	NICKEL, 100 μ "		
6						
7						
8						
9						
10						
11						
12						
13						
14						
#	DESCRIPTION	QTY	MATERIAL	FINISH	APPROVALS	DATE

UNLESS OTHERWISE SPECIFIED:

 DIMENSIONS ARE IN INCHES AND [MILLIMETERS]
 UNLESS OTHERWISE NOTED TOLERANCES ARE:
 DECIMALS DIAMETER

7610 MIRAMAR RD
 SAN DIEGO, CA 92126
 (858) 549-6340
 (858) 549-6345 FAX

RF connectors

DIVISION OF RF INDUSTRIES, LTD.

N JACK, CRIMP

SIZE A	CABLE GROUP C	DWG NO. RFN-1027-N	REV -
SCALE: NTS		CAD FILE OUTLINE	SHEET 1 OF 1