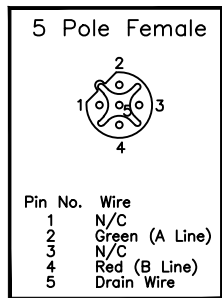
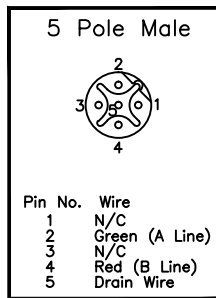


POL	MATERIAL NUMBER	ENGINEERING NUMBER	FINISHED LENGTH
5	1200980006	BB5S30PP4M010	3.28' +2.19" -0 [1.0M +55.6 -0]
5	1200980007	BB5S30PP4M020	6.56' +3.50" -0 [2.0M +88.9 -0]
5	1200980008	BB5S30PP4M030	9.84' +3.50" -0 [3.0M +88.9 -0]
5	1200980010	BB5S30PP4M050	16.40' +6.50" -0 [5.0M +165.1 -0]
5	1200980012	BB5S30PP4M080	26.25' +12.50" -0 [8.0M +317.5 -0]
5	1200980014	BB5S30PP4M100	32.81' +12.50" -0 [10.0M +317.5 -0]
5	1200980017	BB5S30PP4M200	65.62' +24.50" -0 [20.0M +622.3 -0]
5	1200980019	BB5S30PP4M300	98.43' +24.50" -0 [30.0M +622.3 -0]

Face View



Face View



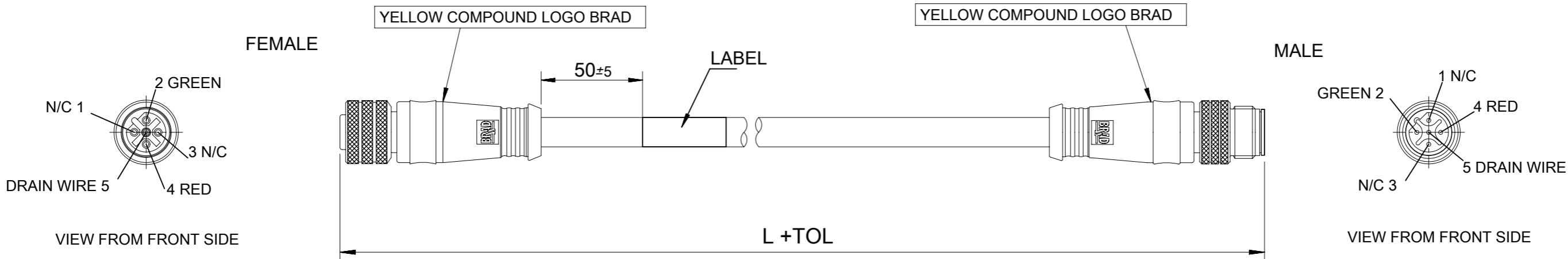
CONNECTOR SPECIFICATION:

VOLTAGE RATING	60V AC/DC
AMPERAGE RATING	4 AMPS
PROTECTION CLASS	IP67
OPERATING TEMPERATURE	STATIC: -40°C TO +80°C FLEXING: -20°C TO +80°C
UL CERTIFICATIONS	NOT APPLICABLE
CSA CERTIFICATIONS	NOT APPLICABLE

ITEM	COMPONENT	MATERIAL	FINISH
1	INSERT	POLYURETHANE (PUR)	BLACK
2	CONTACT MATERIAL	COPPER ALLOY	GOLD OVER NICKEL
3	COUPLING NUT	BRASS	NICKEL PLATED
4	OVERMOLD	TPU	YELLOW
5	CABLE 2x0.2 ² /24 AWG	JACKET: PUR	JACKET: VIOLET

DESCRIPTION EC NO: IPG2012-0445 DRWN: BBRAUCH 28.02.12 CHKD: REISSNER APPR: REISSNER 2010/01/28	QUALITY SYMBOLS ▽ = 0 ▽ = 0	GENERAL TOLERANCES (UNLESS SPECIFIED)	DIMENSION STYLE IN/MM	SCALE 2:1	DESIGN UNITS METRIC	THIRD ANGLE PROJECTION
		4 PLACES ± --- ± --- 3 PLACES ± --- ± --- 2 PLACES ± --- ± 0.1 1 PLACE ± 0.3 ± --- ANGULAR ± 1°	DRAWN BY BBRAUCH 2010/01/22	CHECKED BY NS 2010/01/26	APPROVED BY REISSNER 2010/01/28	CSE M12 5P BC FEMA STR PUR XM SHLD YL BRA AU M12 PROFIBUS CABLE
2	REV	DRAFT WHERE APPLICABLE MUST REMAIN WITHIN DIMENSIONS	SEE TABLE	MATERIAL NO.	DOCUMENT NO. SD-120098-030	SHEET NO. 1 OF 1
			SIZE A3	THIS DRAWING CONTAINS INFORMATION THAT IS PROPRIETARY TO MOLEX INCORPORATED AND SHOULD NOT BE USED WITHOUT WRITTEN PERMISSION		



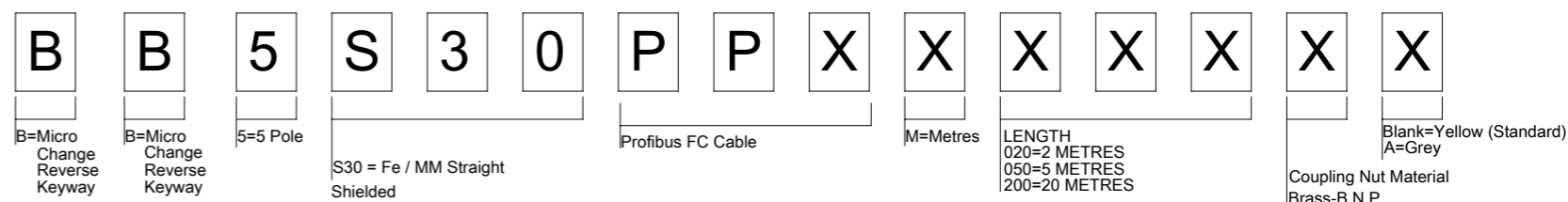


NOTE: DRAIN WIRE CONNECTED TO THE PIN 5 AND COUPLING NUT

MOLEX P/N	ENGINNERING No.:	L[mm]
1200980003	BB5S30PP4M002	200
1200980004	BB5S30PP4M003	300
1200980005	BB5S30PP4M006	600
1200980006	BB5S30PP4M010	1000
1200980007	BB5S30PP4M020	2000
1200980008	BB5S30PP4M030	3000
1200980009	BB5S30PP4M040	4000
1200980010	BB5S30PP4M050	5000
1200980011	BB5S30PP4M070	7000
1200980012	BB5S30PP4M080	8000
1200980013	BB5S30PP4M090	9000
1200980014	BB5S30PP4M100	10000
1200980015	BB5S30PP4M118	11800
1200980017	BB5S30PP4M200	20000
1200980018	BB5S30PP4M243	24300
1200980143	BB5S30PP4M005	500
1200980144	BB5S30PP4M009	900
1200980146	BB5S30PP4M007	700
1200980147	BB5S30PP4M120	12000
1200980148	BB5S30PP4M060	6000
1200980160	BB5S30PP4M150	15000
1200980171	BB5S30PP4M170	17000
1200980176	BB5S30PP4M190	19000
1200980178	BB5S30PP4M420	42000

LENGTH (mm):	TOLERANCE
To 3000 mm	-0/ +50 mm
From 3100 to 6000	-0/ +75 mm
More than 6000	-0/ +100 mm

PART No MATRIX



THIS DRAWING CONTAINS INFORMATION THAT IS PROPRIETARY TO MOLEX ELECTRONIC TECHNOLOGIES, LLC AND SHOULD NOT BE USED WITHOUT WRITTEN PERMISSION		CURRENT REV DESC: OBSOLETE PART NUMBER			
DIMENSION UNITS: mm SCALE: NTS GENERAL TOLERANCES (UNLESS SPECIFIED): 4 PLACES ± MM INCH 3 PLACES ± 2 PLACES ± 1 PLACE ± 0 PLACES ± ANGULAR TOL ± °		EC NO: 638770 DRWN: RPRABHUM 2020/03/31 CHK'D: GGA 2020/07/21 APPR: GGA 2020/07/21			
DRAFT WHERE APPLICABLE MUST REMAIN WITHIN DIMENSIONS		THIRD ANGLE PROJECTION		PRODUCT CUSTOMER DRAWING DOCUMENT NUMBER: SD-120098-040 DOC TYPE: PSD DOC PART: 001 REVISION: A2	
MATERIAL NUMBER: 120098		CUSTOMER: GENERAL MARKET		SHEET NUMBER: 1 OF 1	