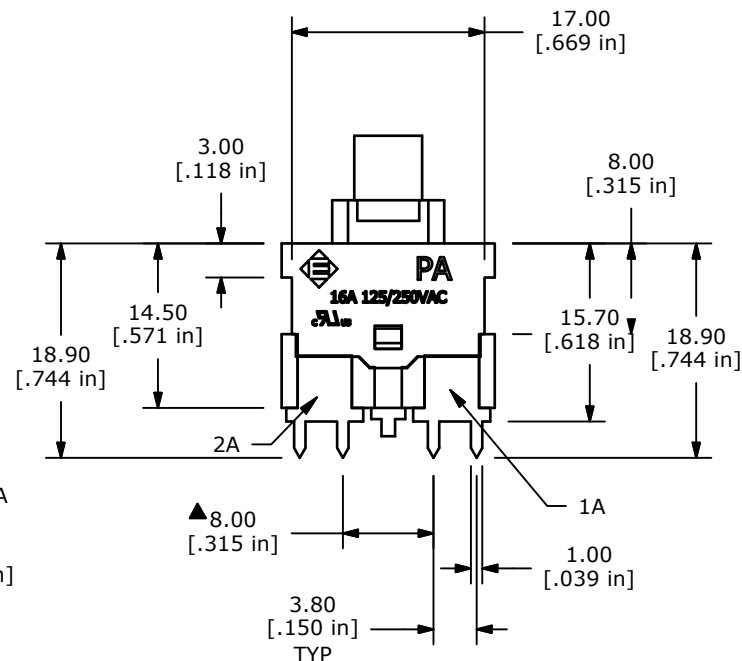
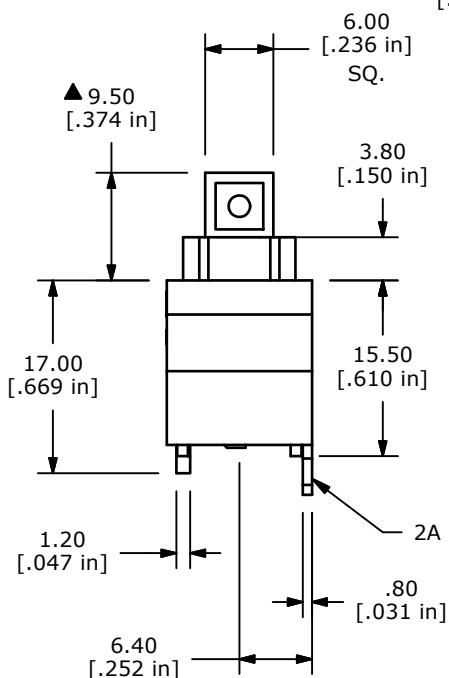
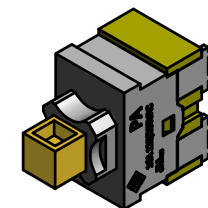
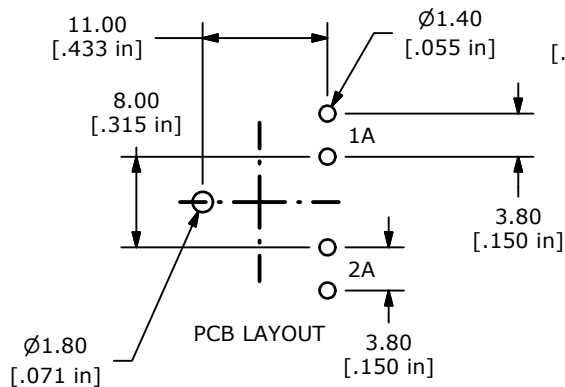


▲ SPST
OFF - ON
SCHEMATIC



NOTES:

1. ALL DIMENSIONS IN MM [INCH]
2. GENERAL TOLERANCE: X.X=± 0.4
X.XX=± 0.25
3. ELECTRICAL LIFE: 6,000 [cURus]
10,000 [VDE]
4. CONTACT RESISTANCE: 20 mΩ MAX. INITIAL
5. INSULATION RESISTANCE: 100 MΩ AT 500VDC
6. OPERATING TEMPERATURE: -20°C TO +65°C [cURus]
-20°C TO +125°C [VDE]
7. CONTACT RATING: 16A, 125VAC-250VAC, [cURus]
16(8)A, 250VAC, 1E4 T125/55[VDE]
8. DIELECTRIC STRENGTH: 1000V FOR 1 MINUTE
9. ACTUATION FORCE: 500 +/- 200 g
10. TRAVEL:
TO LOCK POSITION: 3.0mm
FULL TRAVEL: 5.0mm
11. ▲ DENOTES CRITICAL PARAMETER
12. 2002/95/EC (RoHS) COMPLIANT.



TITLE PA5F31J

C	21532	Housing change to locking tab	7/25/14	rc
REV	PCR NO	DESCRIPTION	DATE	BY

SCALE	DATE	DR	DWG	REV
1.5	7/25/2014	rc	14-PA5F31J	C

THE INFORMATION CONTAINED IN THIS DOCUMENT IS PROPRIETARY TO E-SWITCH AND IS NOT TO BE COPIED OR TRANSFERRED