

DRC23-64PAA ✓ ACTIVE

DEUTSCH | DEUTSCH DRC

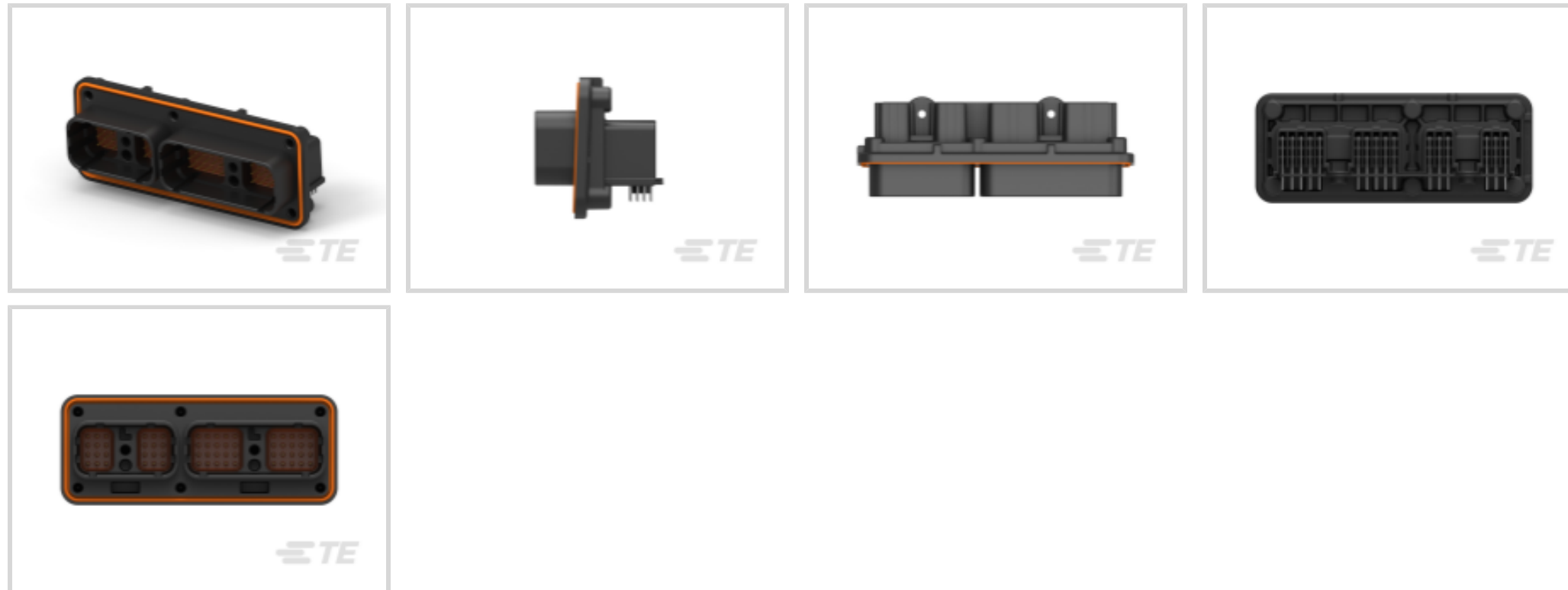
TE Internal #: DRC23-64PAA

PCB Mount Header, Right Angle, Wire-to-Board, 64 Position, 4.42 mm [.174 in] Centerline, Fully Shrouded, Gold, Through Hole - Solder, Sealable

[View on TE.com >](#)



Connectors > PCB Connectors > PCB Headers & Receptacles > DEUTSCH DRC Headers



Connector System: **Wire-to-Board**

Number of Positions: **64**

Centerline (Pitch): **4.42 mm [.174 in]**

Sealable: **Yes**

PCB Mount Orientation: **Right Angle**

[All DEUTSCH DRC Headers \(44\)](#)

Features

Product Type Features

Hybrid Header	No
Connector Shape	Rectangular
PCB Connector Assembly Type	PCB Mount Header
Header Type	Fully Shrouded
Connector System	Wire-to-Board
Sealable	Yes
Connector & Contact Terminates To	Wire & Cable

Configuration Features

Number of Sections	4
Number of Signal Positions	64
Number of Positions	64
PCB Mount Orientation	Right Angle
Number of Rows	4



Electrical Characteristics

Voltage Rating (Max)	250 VAC
Nominal Voltage Architecture	12 V, 24 V
Operating Voltage	250 VAC

Body Features

Primary Product Color	Black
Connector & Keying Code	AA

Contact Features

Contact Size	Size 20
Contact Type	Pin
Mating Pin Diameter	1.02 mm [.04 in]
Contact Mating Area Plating Material	Gold
Contact Current Rating (Max)	7.5 A

Termination Features

Termination Method to Printed Circuit Board	Through Hole - Solder
---	-----------------------

Mechanical Attachment

Mounting Holes	With
Mating Alignment Type	Keyed
Mating Retention	With
Mating Alignment	With
PCB Mount Alignment	With
Panel Mount Feature	With
PCB Mount Retention	With
PCB Mount Retention Type	Mounting Screw
Mating Retention Type	Locking Interface
Connector Mounting Type	Board Mount

Housing Features

Centerline (Pitch)	4.42 mm [.174 in]
--------------------	-------------------

Dimensions

Connector Length	45.34 mm [1.785 in]
Connector Width	149 mm [5.866 in]
PCB Thickness (Recommended)	.78 – 1.57 mm [.031 – .062 in]



Profile Height from PCB	38.1 mm[1.5 in]
-------------------------	-----------------

Usage Conditions

Operating Temperature (Max)	125 °C[257 °F]
Operating Temperature Range	-55 – 125 °C[-67 – 257 °F]

Operation/Application

Shielded	No
Circuit Application	Power & Signal

Industry Standards

Degree of Protection	Not Tested
UL Rating	Recognized
UL Flammability Rating	UL 94V-0

Packaging Features

Packaging Type	Box
Packaging Quantity	50

Other

Interface Number	DRC23-24PX, DRC23-40PX
------------------	------------------------

Product Compliance

[For compliance documentation, visit the product page on TE.com>](#)

EU RoHS Directive 2011/65/EU	Compliant
EU ELV Directive 2000/53/EC	Compliant
China RoHS 2 Directive MIIT Order No 32, 2016	No Restricted Materials Above Threshold
EU REACH Regulation (EC) No. 1907/2006	Current ECHA Candidate List: JAN 2023 (233) Candidate List Declared Against: JAN 2023 (233) SVHC > Threshold: Octamethylcyclotetrasiloxane (D4) (.4% in Component Part) Article Safe Usage Statements: Wash thoroughly after handling. Recycle if possible and dispose of the article by following all applicable governmental regulations relevant to your geographic location.
Halogen Content	Not Low Halogen - contains Br or Cl > 900 ppm.
Solder Process Capability	Not reviewed for solder process capability

Product Compliance Disclaimer



This information is provided based on reasonable inquiry of our suppliers and represents our current actual knowledge based on the information they provided. This information is subject to change. The part numbers that TE has identified as EU RoHS compliant have a maximum concentration of 0.1% by weight in homogenous materials for lead, hexavalent chromium, mercury, PBB, PBDE, DBP, BBP, DEHP, DIBP, and 0.01% for cadmium, or qualify for an exemption to these limits as defined in the Annexes of Directive 2011/65/EU (RoHS2). Finished electrical and electronic equipment products will be CE marked as required by Directive 2011/65/EU. Components may not be CE marked. Additionally, the part numbers that TE has identified as EU ELV compliant have a maximum concentration of 0.1% by weight in homogenous materials for lead, hexavalent chromium, and mercury, and 0.01% for cadmium, or qualify for an exemption to these limits as defined in the Annexes of Directive 2000/53/EC (ELV). Regarding the REACH Regulation, the information TE provides on SVHC in articles for this part number is based on the latest European Chemicals Agency (ECHA) 'Guidance on requirements for substances in articles' posted at this URL: <https://echa.europa.eu/guidance-documents/guidance-on-reach>

Compatible Parts

TE Part # CAT-D799-CH8172
DEUTSCH DRC Housings

TE Part # 0504-003-4001
DUST CAP, 40P, REC, BLK, DRC20

TE Part # 0515-013-4005
PROTECT CVR, 40P, REC, YEL, DRC20

TE Part # 0515-020-2405
PROTECT CVR, 24P, REC, YEL, DRC20

TE Part # DRC26-40SA-P019
PLG, 40P, BLK, N, ZINC CLIP, A

TE Part # DRC26-40SA-PL01
PLG, 40P, BLK, N, ROUTER CAP, SS CLIP, A

Also in the Series | DEUTSCH DRC

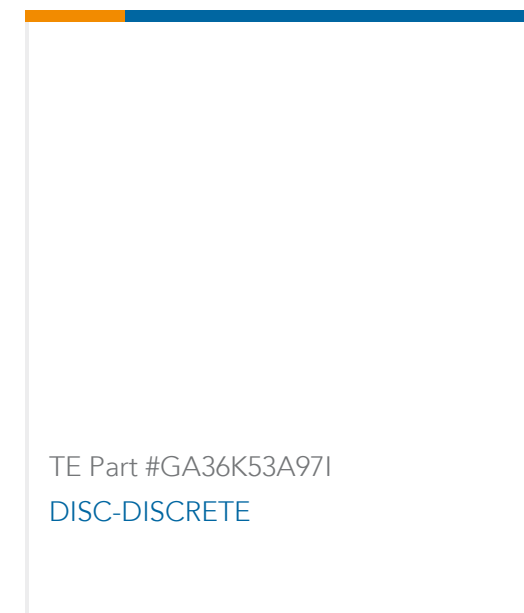

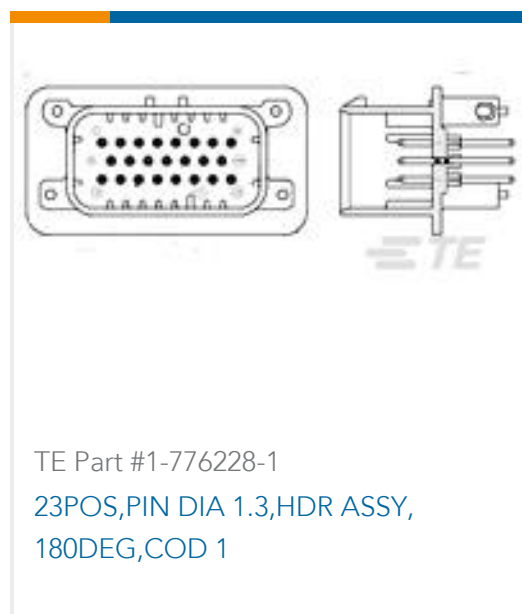
Automotive Connector Caps & Covers (9)

Automotive Housings(112)

Insertion & Extraction Tools(7)

PCB Headers & Receptacles(44)

Customers Also Bought



Documents

Product Drawings

HDR, 64P, BLK, RA, AU/NI/CU, AA

English

CAD Files

Customer View Model

[ENG_CVM_CVM_DRC23-64PAA_99.2d_dxf.zip](#)

English

3D PDF

3D

Customer View Model

[ENG_CVM_CVM_DRC23-64PAA_99.3d_igs.zip](#)

English

Customer View Model

[ENG_CVM_CVM_DRC23-64PAA_99.3d_stp.zip](#)

English

By downloading the CAD file I accept and agree to the [Terms and Conditions](#) of use.

Product Specifications

Product Specification

English

Agency Approvals

UL Report

English