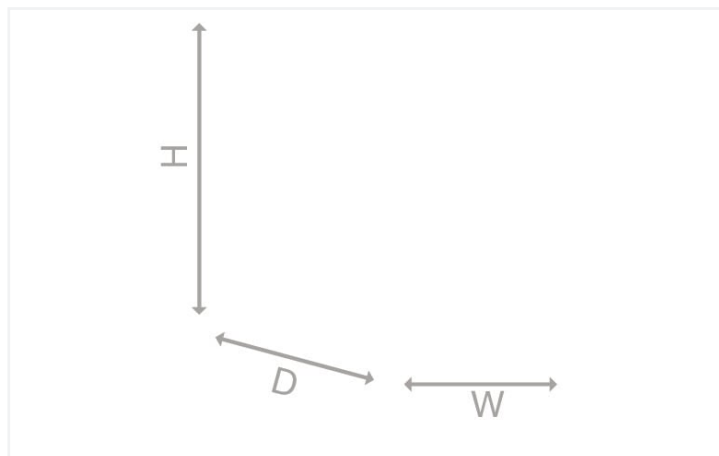
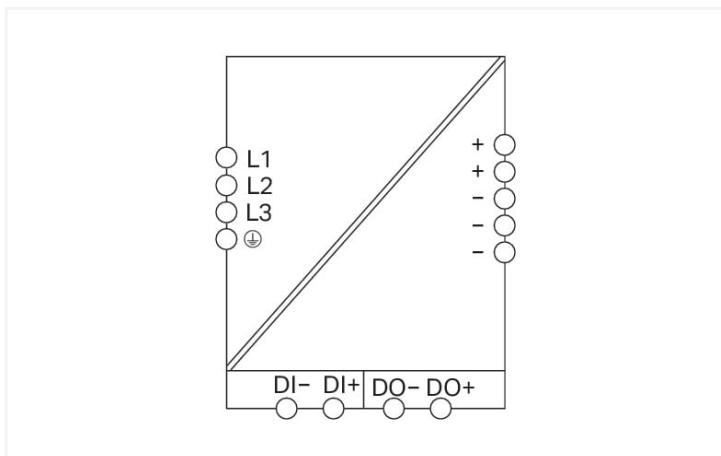


Data Sheet | Item Number: 2787-2348

Power supply; Pro 2; 3-phase; 24 VDC output voltage; 40 A output current; Top-Boost + PowerBoost; communication capability

<https://www.wago.com/2787-2348>



Features:

- Power supply with TopBoost, PowerBoost and configurable overload behavior
- Configurable digital signal input and output, optical status indication, function keys
- Communication interface for configuration and monitoring
- Optional connection to IO-Link, EtherNet/IP, Modbus TCP or Modbus RTU
- Suitable for both parallel and series operation
- Natural convection cooling when horizontally mounted
- Pluggable connection technology
- Electrically isolated output voltage (SELV/PELV) per EN 61010-2-201/UL 61010-2-201
- Marker slot for WAGO marking cards (WMB) and WAGO marking strips

Technical data

Input	
Phases	3
Nominal input voltage $U_{i,nom}$	3 x AC 400 ... 500 V (Connection without neutral conductor)
Input voltage range	3 x AC 340 ... 550 V
Nominal mains frequency range	50 ... 60 Hz
Input current I_i	$\leq 3 \times 1.7 \text{ A}$ (400 VAC; 24 VDC / 40 A)
Inrush current	$\leq 15 \text{ A}$ (after 1 ms)
Power factor correction (PFC)	active
Mains failure hold-up time	$\geq 20 \text{ ms}$ (3 x 400 VAC)

Output	
Nominal output voltage $U_{o,nom}$	DC 24 V (SELV)
Output voltage range	DC 24 ... 28 V (adjustable)
Default setting	DC 24 V
Nominal output current $I_{o,nom}$	40 A (24 VDC)
Nominal output power	960 W
Deviation	$\leq 1 \%$
Residual ripple	$\leq 70 \text{ mV}$ (Peak-to-peak)
Current limitation	$1.1 \times I_{o,nom}$ (typ.)
Overload behavior	TopBoost/PowerBoost/Time-limited constant current mode (other overload behaviors can be set)

Output

PowerBoost	DC 60 A (5 s)
TopBoost	up to 600 %

Signaling and Communication

Signaling	Optical status indication (DC OK; load; warning and error states) Digital signal input and output (DI/DO)
Communication	USB (Communication Cable 750-923) Ethernet/IP (Communication Module 2789-9023) IO-Link (Communication Module 2789-9080) Modbus RTU (Communication Module 2789-9015) Modbus TCP (Communication Module 2789-9052)

Efficiency/power losses

Efficiency (typ.)	96.1 % (400 VAC; 40 A; 25 °C)
-------------------	-------------------------------

Circuit protection

Internal fuse	3 x T 3.2 A / 500 VAC
Backup fusing (required)	An external DC fuse is required for the DC input voltage.
Backup fusing (recommended)	3 x 16 A (for USA/Canada: 3 x 15 A)

Safety and protection

Isolation voltage (pri.-sec., AC)	3510 V
Isolation voltage (pri.-PE, AC)	2200 V
Isolation voltage (sec.-PE)	DC 0.5 kV
Isolation voltage (sec.-signal)	DC 0.5 kV
Protection class	I
Protection type	IP20; per EN 60529
Resistance to reverse feed	≤ DC 35 V
Overvoltage category	III (≤ 2000 m a.s.l.); II (> 2000 m a.s.l.)
Pollution degree	2
Transient suppression (primary)	Yes
Overvoltage protection; secondary	Internal protective circuit ≤ 35 VDC (in the event of a fault)
Short-circuit-protected	Yes
Open-circuit-proof	Yes
Parallel operation	Yes
Series operation	Yes
MTBF	> 800,000 h (per IEC 61709)

Connection data

Connection type 1	Input/signaling
Connection technology	CAGE CLAMP®
WAGO connector	WAGO 721 Series
Solid conductor	0.08 ... 2.5 mm ² / 28 ... 12 AWG
Fine-stranded conductor	0.08 ... 2.5 mm ² / 28 ... 12 AWG
Fine-stranded conductor; with insulated ferrule	0.25 ... 1.5 mm ² / 20 ... 16 AWG
Fine-stranded conductor; with uninsulated ferrule	0.25 ... 2.5 mm ² / 20 ... 14 AWG
Strip length	8 ... 9 mm / 0.31 ... 0.35 inches
Connection type 2	Output
Connection technology 2	Push-in CAGE CLAMP®
WAGO connector 2	WAGO 831 Series
Solid conductor 2	0.5 ... 10 mm ² / 20 ... 8 AWG
Fine-stranded conductor 2	0.5 ... 10 mm ² / 20 ... 8 AWG
Fine-stranded conductor; with insulated ferrule 2	0.5 ... 6 mm ²
Fine-stranded conductor; with uninsulated ferrule 2	0.5 ... 6 mm ²
Strip length 2	13 ... 15 mm / 0.51 ... 0.59 inches

Physical data

Width	120 mm / 4.724 inches
Height	130 mm / 5.118 inches
Depth from upper-edge of DIN-rail	130 mm / 5.118 inches
Note (dimensions)	Height without connector Height with connector: 169 mm

Mechanical Data

Mounting type	DIN-35 rail
---------------	-------------

Material Data

Fire load	0 MJ
Weight	2000 g

Environmental requirements

Ambient temperature (operation at U_N)	-25 ... +70 °C (Device starts at -40 °C (type-tested))
Surrounding air temperature (storage)	-40 ... +85 °C
Relative humidity	5 ... 96 % (no condensation permissible)
Derating	See instruction leaflet
Operating altitude (max.)	5000 m

Standards and specifications

Conformity marking	CE
Standards/specifications	EN 61010-1 EN 61010-2-201 EN 61204-3 UL 61010-1 UL 61010-2-201

Commercial data

ETIM 8.0	EC002540
ETIM 7.0	EC002540
PU (SPU)	1 pcs
Packaging type	Box
Country of origin	CN
GTIN	4055143907422
Customs tariff number	85044083900

Approvals / Certificates

General approvals



Approval	Standard	Certificate Name
UL Underwriters Laboratories Inc.	UL 61010-2-201	E255817

Approvals for hazardous areas



Approval	Standard	Certificate Name
UL Underwriters Laboratories Inc. (HAZARDOUS LOCA- TIONS)	UL 121201	A-E198726

Downloads

Environmental Product Compliance

Compliance Search

Environmental Product
Compliance 2787-2348





Documentation

Manual

Product Manual Power Supply; Pro 2; 3-phase; 24 VDC; 40 A	V 1.1.0 15.02.2022	pdf 8570.51 KB	
---	-----------------------	-------------------	---

Bid Text


2787-2348_EUSA	04.07.2019	docx 22.77 KB	
2787-2348_EUSA	04.07.2019	xml 7.95 KB	
ausschreiben.de 2787-2348			

Instruction Leaflet


WAGO Stromversor- gung Pro 2	V 1.1.0 26.04.2021	pdf 4610.56 KB	
---------------------------------	-----------------------	-------------------	---

CAD/CAE-Data

CAD data

2D/3D Models 2787-2348	
---------------------------	---

CAE data

EPLAN Data Portal 2787-2348	
ZUKEN Portal 2787-2348	


Engineering-Software

Software for Interface-Products

WAGO Interface Confi- guration Software G2 FULL	1.0.8.6 20.01.2022	exe 111289.67 KB	
WAGO Interface Confi- guration Software G2 SMALL	1.0.8.6 20.01.2022	exe 29307.84 KB	

Runtime Software

Firmware

2787-2348, Stromver- sorgung; Pro 2	V 010513 15.10.2021	zip 1087.29 KB	
--	------------------------	-------------------	---

1 Compatible Products

1.1 Optional Accessories

1.1.1 Cables and connectors

1.1.1.1 Communication cable



Item No.: 750-923/000-001

Configuration cable; USB connector;
Length: 5 m

1.1.2 Communication

1.1.2.1 Communication cable



Item No.: 750-923

Configuration cable; USB connector;
Length: 2.5 m

1.1.2.2 Communication module



Item No.: 2789-9023

Communication module; EtherNet/IP;
communication capability



Item No.: 2789-9080

Communication module; IO-Link; commu-
nication capability



Item No.: 2789-9015

Communication module; Modbus RTU;
RJ45; communication capability



Item No.: 2789-9052

Communication module; Modbus TCP;
communication capability

1.1.3 Marking

1.1.3.1 Marker



Item No.: 2009-115

WMB-Inline; for Smart Printer; 1500 pieces
on roll; stretchable 5 - 5.2 mm; plain; snap-
on type; white

1.1.3.2 Marker carrier



Item No.: 2789-1233

Marker carrier; for WMB or marking strips;
Length: 33 mm

1.1.3.3 Marking strip



Item No.: 2009-110

Marking strips; for Smart Printer; on reel;
not stretchable; plain; snap-on type; white

1.1.4 Tool

1.1.4.1 Operating tool



Item No.: 210-720

Operating tool; Blade: 3.5 x 0.5 mm; with a partially insulated shaft; multicoloured

Item No.: 210-721

Operating tool; Blade: 5.5 x 0.8 mm; with a partially insulated shaft; multicoloured