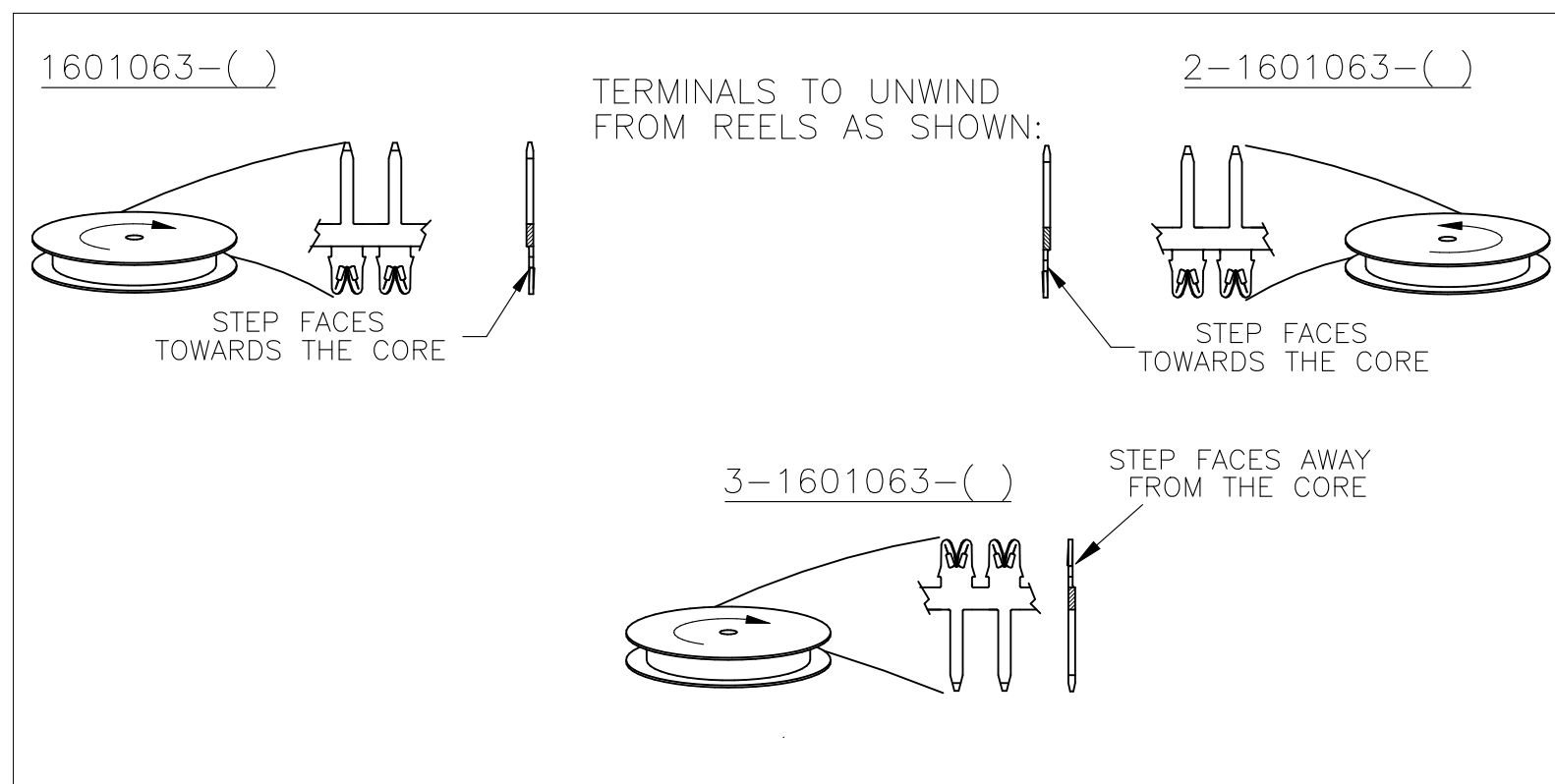
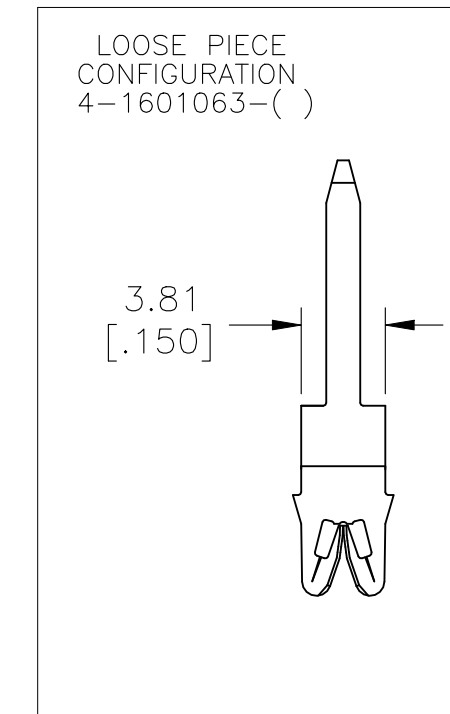
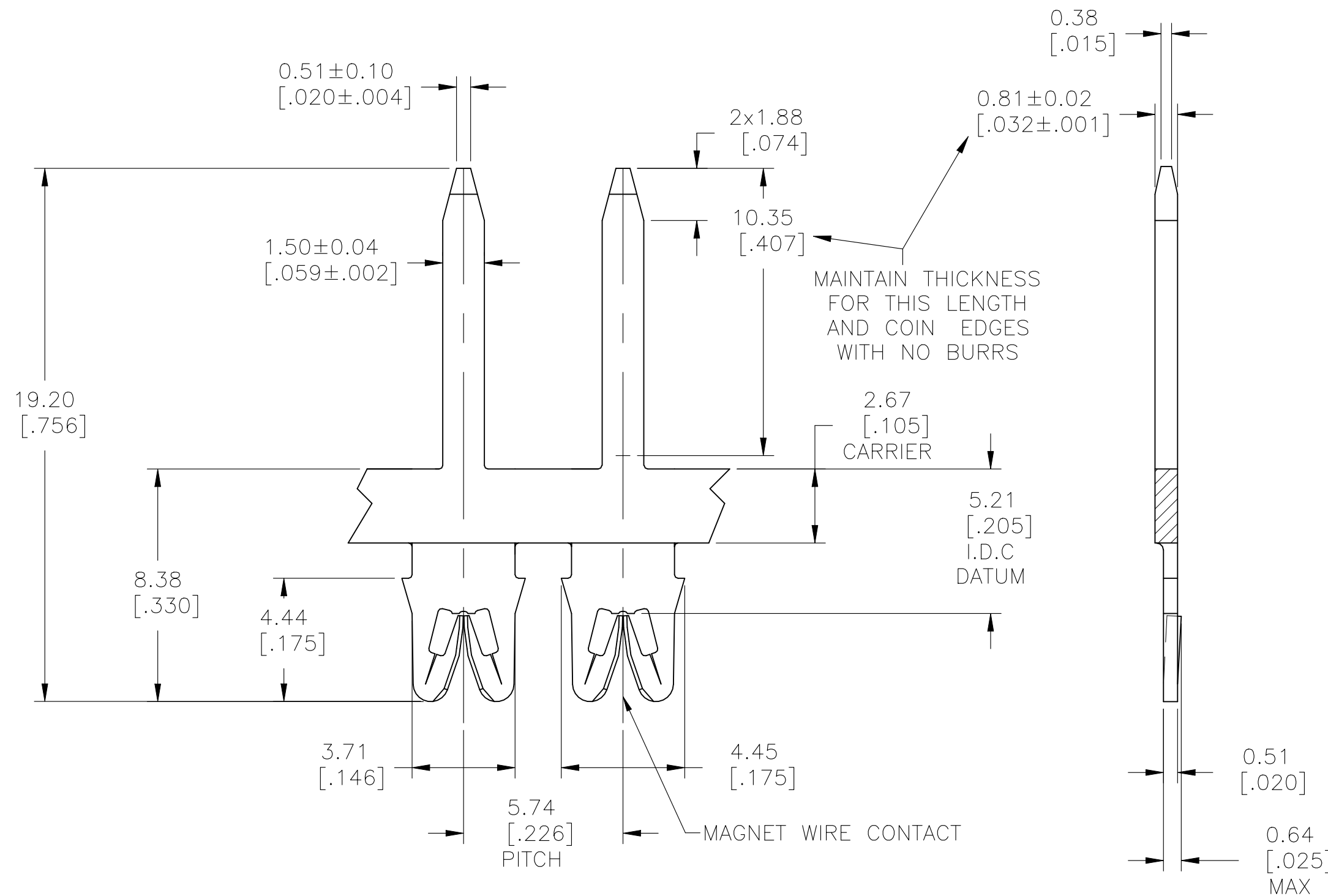


REVISIONS					
P	LTR	DESCRIPTION	DATE	DWN	APVD
E4		REVISED PER ECR-21-123682	14DEC2021	PC	KR

- 1 SPECIFICATIONS:
MAGNET WIRE #18- #34 AWG
1.02 mm(.040)- 0.16 mm(.006) DIA COPPER.
- 2 POCKET RECOMMENDATION: #1601431
- 3 TERMINAL APPLICATION TO COMPLY WITH TYCO ELECTRONICS SPECIFICATION 114-13166 FIGURE 10.
- 4 PRELIMINARY - NOT FOR PREPRODUCTION
- 5 OBSOLETE PARTS: OBSOLETE CIS STREAMLINING PER D.RENAUD/D.SINISI.
- 6 TWO(2) TERMINALS SHOWN FOR ILLUSTRATION PURPOSES ONLY.
- 7 PREPRODUCTION-FASR REQUIRED.



	POST TIN OVER NICKEL	-	3-1601063-4
	POST TIN PLATE	-	1601063-4
	PRE TIN PLATE	-	3-1601063-2
	POST TIN OVER NICKEL	-	4-1601063-3
	POST TIN OVER NICKEL	-	1601063-3
5	OBsolete	031-129-021	4-1601063-2
	PRE TIN PLATE	131-130-021	2-1601063-2
	PRE TIN PLATE	131-129-021	1601063-2
FINISH		REFERENCE PART NUMBER	TE PART NUMBER
THIS DRAWING IS A CONTROLLED DOCUMENT.			
DIMENSIONS: mm [INCHES] TOLERANCES UNLESS OTHERWISE SPECIFIED: 0 PLC ± - 1 PLC ± - 2 PLC ± 0.13[.005] 3 PLC ± - 4 PLC ± - ANGLES ± 2°		NAME: J.WELLER 11JAN2002 CHK: M.FEHER 11JAN2002 APVD: K.RANDOLPH 11JAN2002 PRODUCT SPEC: 108-2085 APPLICATION SPEC: 3	
MATERIAL: BRASS, 3/4 HARD	FINISH: SEE TABLE	WEIGHT: 0.000000	SCALE: 6:1
CUSTOMER DRAWING		CAGE CODE: A2 00779	DRAWING NO: C=1601063
		SHEET: 1 OF 1	REV: E4