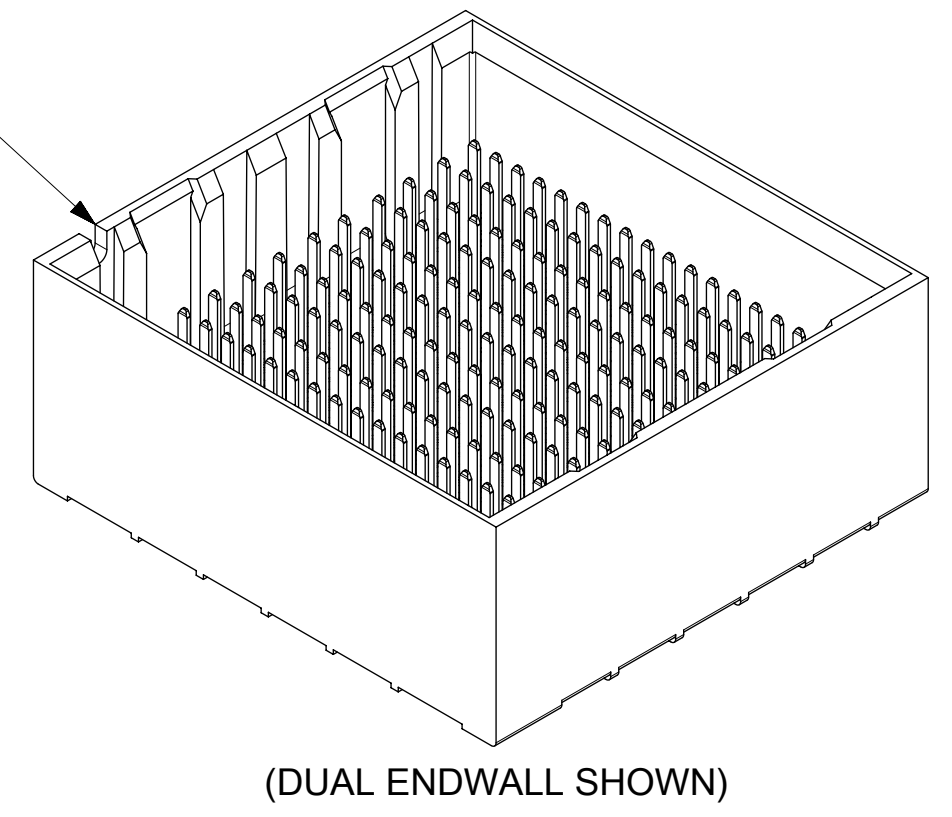


BACKPLANE HOLE PATTERN (CONNECTOR SIDE)

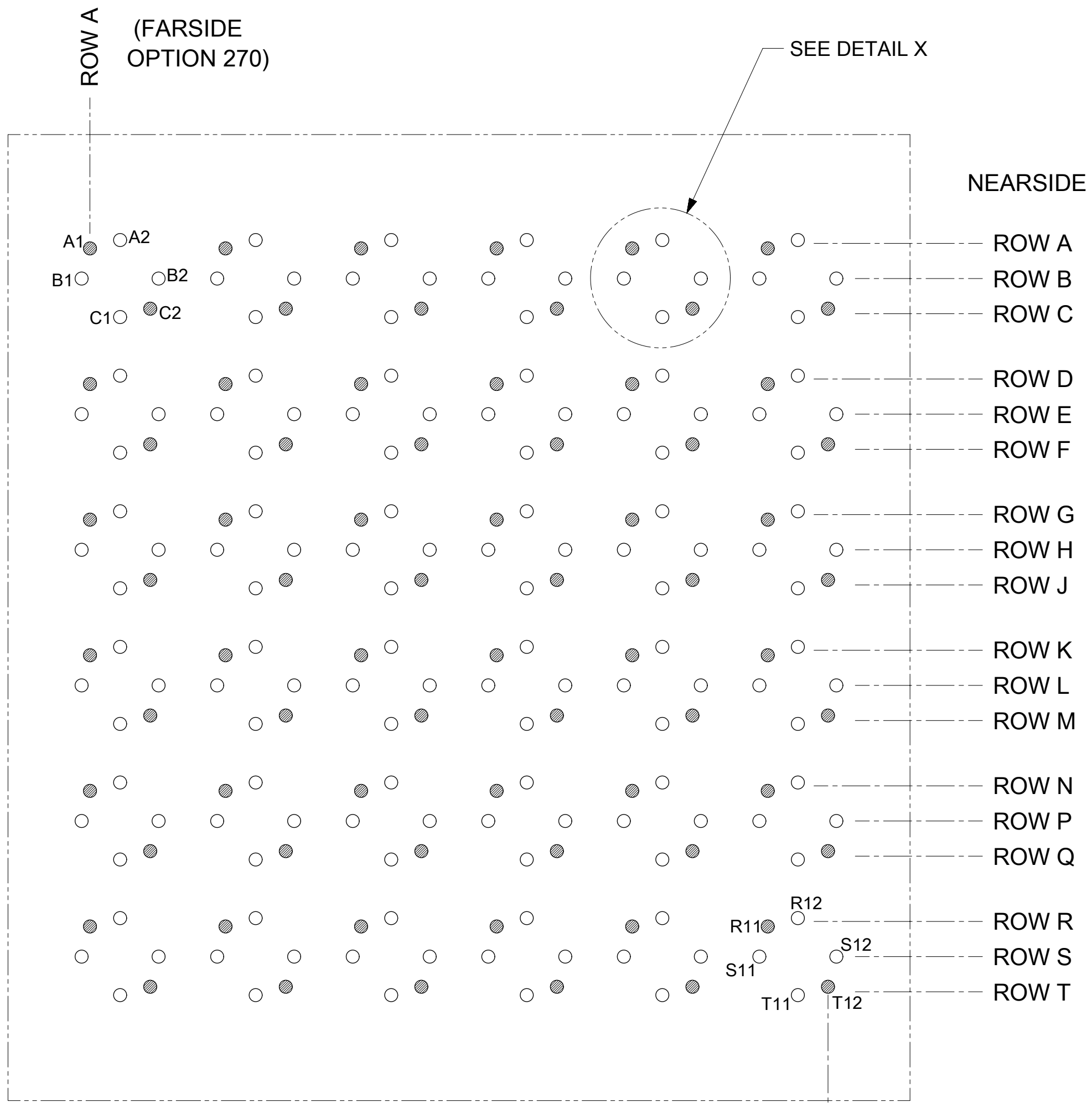
NOTCH DESIGNATES ROW A



(DUAL ENDWALL SHOWN)

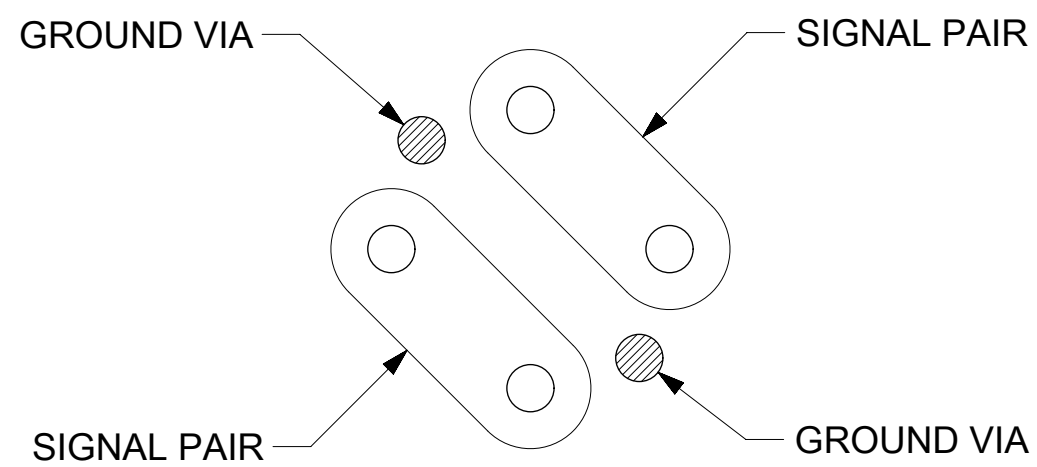
- NOTES:
- MATERIALS: HOUSING - LIQUID CRYSTAL POLYMER (LCP) GLASS-FILLED, UL94V-0
TERMINALS - HIGH PERFORMANCE COPPER ALLOY
 - FINISH: 30μ MIN. GOLD IN CONTACT AREA.
SELECTIVE TIN OR TIN-LEAD ON PCB TAILS.
NICKEL OVERALL.
 - REFER TO MOLEX PRODUCT SPECIFICATION PS-76060-999 FOR PERFORMANCE SPECIFICATIONS AND ADDITIONAL PCB INFORMATION.
 - THIS PART CONFORMS TO CLASS B REQUIREMENTS OF COSMETIC SPEC PS-45499-002.
 - PRODUCT IS PACKAGED PER PK-70873-7708.
 - SEE SHEETS 2 THRU 4 FOR PART NUMBERS AND ORTHOGONAL PIN MAPPING.
 - REFER TO MOLEX SALES DRAWING SD-76290-001 FOR THE MATING RECEPTACLES.
 - REFER TO MOLEX ROUTING GUIDE AS-76850-990 FOR ADDITIONAL PCB LAYOUT AND ROUTING RECOMMENDATIONS.
 - "THESE DIMENSIONS REPRESENT THE AREA NEEDED TO ACCOMODATE CONNECTOR INSERTION AND REPAIR ON THE PC BOARD. THIS DOES NOT REPRESENT THE ACTUAL PERIMETER OF THE CONNECTOR."

THIS DRAWING CONTAINS INFORMATION THAT IS PROPRIETARY TO MOLEX ELECTRONIC TECHNOLOGIES, LLC AND SHOULD NOT BE USED WITHOUT WRITTEN PERMISSION											
MIGRATED TO NX EC NO: 167486 DRWN: ABABU01 CHKD: CD REV / APPR: GGA	GENERAL TOLERANCES (UNLESS SPECIFIED)		DIMENSION UNITS	SCALE							
	ANGULAR TOL ± 0.5 °		MM	4:1							
	4 PLACES ±	DRWN BY	DATE		IMPACT 6 PAIR HEADER ORTHOGONAL ASSEMBLY UNGUIDED SALES DRAWING						
	3 PLACES ±	JLAURX	2009/04/20								
	2 PLACES ± 0.13	CHKD BY	DATE		PRODUCT CUSTOMER DRAWING						
1 PLACE ± 0.25	JMENDOZA	2010/01/13									
0 PLACES ±	APPR BY	DATE		SERIES: 76285 MATERIAL NUMBER: SEE CHART CUSTOMER: GENERAL MARKET							
DRAFT WHERE APPLICABLE MUST REMAIN WITHIN DIMENSIONS	JBINGHAM	2010/01/14									
F2	DRAWING SIZE	THIRD ANGLE PROJECTION		DOCUMENT NUMBER: SD-76285-001 DOC TYPE: PSD DOC PART: 001 SHEET NUMBER: 1 OF 4							
	C										



MIDPLANE PCB LAYOUT
SCALE 8:1

ROW A (FARSIDE OPTION 90)



DETAIL X
SCALE 16:1

MATERIAL NUMBER	# OF COLUMNS	# OF DIFF. PAIR	DIM. A	DIM. B	DIM. C
76285-*10*	10	60	20.1	18.10	18.50
76285-*12*	10	60	22.9	18.10	18.50
76285-*20*	12	72	24.2	22.15	22.55
76285-*22*	12	72	27.0	22.15	22.55

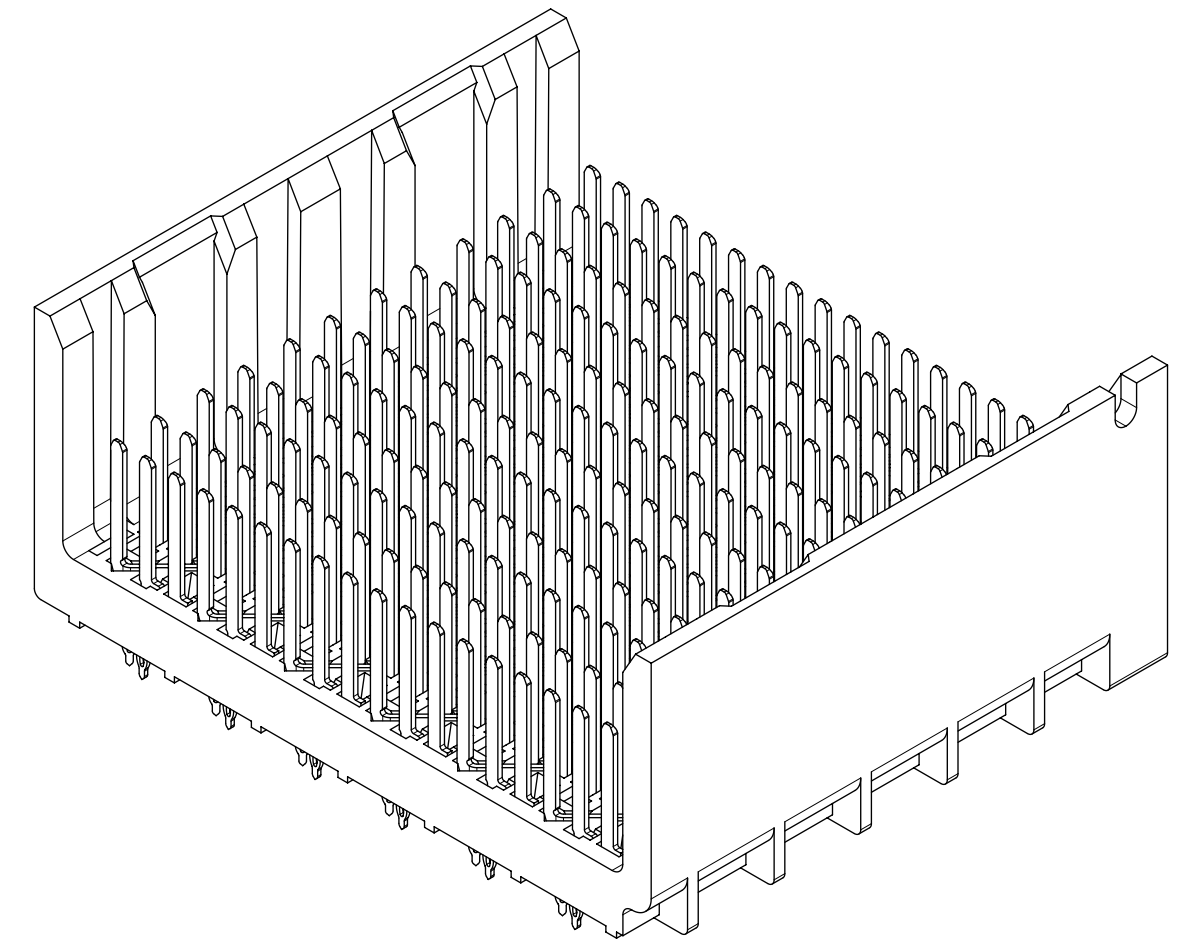
76285-****

MODULE & TAIL PLATING TYPE
 0 = UNGUIDED, TIN/LEAD
 1 = UNGUIDED, TIN

OF COLUMNS
 1 = 10 COLUMNS
 2 = 12 COLUMNS

PIN LENGTH (P)
 4 = 4.90 (0.46 PTH)
 5 = 5.50 (0.46 PTH)
 7 = 4.90 (0.39 PTH)
 8 = 5.50 (0.39 PTH)

ENDWALL OPTIONS
 0 = OPEN ENDS
 2 = DUAL ENDWALL



OPEN END OPTION

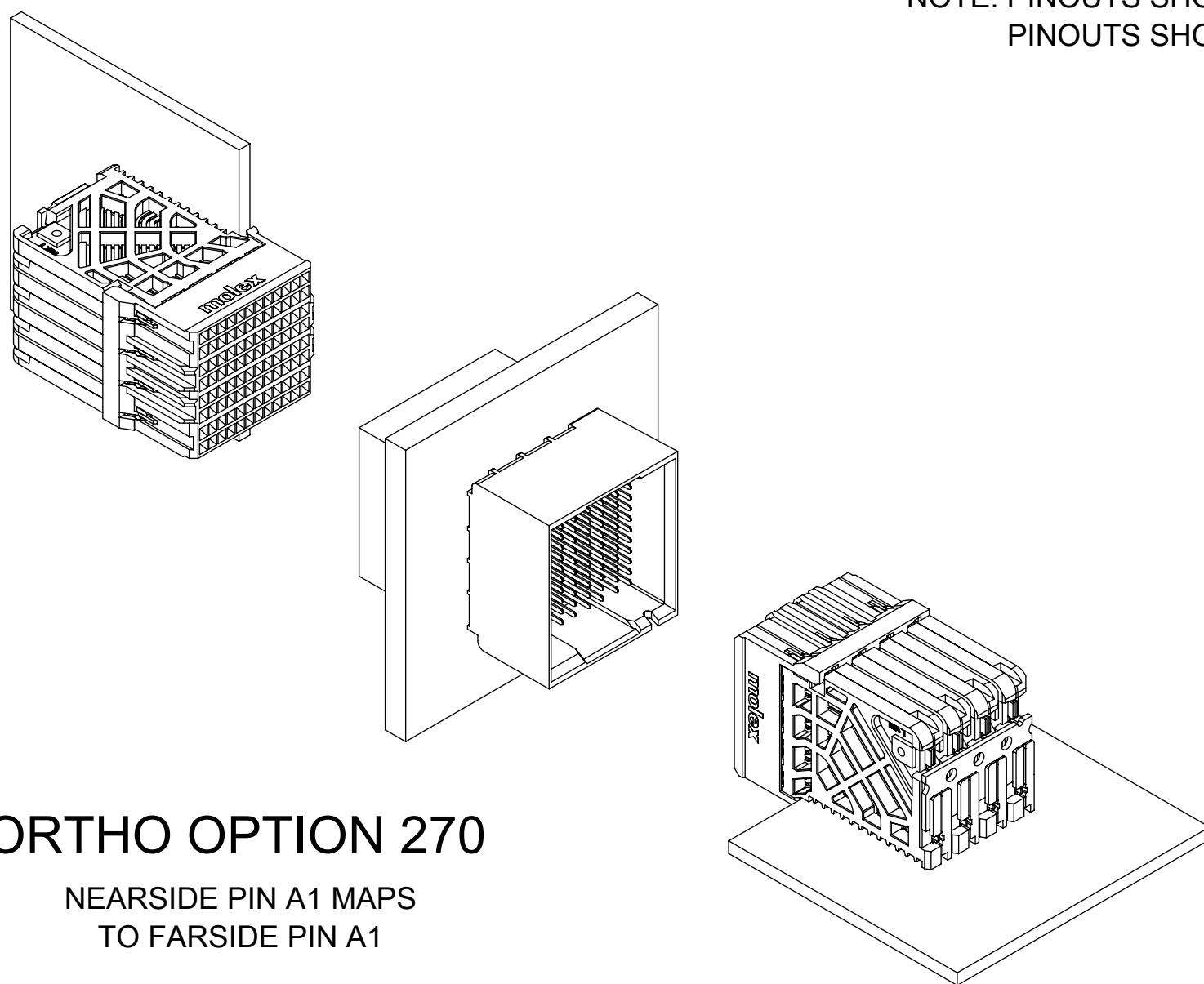
THIS DRAWING CONTAINS INFORMATION THAT IS PROPRIETARY TO MOLEX ELECTRONIC TECHNOLOGIES, LLC AND SHOULD NOT BE USED WITHOUT WRITTEN PERMISSION													
MIGRATED TO NX EC NO: 167486 DRWN: ABABU01 CHKD: CD REV / APPR: GGA	2017/10/31		2017/10/31		2017/11/02		GENERAL TOLERANCES (UNLESS SPECIFIED)		DIMENSION UNITS: MM		SCALE: 4:1		
	4 PLACES		±		ANGULAR TOL ± 0.5 °		DRWN BY: JLAURX		DATE: 2009/04/20		<p>IMPACT 6 PAIR HEADER ORTHOGONAL ASSEMBLY UNGUIDED SALES DRAWING</p>		
	3 PLACES		±		1 PLACE		CHKD BY: JMENDOZA		DATE: 2010/01/13				
	2 PLACES		± 0.13		0 PLACES		APPR BY: JBBINGHAM		DATE: 2010/01/14				
1 PLACE		± 0.25		DRAFT WHERE APPLICABLE MUST REMAIN WITHIN DIMENSIONS		DRAWING SIZE: C		THIRD ANGLE PROJECTION					
F2		REV		APPR		GGA		SERIES: 76285		MATERIAL NUMBER: SEE CHART		CUSTOMER: GENERAL MARKET	
RELEASE STATUS: P1		RELEASE DATE: 02.11.2017		08:14:59		DOCUMENT NUMBER: SD-76285-001		DOC TYPE: PSD		DOC PART: 001		SHEET NUMBER: 2 OF 4	

ORTHO PIN MAPPING

OPTION 270 (NEAR SIDE - FAR SIDE)

A1-A1	A2-B1	A3-D1	A4-E1	A5-G1	A6-H1	A7-K1	A8-L1	A9-N1	A10-P1	A11-R1	A12-S1
B1-A2	B2-C1	B3-D2	B4-F1	B5-G2	B6-J1	B7-K2	B8-M1	B9-N2	B10-Q1	B11-R2	B12-T1
C1-B2	C2-C2	C3-E2	C4-F2	C5-H2	C6-J2	C7-L2	C8-M2	C9-P2	C10-Q2	C11-S2	C12-T2
D1-A3	D2-B3	D3-D3	D4-E3	D5-G3	D6-H3	D7-K3	D8-L3	D9-N3	D10-P3	D11-R3	D12-S3
E1-A4	E2-C3	E3-D4	E4-F3	E5-G4	E6-J3	E7-K4	E8-M3	E9-N4	E10-Q3	E11-R4	E12-T3
F1-B4	F2-C4	F3-E4	F4-F4	F5-H4	F6-J4	F7-L4	F8-M4	F9-P4	F10-Q4	F11-S4	F12-T4
G1-A5	G2-B5	G3-D5	G4-E5	G5-G5	G6-H5	G7-K5	G8-L5	G9-N5	G10-P5	G11-R5	G12-S5
H1-A6	H2-C5	H3-D6	H4-F5	H5-G6	H6-J5	H7-K6	H8-M5	H9-N6	H10-Q5	H11-R6	H12-T5
J1-B6	J2-C6	J3-E6	J4-F6	J5-H6	J6-J6	J7-L6	J8-M6	J9-P6	J10-Q6	J11-S6	J12-T6
K1-A7	K2-B7	K3-D7	K4-E7	K5-G7	K6-H7	K7-K7	K8-L7	K9-N7	K10-P7	K11-R7	K12-S7
L1-A8	L2-C7	L3-D8	L4-F7	L5-G8	L6-J7	L7-K8	L8-M7	L9-N8	L10-Q7	L11-R8	L12-T7
M1-B8	M2-C8	M3-E8	M4-F8	M5-H8	M6-J8	M7-L8	M8-M8	M9-P8	M10-Q8	M11-S8	M12-T8
N1-A9	N2-B9	N3-D9	N4-E9	N5-G9	N6-H9	N7-K9	N8-L9	N9-N9	N10-P9	N11-R9	N12-S9
P1-A10	P2-C9	P3-D10	P4-F9	P5-G10	P6-J9	P7-K10	P8-M9	P9-N10	P10-Q9	P11-R10	P12-T9
Q1-B10	Q2-C10	Q3-E10	Q4-F10	Q5-H10	Q6-J10	Q7-L10	Q8-M10	Q9-P10	Q10-Q10	Q11-S10	Q12-T10
R1-A11	R2-B11	R3-D11	R4-E11	R5-G11	R6-H11	R7-K11	R8-L11	R9-N11	R10-P11	R11-R11	R12-S11
S1-A12	S2-C11	S3-D12	S4-F11	S5-G12	S6-J11	S7-K12	S8-M11	S9-N12	S10-Q11	S11-R12	S12-T11
T1-B12	T2-C12	T3-E12	T4-F12	T5-H12	T6-J12	T7-L12	T8-M12	T9-P12	T10-Q12	T11-S12	T12-T12

NOTE: PINOUTS SHOWN IN BALLOONS ARE GROUNDS.
PINOUTS SHOWN ARE FOR SQUARE (12 COLUMN) PATTERN ONLY.



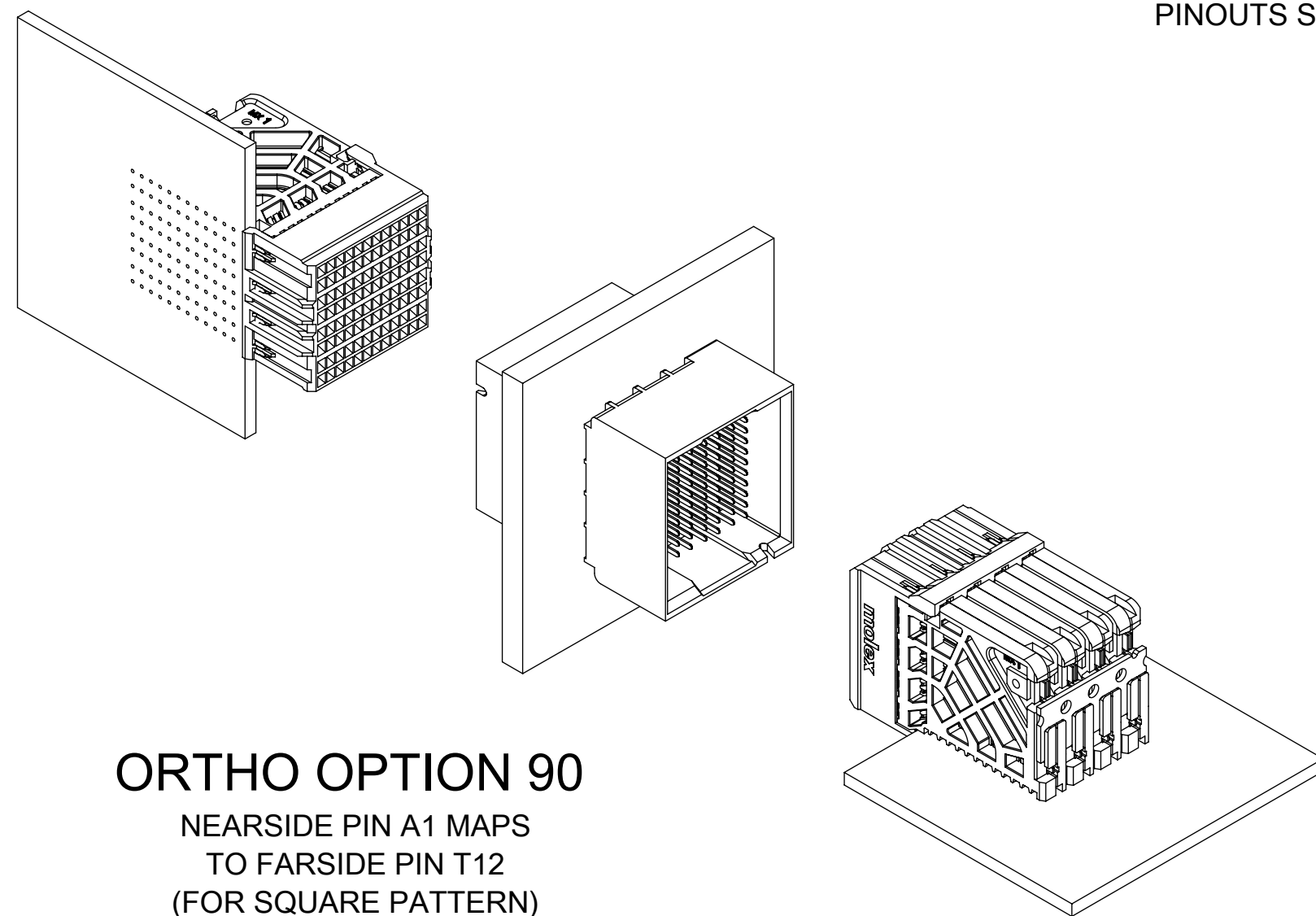
THIS DRAWING CONTAINS INFORMATION THAT IS PROPRIETARY TO MOLEX ELECTRONIC TECHNOLOGIES, LLC AND SHOULD NOT BE USED WITHOUT WRITTEN PERMISSION											
MIGRATED TO NX EC NO: 167486 DRWN: ABABU01 CHKD: CD REV / APPR: GGA	GENERAL TOLERANCES (UNLESS SPECIFIED)		DIMENSION UNITS	SCALE							
	ANGULAR TOL ± 0.5 °		MM	8:1							
	4 PLACES ±	DRWN BY		DATE		IMPACT 6 PAIR HEADER ORTHOGONAL ASSEMBLY UNGUIDED SALES DRAWING					
	3 PLACES ±	JLAURX		2009/04/20							
	2 PLACES ± 0.13	CHKD BY		DATE		PRODUCT CUSTOMER DRAWING					
1 PLACE ± 0.25	JMENDOZA		2010/01/13								
0 PLACES ±	APPR BY		DATE		SERIES MATERIAL NUMBER CUSTOMER 76285 SEE CHART GENERAL MARKET						
DRAFT WHERE APPLICABLE MUST REMAIN WITHIN DIMENSIONS		JBINGHAM		2010/01/14							
DRAWING SIZE		THIRD ANGLE PROJECTION		C		DOCUMENT NUMBER SD-76285-001 DOC TYPE PSD DOC PART 001 SHEET NUMBER 3 OF 4					

ORTHO PIN MAPPING

OPTION 90 (NEAR SIDE - FAR SIDE)

A1-T12	A2-S12	A3-Q12	A4-P12	A5-M12	A6-L12	A7-J12	A8-H12	A9-F12	A10-E12	A11-C12	A12-B12
B1-T11	B2-R12	B3-Q11	B4-N12	B5-M11	B6-K12	B7-J11	B8-G12	B9-F11	B10-D12	B11-C11	B12-A12
C1-S11	C2-R11	C3-P11	C4-N11	C5-L11	C6-K11	C7-H11	C8-G11	C9-E11	C10-D11	C11-B11	C12-A11
D1-T10	D2-S10	D3-Q10	D4-P10	D5-M10	D6-L10	D7-J10	D8-H10	D9-F10	D10-E10	D11-C10	D12-B10
E1-T9	E2-R10	E3-Q9	E4-N10	E5-M9	E6-K10	E7-J9	E8-G10	E9-F9	E10-D10	E11-C9	E12-A10
F1-S9	F2-R9	F3-P9	F4-N9	F5-L9	F6-K9	F7-H9	F8-G9	F9-E9	F10-D9	F11-B9	F12-A9
G1-T8	G2-S8	G3-Q8	G4-P8	G5-M8	G6-L8	G7-J8	G8-H8	G9-F8	G10-E8	G11-C8	G12-B8
H1-T7	H2-R8	H3-Q7	H4-N8	H5-M7	H6-K8	H7-J7	H8-G8	H9-F7	H10-D8	H11-C7	H12-A8
J1-S7	J2-R7	J3-P7	J4-N7	J5-L7	J6-K7	J7-H7	J8-G7	J9-E7	J10-D7	J11-B7	J12-A7
K1-T6	K2-S6	K3-Q6	K4-P6	K5-M6	K6-L6	K7-J6	K8-H6	K9-F6	K10-E6	K11-C6	K12-B6
L1-T5	L2-R6	L3-Q5	L4-N6	L5-M5	L6-K6	L7-J5	L8-G6	L9-F5	L10-D6	L11-C5	L12-A6
M1-S5	M2-R5	M3-P5	M4-N5	M5-L5	M6-K5	M7-H5	M8-G5	M9-E5	M10-D5	M11-B5	M12-A5
N1-T4	N2-S4	N3-Q4	N4-P4	N5-M4	N6-L4	N7-J4	N8-H4	N9-F4	N10-E4	N11-C4	N12-B4
P1-T3	P2-R4	P3-Q3	P4-N4	P5-M3	P6-K4	P7-J3	P8-G4	P9-F3	P10-D4	P11-C3	P12-A4
Q1-S3	Q2-R3	Q3-P3	Q4-N3	Q5-L3	Q6-K3	Q7-H3	Q8-G3	Q9-E3	Q10-D3	Q11-B3	Q12-A3
R1-T2	R2-S2	R3-Q2	R4-P2	R5-M2	R6-L2	R7-J2	R8-H2	R9-F2	R10-E2	R11-C2	R12-B2
S1-T1	S2-R2	S3-Q1	S4-N2	S5-M1	S6-K2	S7-J1	S8-G2	S9-F1	S10-D2	S11-C1	S12-A2
T1-S1	T2-R1	T3-P1	T4-N1	T5-L1	T6-K1	T7-H1	T8-G1	T9-E1	T10-D1	T11-B1	T12-A1

NOTE: PINOUTS SHOWN IN BALLOONS ARE GROUNDS.
PINOUTS SHOWN ARE FOR SQUARE (12 COLUMN) PATTERN ONLY.



ORTHO OPTION 90
NEAR SIDE PIN A1 MAPS
TO FAR SIDE PIN T12
(FOR SQUARE PATTERN)

THIS DRAWING CONTAINS INFORMATION THAT IS PROPRIETARY TO MOLEX ELECTRONIC TECHNOLOGIES, LLC AND SHOULD NOT BE USED WITHOUT WRITTEN PERMISSION

MIGRATED TO NX EC NO: 167486 DRWN: ABABU01 CHKD: CD REV / APPR: GGA	2017/10/31	2017/10/31	2017/11/02	GENERAL TOLERANCES (UNLESS SPECIFIED)	DIMENSION UNITS	SCALE	
				ANGULAR TOL ± 0.5 °	MM	4:1	
	4 PLACES	±		JLAURX	DATE	2009/04/20	
	3 PLACES	±		CHKD BY	DATE		
	2 PLACES	± 0.13		JMENDOZA	DATE	2010/01/13	
	1 PLACE	± 0.25		APPR BY	DATE		
	0 PLACES	±		JBINGHAM	DATE	2010/01/14	
DRAFT WHERE APPLICABLE MUST REMAIN WITHIN DIMENSIONS				DRAWING SIZE	THIRD ANGLE PROJECTION		SERIES
				C			MATERIAL NUMBER
							CUSTOMER
							76285
							SEE CHART
							GENERAL MARKET
							DOCUMENT NUMBER
							SD-76285-001
							DOC TYPE
							PSD
							DOC PART
							001
							SHEET NUMBER
							4 OF 4