

SBL60DC SERIES

SBL60D2-03
 SERVO BLDC MOTOR

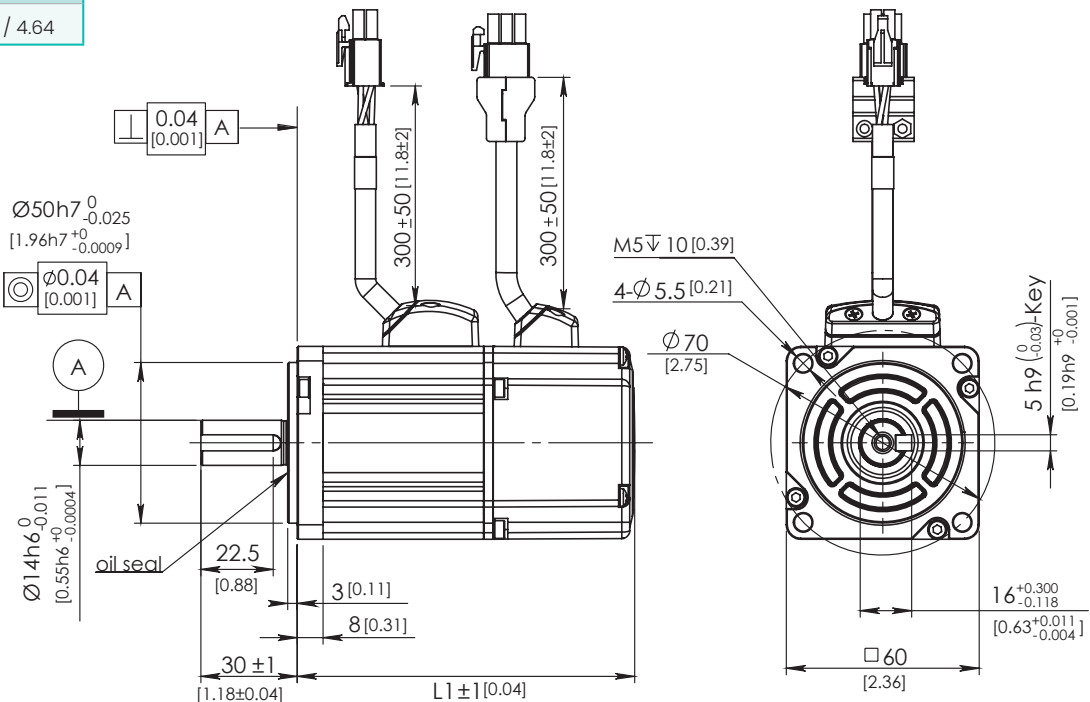


MOTOR SPECIFICATIONS

Frame Size	60 mm
Rated Voltage	48 VDC
Rated Output Power	400 W
Rated Speed	3,000 RPM
Max Speed	6,000 RPM
Rated Torque	1.27 Nm (179.8 oz-in)
Rated Current	12 A
Voltage Constant	6.3 V rms/ K rpm
Max Torque	3.4 Nm (481.4 oz-in)
Resistance	0.214 Ohm
Terminal Inductance	0.6 mH
Torque Constant	0.103 Nm/A
Rotor Inertia	272 g-cm ²
# of Poles	8
Encoder Type	Incremental
Encoder Resolution	2,500 CPR Incremental
IP Rating	IP65
Weight	1.4 kg (3.08 lbs)

SPECIFICATIONS (Unit: mm/in)

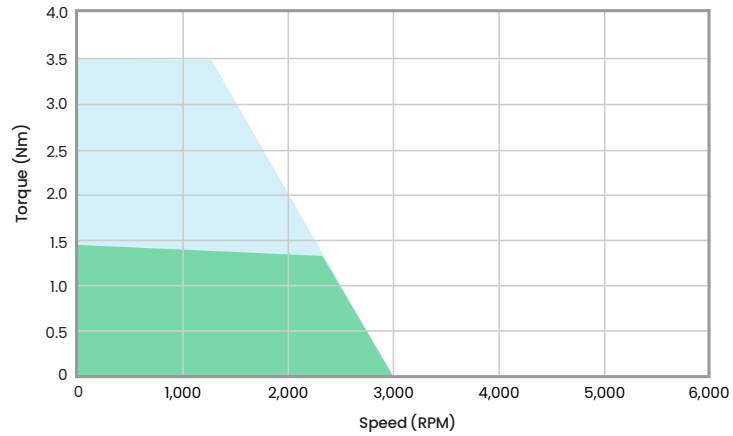
Without Brake	L1 (mm/in)
SBL60D2-03	118 / 4.64



TORQUE CURVES

SBL60D2-03 (400 Watts)
48 VDC - 12 Amps

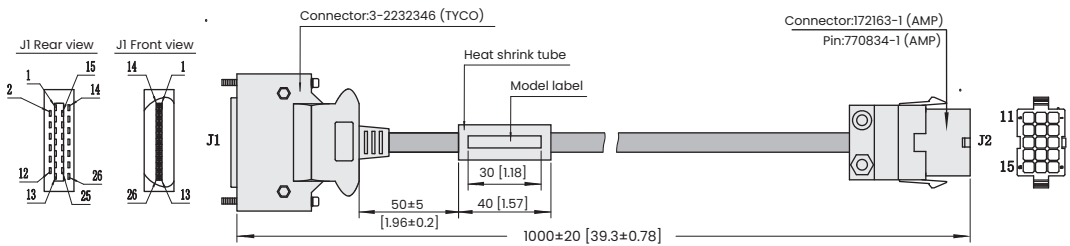
Note: The torque and maximum speed depend on the DC bus voltage. Please choose the proper supply voltage.



Max. Intermittent Torque
Max. Continuous Torque

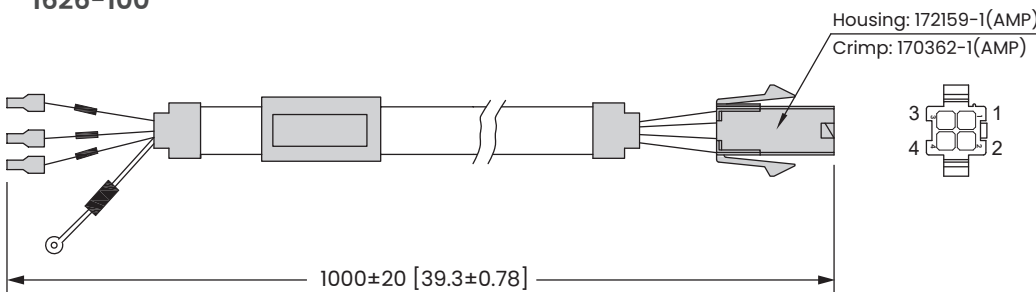
WIRE HARNESS

2624-100



PINOUT DIAGRAMS			
SIGNAL	J1 CON	COLOR	J2 CON
+5V	11	Red	1
GND	24	Black	2
U+	4	Brown	3
U-	6	Brown/Black	4
V+	17	Grey	5
V-	19	Grey/Black	6
W+	5	White	7
W-	7	White/Black	8
A+	1	Blue/Black	9
A-	14	Blue	10
B+	2	Green	11
B-	15	Green/Black	12
Z+	3	Yellow	13
Z-	16	Yellow/Black	14
SHIELD			15

1626-100



Signal	Color	Connect to motor AMP172159-1
U	Red	1
V	Yellow	2
W	Blue	3
PE	Yellow/Green	4

Notes: Wire harness cable extensions (2624-100 and 1626-100) must be purchased separately.

Motion Control, Solved.

MOTOR ENGINEERING & MANUFACTURING



Optimized
For Your
Application



Quick
Prototype
Turnaround



Small Batch
to OEM Volume
Production



US Based
Support &
Manufacturing