

ACT20P ACT20P-CMT-30-AO-RC-S

Weidmüller Interface GmbH & Co. KG
 Klingenbergstraße 16
 D-32758 Detmold
 Germany
 Fon: +49 5231 14-0
 Fax: +49 5231 14-292083
 www.weidmueller.com



ACT20P: The flexible solution

- Precise and highly functional signal converters
- Simple configuration via display (Pro DCDC II), FDT/DTM software or DIP switch
- Release levers simplify handling
- More space in the control cabinet, from 12.5 mm wide for two channels

General ordering data

Type	ACT20P-CMT-30-AO-RC-S
Order No.	1510540000
Version	Current-measuring transducer, Limit value monitoring, Signal converter/isolator, Current monitoring, Analogue output, Screw connection, Input measurement range: configurable, 0... 20/25/30 A AC (RMS) or DC
GTIN (EAN)	4050118319590
Qty.	1 pc(s).

ACT20P
ACT20P-CMT-30-AO-RC-S

Weidmüller Interface GmbH & Co. KG
 Klingenbergstraße 16
 D-32758 Detmold
 Germany
 Fon: +49 5231 14-0
 Fax: +49 5231 14-292083
 www.weidmueller.com

Technical data
Dimensions and weights

Width	22.5 mm	Width (inches)	0.886 inch
Height	117.2 mm	Height (inches)	4.614 inch
Depth	113.6 mm	Depth (inches)	4.472 inch
Net weight	158 g		

Temperatures

Humidity	5...95 %, no condensation	Operating temperature, max.	60 °C
Operating temperature, min.	-25 °C	Storage temperature, max.	85 °C
Storage temperature, min.	-40 °C	Operating temperature	-25 °C...60 °C
Storage temperature	-40 °C...85 °C		

Probability of failure

MTTF	158 Years
------	-----------

Input

Number of inputs	1	Input signal	Current-carrying cable in feed-through hole, Diameter 10.5 mm
Input measurement range	configurable, 0...20/25/30 A AC (RMS) or DC	Input frequency	AC: 15...700 Hz (true root mean square), AC: 50 Hz (arithmetic average)

General data

Accuracy	< 0.75 % FSR	Configuration	DIP switch and potentiometer
Galvanic isolation	4-way isolator, between input/output/supply/relay	Mounting rail	TS 35
Power consumption, max.	2.2 W	Step response time	≤ 300 ms (RMS), ≤ 60 ms (AA)
Supply voltage	16,8 V...31,2 V	Temperature coefficient	typ. 0.04 % / K, max. 0.09 % / K

Insulation coordination

EMC standards	IEC 61326-1, IEC 61010-2-201	Galvanic isolation	4-way isolator, between input/output/supply/relay
Impulse withstand voltage	6.4 kV (1.2/50 μs)	Insulation voltage	4 kV _{eff} / 1 min.
Pollution severity	2	Rated voltage	300 V AC _{rms}
Surge voltage category	III	Test voltage	4 kV

Output (analogue)

Load resistance current	≤ 600 Ω	Load resistance voltage	≥ 10 kΩ
Output current	adjustable, 0...20 mA, 4...20 mA, -20...+20 mA	Output voltage	adjustable, 0...10 V, 2...10 V, 0...5 V, 1...5 V, -5...+5 V, -10...+10 V
Type (analogue output)	Voltage and current output (configurable)		

ACT20P
ACT20P-CMT-30-AO-RC-S

Weidmüller Interface GmbH & Co. KG
 Klingenbergstraße 16
 D-32758 Detmold
 Germany
 Fon: +49 5231 14-0
 Fax: +49 5231 14-292083
 www.weidmueller.com

Technical data**Output (digital)**

Alarm function	Surge current, Under-current, Alarm delay: 0... 10 s, Hysteresis 5% / 10%	Number of digital outputs	1
Type	Relay, 1 CO contact, normal / inverse adjustment	Max. switching voltage, DC	24 V
Max. switching voltage, AC	250 V	Rated switching current	6 A

Connection data

Type of connection	Screw connection	Tightening torque, min.	0.4 Nm
Tightening torque, max.	0.6 Nm	Clamping range, rated connection	1.5 mm ²
Clamping range, min.	0.5 mm ²	Clamping range, max.	2.5 mm ²
Wire connection cross section AWG, min.	AWG 30	Wire connection cross section AWG, max.	AWG 14

Classifications

ETIM 5.0	EC002048	ETIM 6.0	EC002475
eClass 6.2	27-21-09-02	eClass 7.1	27-21-09-02
eClass 8.1	27-21-09-02	eClass 9.0	27-21-09-02
eClass 9.1	27-21-01-23		

Approvals

Approvals



ROHS Conform

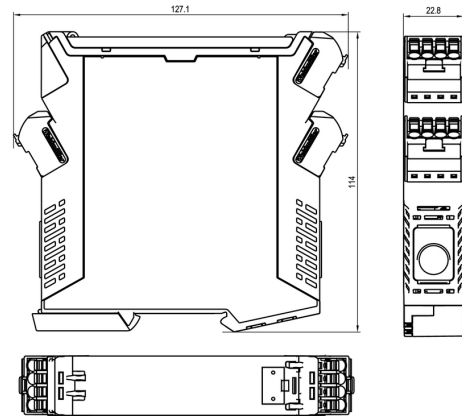
Downloads

Approval/Certificate/Document of Conformity	DNV GL certification Declaration of Conformity
Brochure/Catalogue	CAT 4.1 ELECTR 16/17 EN
Engineering Data	EPLAN, WSCAD
Engineering Data	STEP
Software	DIP switch configuration tool
User Documentation	Instruction sheet

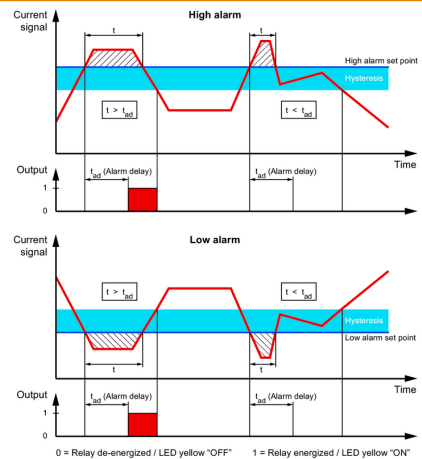
**ACT20P
ACT20P-CMT-30-AO-RC-S**

Weidmüller Interface GmbH & Co. KG
 Klingenbergstraße 16
 D-32758 Detmold
 Germany
 Fon: +49 5231 14-0
 Fax: +49 5231 14-292083
 www.weidmueller.com

Dimensioned drawing

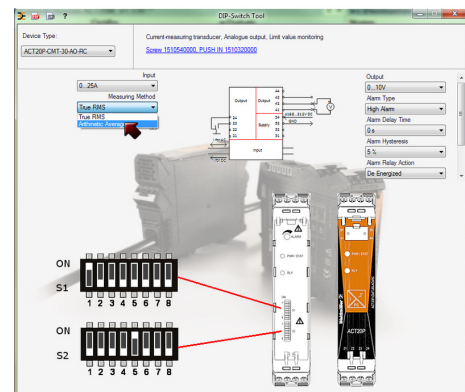


dimensions



Configuration

DIP switch S1		DIP switch S2	
Current input range	1 2 3 4 5 6 7 8	Output range	1 2 3 4 5 6 7 8
0...20 A	<input type="checkbox"/>	0...10 V	<input type="checkbox"/>
0...25 A	<input checked="" type="checkbox"/>	2...10 V	<input checked="" type="checkbox"/>
0...30 A	<input type="checkbox"/>	0...5 V	<input type="checkbox"/>
Measuring method	1 2 3 4 5 6 7 8	1...5 V	<input checked="" type="checkbox"/>
True RMS	<input type="checkbox"/>	-5...+5 V	<input checked="" type="checkbox"/>
Arithmetic average	<input checked="" type="checkbox"/>	-10...+10 V	<input type="checkbox"/>
Alarm delay time	1 2 3 4 5 6 7 8	0...20 mA	<input checked="" type="checkbox"/>
0 s	<input type="checkbox"/>	-20...+20 mA	<input checked="" type="checkbox"/>
2 s	<input type="checkbox"/>	Alarm relay action	1 2 3 4 5 6 7 8
5 s	<input checked="" type="checkbox"/>	Energized	<input type="checkbox"/>
10 s	<input type="checkbox"/>	De-energized	<input checked="" type="checkbox"/>
Measuring range monitoring	1 2 3 4 5 6 7 8	Alarm hysteresis	1 2 3 4 5 6 7 8
Yes	<input type="checkbox"/>	5 %	<input type="checkbox"/>
No	<input checked="" type="checkbox"/>	10 %	<input type="checkbox"/>
Output error action	1 2 3 4 5 6 7 8	Alarm type	1 2 3 4 5 6 7 8
Upscale	<input type="checkbox"/>	High alarm	<input type="checkbox"/>
Downscale	<input checked="" type="checkbox"/>	Low alarm	<input checked="" type="checkbox"/>
Transfer function	1 2 3 4 5 6 7 8		
Normal	<input type="checkbox"/>		
Inverse	<input checked="" type="checkbox"/>		



example for DIP switch setting (with ACT20 tool)

ACT20P
ACT20P-CMT-30-AO-RC-S

Weidmüller Interface GmbH & Co. KG
Klingenbergstraße 16
D-32758 Detmold
Germany
Fon: +49 5231 14-0
Fax: +49 5231 14-292083
www.weidmueller.com

Drawings

