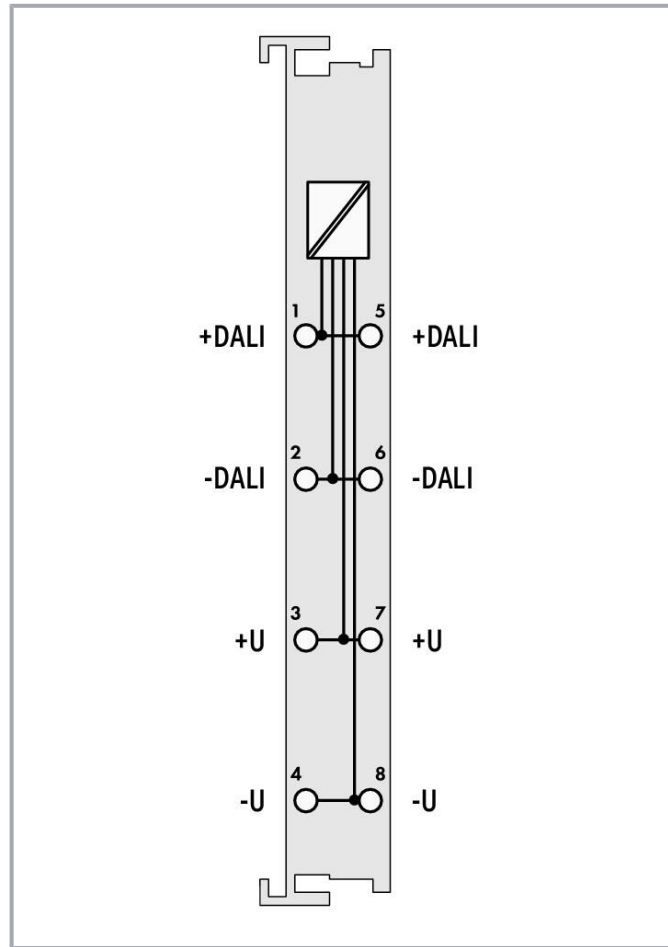
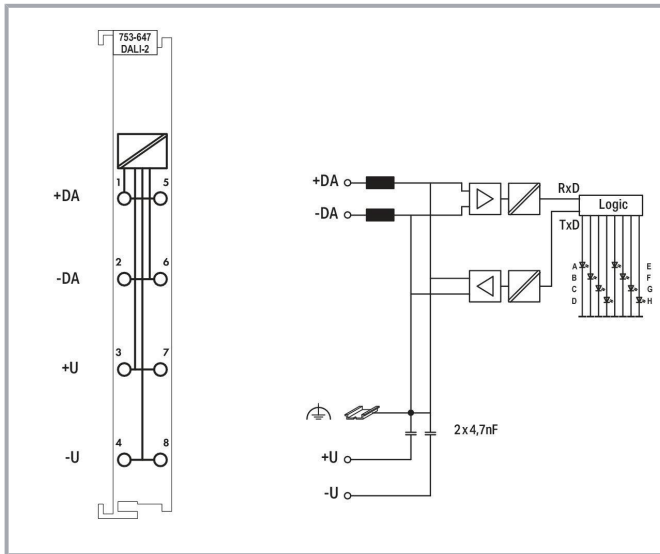


Subject to changes. Please also observe the further product documentation!

WAGO GmbH & Co. KG
Hansastr. 27
32423 Minden
Phone: +49571 887-0 | Fax: +49571 887-169
Email: info.de@wago.com | Web: www.wago.com

Do you have any questions about our products?
We are always happy to take your call at +49 (571) 887-44222.



Item description

The DALI Multi-Master (753-647) is certified according to the IEC 62386 DALI-2 standard. This manufacturer-independent protocol ensures the interoperability of DALI devices in lighting applications.

Just 12 mm wide, this module is used as a DALI interface in combination with WAGO's 750 Series Controllers and Modules (e.g., BACnet, KNX, EnOcean, LON®, Modbus®).

Each DALI Multi-Master supports 64 addresses for electronic control gears (ECGs) and 64 addresses for control devices (DALI multi sensors: Connection of max. 16 sensors recommended due to the cyclic transmission characteristics). Each DALI ECG can be assigned to 16 groups and 16 scenes. The DALI Multi-Master also offers 16 additional virtual groups on the DALI bus. Using the WAGO I/O System 750, DALI controllers can be seamlessly integrated into other building systems. Several DALI masters can connect to a single fieldbus node. The maximum number of modules that may be connected to a controller depends on the memory required by the application. The WAGO I/O-PRO (CODESYS V2.3) or *e!COCKPIT* (based on CODESYS V3) programming software is used as the programming software for the fieldbus nodes. WAGO provides a comprehensive IEC-61131-3 library of function blocks, simplifying the creation of complex lighting applications.

Alternatively, an "Easy Mode" allows lighting functions to be readily controlled without any complicated PLC programming. The comprehensive and easy-to-use WAGO DALI Configurator is available for commissioning and maintenance – it can either run as a stand-alone application or be called from the WAGO I/O-CHECK (CODESYS V2.3) or *e!COCKPIT* Software (based on CODESYS V3).

Subject to changes. Please also observe the further product documentation!

Two options are available to power to the DALI Multi-Master:

1. Via 753-620 DALI Multi-Master DC/DC Converter for powering a single module.
2. Via 787-2857 Power Supply for powering several 753-647 DALI Multi-Master Modules.

Data Notes

Note	The 753 Series Plug is included with delivery.
------	--

Technical data

Device specification	DALI-2 Specification: DIN IEC 62386 only in conjunction with 753-620 or 787-2857 Power Supplies
Device-specific	Current consumption from DALI bus with alternative supply via DALI bus: 10 mA
Topology	Number of control gears/control devices (DALI): 64 control gears + 64 control devices (addressable)
Transmission channel	1
Data width	24-byte data
Guaranteed supply current	200 mA
Supply current (max.)	250 mA
Power supply	DALI: 18 V (external)
Commissioning	via WAGO-I/O-CHECK
Supply voltage (system)	5 VDC; via data contacts
Current consumption (5 V system supply)	85 mA
Isolation	2100 VDC DALI bus/local bus
Indicators	LED (A-H) green/yellow/red: Easy Mode, TxD, Availability, 1- or 2-Button Operation, Full Mode, RxD, Power On, Latching Function

Connection data

Connection technology: inputs/outputs	8 x CAGE CLAMP®
Connection type 1	Inputs/Outputs
Solid conductor	0.08 ... 2.5 mm ² / 28 ... 14 AWG
Fine-stranded conductor	0.08 ... 2.5 mm ² / 28 ... 14 AWG
Strip length	9 ... 10 mm / 0.35 ... 0.39 inches

Subject to changes. Please also observe the further product documentation!



Physical data

Width	12 mm / 0.472 inches
Height	100 mm / 3.937 inches
Depth	69 mm / 2.717 inches
Depth from upper-edge of DIN-rail	61.8 mm / 2.433 inches

Mechanical Data

Mounting type	DIN-35 rail
Pluggable connector	Pluggable

Material Data

Housing material	Polycarbonate; polyamide 6.6
Fire load	1.046 MJ
Weight	61.4 g
Conformity marking	CE

Environmental requirements

Ambient temperature (operation)	0 ... +55 °C
Ambient temperature (storage)	-25 ... +85 °C
Protection type	IP20
Pollution degree	2 per IEC 61131-2
Operating altitude	0 ... 2000 m / 0 ... 6562 ft
Mounting position	horizontal (standing/lying); vertical
Relative humidity (without condensation)	95 %
Vibration resistance	4g per IEC 60068-2-6
Shock resistance	15g per IEC 60068-2-27
EMC immunity to interference	per EN 61000-6-2*, *only in connection with 753-620 DC/DC Converter or 787-1007 Power Supply
EMC emission of interference	per EN 61000-6-3*, *only in connection with 753-620 DC/DC Converter or 787-1007 Power Supply
Exposure to pollutants	Per IEC 60068-2-42 and IEC 60068-2-43
Permissible H ₂ S contaminant concentration at a relative humidity 75 %	10 ppm
Permissible SO ₂ contaminant concentration at a relative humidity 75 %	25 ppm

Subject to changes. Please also observe the further product documentation!

WAGO GmbH & Co. KG
 Hansastr. 27
 32423 Minden
 Phone: +49571 887-0 | Fax: +49571 887-169
 Email: info.de@wago.com | Web: www.wago.com

Do you have any questions about our products?
 We are always happy to take your call at +49 (571) 887-44222.



Commercial data

Product Group	15 (I/O System)
eCl@ss 10.0	27-24-26-08
eCl@ss 9.0	27-24-26-08
ETIM 8.0	EC001604
ETIM 7.0	EC001604
PU (SPU)	1 pcs
Packaging type	box
Country of origin	DE
GTIN	4050821475712
Customs tariff number	85389099990

Environmental Product Compliance

CAS-No.	1317-36-8 7439-92-1 79-94-7
REACH Candidate List Substance	2,2',6,6'-tetrabromo-4,4'-isopropylidenediphenol Lead Lead monoxide
RoHS Compliance Status	Compliant,With Exemption
RoHS Exemption	6(c) 7(a) 7(c)-I 7(c)-II
SCIP notification number (Austria)	213eb1c4-9ed7-4749-b22e-256a7bf968fb
SCIP notification number (Belgium)	2f382da1-a23d-4244-9e14-87624fb0f1fd
SCIP notification number (Bulgaria)	7c0c02d7-7667-43cd-9d52-56d5d772cb75
SCIP notification number (Czech Republic)	90479752-9e92-42b2-8a34-27a9419c6e5d
SCIP notification number (Denmark)	c78efd5c-36c2-4820-9e12-4c016b42179e
SCIP notification number (Finland)	bcdfe591-236b-46a9-ae06-835b9f6d9f8b
SCIP notification number (France)	c2299956-d5e5-49c7-8fff-96cdc1449b96
SCIP notification number (Germany)	2683dc8b-cc59-4163-a3cc-b2785f3aba7b
SCIP notification number (Hungary)	9cb78b3b-5d4c-4307-bcc1-559590473e9d
SCIP notification number (Italy)	0f8e04a5-59fe-4bd8-81a9-b5148e7a1726
SCIP notification number (Netherlands)	0be66433-cffe-4108-a84a-068c2f0da78e
SCIP notification number (Poland)	9fe97acd-0526-41e2-b85a-639c510dd358
SCIP notification number (Romania)	1e697fdd-545c-4b9b-b780-65bea0c2984d
SCIP notification number (Sweden)	0e952436-3ef8-4845-b68d-5663affeb2cc




Subject to changes. Please also observe the further product documentation!

WAGO GmbH & Co. KG
Hansastr. 27
32423 Minden
Phone: +49571 887-0 | Fax: +49571 887-169
Email: info.de@wago.com | Web: www.wago.com



Do you have any questions about our products?
We are always happy to take your call at +49 (571) 887-44222.

Approvals / Certificates




General approvals

Logo	Approval	Additional Approval Text	Certificate name
	EAC Brjansker Zertifizierungsstelle	TP TC 020/2011	EAC RU C-DE.AM02. B.00087 /19
	KC National Radio Research Agency	Article 58-2, Clause 3	MSIP-REM-W43-MSM750
	UL Underwriters Laboratories Inc. (ORDINARY LOCATIONS)	UL 508	E175199 Sec.1

Declarations of conformity and manufacturer's declarations

Logo	Approval	Additional Approval Text	Certificate name
	EU-Declaration of Conformity WAGO GmbH & Co. KG	-	-
	UK-Declaration of Conformity WAGO GmbH & Co. KG	-	-

Approvals for marine applications

Logo	Approval	Additional Approval Text	Certificate name
	ABS American Bureau of Shipping	-	22-2219060
	BSH Bundesamt fuer Seeschifffahrt und Hydrographie	-	1104
	DNV DNV GL SE	DNV-CG-0339, Aug. 2021	TAA0000194
	KR	-	KR HMB05880-

Subject to changes. Please also observe the further product documentation!

WAGO GmbH & Co. KG
Hansastr. 27
32423 Minden
Phone: +49571 887-0 | Fax: +49571 887-169
Email: info.de@wago.com | Web: www.wago.com

Do you have any questions about our products?
We are always happy to take your call at +49 (571) 887-44222.



Korean Register of Shipping

AC001



LR
Lloyds Register EMEA

-

LR22180952TA



PRS
Polski Rejestr Statków

-


TE/2236/880590
/19

RINA
RINA Germany GmbH

-

ELE343521XG001





Protocol and fieldbus specific certificates

Logo	Approval	Additional Approval Text	Certificate name
	DALI2 Digital Illumination Interface Alliance (DiiA)	-	DALI_2_ID2036

Optional accessories

Sensors

Sensor

	Item no.: 2851-8201 WAGO DALI Multi-Sensor Kit		www.wago.com/2851-8201
	Item no.: 2851-8202 DALI sensor coupler		www.wago.com/2851-8202
	Item no.: 2851-8302 DALI MSensor 02 5DPI 41W (Box installation)		www.wago.com/2851-8302
	Item no.: 2851-8301 DALI MSensor 02 5DPI 41rc (Ceiling Installation)		www.wago.com/2851-8301
	Item no.: 2851-8303 DALI MSensor 02 5DPI 41rs (Surface Installation)		www.wago.com/2851-8303

Power supplies

Supply module

Subject to changes. Please also observe the further product documentation!



Item no.: 753-620
DALI Multi-Master DC/DC Converter

www.wago.com/753-620

Power supply unit



Item no.: 787-2857
Power supply; Compact; 1-phase; 18 VDC output voltage; 1.25 A output current; DC-OK LED

www.wago.com/787-2857

System housing

System enclosure



Item no.: 850-814/002-000
IP65 enclosure; Sheet steel (RAL 7035); WxHxD (200x120x200 mm); without flange plate

www.wago.com/850-814/002-000



Item no.: 850-815/002-000
IP65 enclosure; Sheet steel (RAL 7035); WxHxD (300x120x200 mm); without flange plate

www.wago.com/850-815/002-000



Item no.: 850-816/002-000
IP65 enclosure; Sheet steel (RAL 7035); WxHxD (400x120x200 mm); without flange plate

www.wago.com/850-816/002-000



Item no.: 850-817/002-000
IP65 enclosure; Sheet steel (RAL 7035); WxHxD (600x120x200 mm); without flange plate

www.wago.com/850-817/002-000



Item no.: 850-825
IP65 enclosure; Aluminium (RAL 7032); WxHxD (160x100x160 mm); 9 x M12, 4 x M20

www.wago.com/850-825



Item no.: 850-826
IP65 enclosure; Aluminium (RAL 7032); WxHxD (240x100x160 mm); 4 x M20, 4 x M16, 14 x M12 cable grip

www.wago.com/850-826



Item no.: 850-827
IP65 enclosure; Aluminium (RAL 7032); WxHxD (320x100x160 mm); 4 x M20, 8 x M16, 17 x M12 cable grip

www.wago.com/850-827



Item no.: 850-827/002-000
IP65 enclosure; Aluminium (RAL 7035); WxHxD (320x100x160 mm); 4 x M20, 8 x M16, 17 x M12 cable grip

www.wago.com/850-827/002-000



Item no.: 850-826/002-000
IP65 enclosure; Aluminium (RAL 7035); WxHxD (240x100x160 mm); 4 x M20, 4 x M16, 14 x M12 cable grip

www.wago.com/850-826/002-000



Item no.: 850-828/002-000
IP65 enclosure; Aluminium (RAL 7035); WxHxD (480x100x160 mm); 4 x M20, 10 x M16, 35 x M12 cable grip

www.wago.com/850-828/002-000

Item no.: 850-828

Subject to changes. Please also observe the further product documentation!



IP65 enclosure; Aluminium (RAL 7032); WxHxD (480x100x160 mm); 4 x M20, 10 x M16, 35 x M12 cable grip www.wago.com/850-828



Item no.: 850-834
IP65 enclosure; Polyester (RAL 7032); WxHxD (164x100x164 mm); 9 x M12, 4 x M20 www.wago.com/850-834



Item no.: 850-835
IP65 enclosure; Polyester (RAL 7032); WxHxD (244x100x164 mm); 4 x M20, 4 x M16, 14 x M12 cable grip www.wago.com/850-835



Item no.: 850-836
IP65 enclosure; Polyester (RAL 7032); WxHxD (324x100x164 mm); 4 x M20, 8 x M16, 17 x M12 cable grip www.wago.com/850-836

Marking accessories

Marker carrier



Item no.: 750-103
Group marker carrier www.wago.com/750-103

Marker



Item no.: 2009-145/000-006
Mini-WSB Inline; for Smart Printer; 1700 pieces on roll; stretchable 5 - 5.2 mm; plain; snap-on type; blue www.wago.com/2009-145/000-006



Item no.: 2009-145
Mini-WSB Inline; for Smart Printer; 1700 pieces on roll; stretchable 5 - 5.2 mm; plain; snap-on type; white www.wago.com/2009-145



Item no.: 2009-145/000-002
Mini-WSB Inline; for Smart Printer; 1700 pieces on roll; stretchable 5 - 5.2 mm; plain; snap-on type; yellow www.wago.com/2009-145/000-002



Item no.: 2009-145/000-007
Mini-WSB Inline; for Smart Printer; 1700 pieces on roll; stretchable 5 - 5.2 mm; plain; snap-on type; gray www.wago.com/2009-145/000-007



Item no.: 2009-145/000-005
Mini-WSB Inline; for Smart Printer; 1700 pieces on roll; stretchable 5 - 5.2 mm; plain; snap-on type; red www.wago.com/2009-145/000-005



Item no.: 2009-145/000-012
Mini-WSB Inline; for Smart Printer; 1700 pieces on roll; stretchable 5 - 5.2 mm; plain; snap-on type; orange www.wago.com/2009-145/000-012



Item no.: 2009-145/000-023
Mini-WSB Inline; for Smart Printer; 1700 pieces on roll; stretchable 5 - 5.2 mm; plain; snap-on type; green www.wago.com/2009-145/000-023



Item no.: 2009-145/000-024
Mini-WSB Inline; for Smart Printer; 1700 pieces on roll; stretchable 5 - 5.2 mm; plain; snap-on type; violet www.wago.com/2009-145/000-024

Subject to changes. Please also observe the further product documentation!



Item no.: 248-501/000-006
Mini-WSB marking card; as card; not stretchable; plain; snap-on type; blue

www.wago.com/248-501/000-006



Item no.: 248-501/000-007
Mini-WSB marking card; as card; not stretchable; plain; snap-on type; gray

www.wago.com/248-501/000-007



Item no.: 248-501/000-002
Mini-WSB marking card; as card; not stretchable; plain; snap-on type; yellow

www.wago.com/248-501/000-002



Item no.: 248-501/000-012
Mini-WSB marking card; as card; not stretchable; plain; snap-on type; orange

www.wago.com/248-501/000-012



Item no.: 248-501
Mini-WSB marking card; as card; not stretchable; plain; snap-on type; white

www.wago.com/248-501



Item no.: 248-501/000-017
Mini-WSB marking card; as card; not stretchable; plain; snap-on type; light green

www.wago.com/248-501/000-017



Item no.: 248-501/000-005
Mini-WSB marking card; as card; not stretchable; plain; snap-on type; red

www.wago.com/248-501/000-005



Item no.: 248-501/000-024
Mini-WSB marking card; as card; not stretchable; plain; snap-on type; violet

www.wago.com/248-501/000-024



Item no.: 248-501/000-023
Mini-WSB marking card; as card; not stretchable; plain; snap-on type; green

www.wago.com/248-501/000-023

Group marker carrier



Item no.: 750-107
Group marker carrier

www.wago.com/750-107

Carrier rail

Mounting accessories



Item no.: 210-197
Steel carrier rail; 35 x 15 mm; 1.5 mm thick; 2 m long; slotted; similar to EN 60715; silver-colored






www.wago.com/210-197

Item no.: 210-198

Subject to changes. Please also observe the further product documentation!

	Copper carrier rail; 35 x 15 mm; 2.3 mm thick; 2 m long; unslotted; according to EN 60715; copper-colored	www.wago.com/210-198
	Item no.: 210-504 Steel carrier rail; 35 x 7.5 mm; 1 mm thick; 2 m long; slotted; galvanized; according to EN 60715; silver-colored	www.wago.com/210-504
	Item no.: 210-505 Steel carrier rail; 35 x 7.5 mm; 1 mm thick; 2 m long; unslotted; galvanized; according to EN 60715; silver-colored	www.wago.com/210-505
	Item no.: 210-506 Steel carrier rail; 35 x 15 mm; 1.5 mm thick; 2 m long; unslotted; galvanized; similar to EN 60715; silver-colored	www.wago.com/210-506
	Item no.: 210-508 Steel carrier rail; 35 x 15 mm; 1.5 mm thick; 2 m long; slotted; galvanized; similar to EN 60715; silver-colored	www.wago.com/210-508
	Item no.: 210-113 Steel carrier rail; 35 x 7.5 mm; 1 mm thick; 2 m long; unslotted; according to EN 60715; silver-colored	www.wago.com/210-113
	Item no.: 210-118 Steel carrier rail; 35 x 15 mm; 2.3 mm thick; 2 m long; unslotted; according to EN 60715; silver-colored	www.wago.com/210-118
	Item no.: 210-112 Steel carrier rail; 35 x 7.5 mm; 1 mm thick; 2 m long; slotted; according to EN 60715; "Hole width 25 mm; silver-colored	www.wago.com/210-112
	Item no.: 210-114 Steel carrier rail; 35 x 15 mm; 1.5 mm thick; 2 m long; unslotted; similar to EN 60715; silver-colored	www.wago.com/210-114
	Item no.: 210-115 Steel carrier rail; 35 x 7.5 mm; 1 mm thick; 2 m long; slotted; according to EN 60715; "Hole width 18 mm; silver-colored	www.wago.com/210-115
	Item no.: 210-196 Aluminum carrier rail; 35 x 8.2 mm; 1.6 mm thick; 2 m long; unslotted; similar to EN 60715; silver-colored	www.wago.com/210-196

Shield termination

Shield clamping saddles		
	Item no.: 790-116 Shield clamping saddle; 19 mm wide; diameter of compatible conductor; 7 ... 16 mm	www.wago.com/790-116
	Item no.: 790-124 Shield clamping saddle; 27 mm wide; diameter of compatible conductor; 6 ... 24 mm	www.wago.com/790-124
	Item no.: 790-108 Shield clamping saddle; 11 mm wide; diameter of compatible conductor; 3 ... 8 mm	www.wago.com/790-108
	Item no.: 790-140 Shield clamping saddle; diameter of compatible conductor	www.wago.com/790-140
	Item no.: 790-216	

Subject to changes. Please also observe the further product documentation!

Shield clamping saddle; 21.8 mm wide; 6 ... 16 mm

www.wago.com/790-216**Item no.: 790-220**

Shield clamping saddle; 30 mm wide; 6 ... 20 mm

www.wago.com/790-220**Item no.: 790-208**

Shield clamping saddle; 12.4 mm wide; 3 ... 8 mm

www.wago.com/790-208**Downloads****Documentation****Manual**

System Manual WAGO I/O System 750/753 Decentralized Automation Technology	V 3.3.0 2023 May 4	pdf 8.8 MB	Download
--	-----------------------	---------------	----------

Product Manual DALI Multi-Master Module	V 1.4.5 2022 Nov 29	pdf 2.7 MB	Download
---	------------------------	---------------	----------

Product Manual WAGO DALI Configurator For configuring WAGO 753-647 DALI Multi-Master Modules	V 3.4.0 2022 Mar 28	pdf 3.9 MB	Download
---	------------------------	---------------	----------

System Manual Series 750/753 Online HTML		URL	Download
---	--	-----	----------

Bid Text

753-647 X81 - Datei	2019 May 14	xml 7.4 kB	Download
------------------------	-------------	---------------	----------

753-647 doc - Datei	2019 May 14	doc 37 B	Download
------------------------	-------------	-------------	----------

ausschreiben.de 753-647		URL	Download
-------------------------	--	-----	----------

Compatibility Information

Compatibility List DALI Sensors This application note shows all DALI Sensors which are compatible with CODESYS V2. 3 applications, e!Cockpit applications, the WAGO Lighting Management software, the WAGO flexROOM®software and the WAGO DALI Configurator.	V 1.2.2 2022 Sep 12	pdf 465.8 kB	Download
---	------------------------	-----------------	----------

System Description

Overview on WAGO-I/O-SYSTEM 750 approvals		pdf 789.0 kB	Download
---	--	-----------------	----------

Subject to changes. Please also observe the further product documentation!



750/753 Series I/O-System – General Product Information

pdf
1.7 MB

Download

Additional Information

Disposal and Recycling
Electrical and electronic equipment, Batteries, Packaging

V 1.1.0
2022 Aug 18

pdf
2.2 MB

Download

Application Notes

Application Note CoDeSys 2.3

Application note: DALI 753-647 Configuration Interface
This application note describes the WAGO DALI Configurator, the integration of the DALI visualization for configuring various sensor types and the implementation in a program.

1.0.2
2019 Apr 29

zip
3.1 MB

Download

Application Note ThebenKNX_DALI
Connecting the Theben thePrema P360 KNX Presence Detector to the WAGO I/O-System

25.08.2016
2016 Aug 25

zip
745.2 kB

Download

Application Note e!COCKPIT

e!COCKPIT application note WagoAppDALI
This application note describes the WAGO DALI Configurator, the integration of the DALI visualization for configuring ECG's and the implementation in an e!COCKPIT application.

2022-10-28
2022 Oct 28

pdf
2.2 MB

Download

Libraries

e!COCKPIT libraries

e!COCKPIT Library Description WagoAppDALI

1.3.0.34
2021 Aug 6

pdf
2.2 MB

Download

Library

Libraries for Building Automation CODESYS 2.3
This zip file contains WAGO I / O PRO libraries for building automation. Blocks are available for the following applications: - DALI - DALI sensors - DALI Color Control - DALI Emergency Lighting - Enocean - SMI - HVAC / HVAC functions - General building functions such as blinds, dimmers, impulse switches - Scheduler - KNX function blocks - BACnet - WINSTA blind box - DMX - Elsner weather station - M-Bus, MBus - MP-Bus, MPBus - Romutec handset - Thermokon Thanos room thermostat -

2023-01-16
2023 Jan 16

zip
44.8 MB

Download

Subject to changes. Please also observe the further product documentation!

WAGO GmbH & Co. KG
Hansastr. 27
32423 Minden
Phone: +49571 887-0 | Fax: +49571 887-169
Email: info.de@wago.com | Web: www.wago.com

Do you have any questions about our products?
We are always happy to take your call at +49 (571) 887-44222.



Thermokon WRF04 room thermostat - Thermokon WRF06 room thermostat - Thermokon WRF07 room thermostat - Thermokon WRF08 room thermostat - 3-phase Power measuring module 750-493 - LON - Grundfos pumps with GENibus interface - EAP Modbus® room control units - Conversion of color formats - "robutecheasy" modules - Schüco TipTronic group control units - Weather station Thies

Engineering-Software

Configuration and Commissioning Software

WAGO DALI Configurator Setup (753-647)	3.77.00.00	zip	Download
WAGO DALI Configurator for the configuration of the DALI network and the DALI Multi-Master 753-647	2021 May 31	24.5 MB	

Runtime Software

Firmware

0753-0647 HW03 DALI 2, DALI-Multi-Master	V 24	zip	Download
WAGO_FW0753-0647_V020117_IX24_W	2022 Oct 26	491.1 kB	

CAD/CAE-Data

CAE data

EPLAN Data Portal 753-647	URL	Download
ZUKEN Portal 753-647	URL	Download
WSCAD Universe 753-647	URL	Download

CAD data

2D/3D Models 753-647	URL	Download
----------------------	-----	----------

Environmental Product Compliance

Compliance Search

Environmental Product Compliance 753-647 DALI Multi-Master	URL	Download
---	-----	----------

Subject to changes. Please also observe the further product documentation!



Installation Notes

Product family

WAGO I/O System 750/753

[Show all products from the family](#)

Subject to changes. Please also observe the further product documentation!

WAGO GmbH & Co. KG

Hansastr. 27

32423 Minden

Phone: +49571 887-0 | Fax: +49571 887-169

Email: info.de@wago.com | Web: www.wago.com

Do you have any questions about our products?

We are always happy to take your call at +49 (571) 887-44222.