



Load feeder fuseless, Reversing duty 400 V AC, Size S00 0.14...0.20 A 24 V DC screw terminal for installation on standard mounting rail (also fulfills type of coordination 1) Type of coordination 2, I_q = 150 kA 1 NC (contactor)

| | |
|--|---|
| product brand name | SIRIUS |
| product designation | Reversing starter |
| design of the product | for standard rail or screw mounting |
| product type designation | 3RA22 |
| manufacturer's article number | |
| <ul style="list-style-type: none"> • of the supplied contactor • of the supplied circuit-breakers • of the supplied link module | 3RT2015-1BB42 3RV2011-0BA10 3RA1921-1DA00 |
| General technical data | |
| size of the circuit-breaker | S00 |
| size of load feeder | S00 |
| insulation voltage with degree of pollution 3 at AC rated value | 690 V |
| surge voltage resistance rated value | 6 kV |
| degree of protection NEMA rating | other |
| shock resistance according to IEC 60068-2-27 | 6g / 11 ms |
| mechanical service life (switching cycles) of contactor typical | 30 000 000 |
| type of assignment | 2 |
| type of protection according to ATEX directive 2014/34/EU | Ex II (2) GD |
| certificate of suitability according to ATEX directive 2014/34/EU | DMT 02 ATEX F 001 |
| Substance Prohibitation (Date) | 10/01/2009 |
| Ambient conditions | |
| ambient temperature | |
| <ul style="list-style-type: none"> • during operation • during storage • during transport | -20 ... +60 °C -50 ... +80 °C -50 ... +80 °C |
| temperature compensation | -20 ... +60 °C |
| relative humidity during operation | 10 ... 95 % |
| Main circuit | |
| number of poles for main current circuit | 3 |
| design of the switching contact | electromechanical |
| adjustable current response value current of the current-dependent overload release | 0.14 ... 0.2 A |
| operating voltage | |
| <ul style="list-style-type: none"> • rated value • at AC-3 rated value maximum | 690 V 690 V |
| operating frequency rated value | 50 ... 60 Hz |

| | |
|---|--|
| operational current at AC-3 at 400 V rated value | 0.2 A |
| operating power at AC-3 | |
| • at 400 V rated value | 60 W |
| Control circuit/ Control | |
| type of voltage of the control supply voltage | DC |
| control supply voltage at DC | |
| • rated value | 24 V |
| • rated value | 24 ... 24 V |
| holding power of magnet coil at DC | 4 W |
| Auxiliary circuit | |
| product extension auxiliary switch | Yes |
| Protective and monitoring functions | |
| trip class | CLASS 10 |
| design of the overload release | thermal (bimetallic) |
| UL/CSA ratings | |
| full-load current (FLA) for 3-phase AC motor | |
| • at 480 V rated value | 0.2 A |
| Short-circuit protection | |
| product function short circuit protection | Yes |
| design of the short-circuit trip | magnetic |
| conditional short-circuit current (I_q) | |
| • at 400 V according to IEC 60947-4-1 rated value | 150 000 A |
| Installation/ mounting/ dimensions | |
| mounting position | vertical |
| fastening method | screw and snap-on mounting onto 35 mm standard mounting rail |
| height | 170 mm |
| width | 90 mm |
| depth | 97 mm |
| required spacing | |
| • for grounded parts | |
| — forwards | 32 mm |
| — backwards | 0 mm |
| — upwards | 50 mm |
| — at the side | 10 mm |
| — downwards | 10 mm |
| • for live parts | |
| — forwards | 32 mm |
| — backwards | 0 mm |
| — upwards | 50 mm |
| — downwards | 10 mm |
| — at the side | 10 mm |
| Connections/ Terminals | |
| type of electrical connection | |
| • for main current circuit | screw-type terminals |
| • for auxiliary and control circuit | screw-type terminals |
| type of connectable conductor cross-sections | |
| • for main contacts | |
| — stranded | 0.5 ... 4 mm ² , 2x (0.75 ... 2.5 mm ²) |
| • at AWG cables for main contacts | 2x (20 ... 16), only for contactor 2x (18 ... 14), 2x 12 |
| connectable conductor cross-section for main contacts finely stranded with core end processing | 0.5 ... 2.5 mm ² |
| Safety related data | |
| B10 value with high demand rate according to SN 31920 | 1 000 000 |
| proportion of dangerous failures | |
| • with high demand rate according to SN 31920 | 73 % |
| touch protection on the front according to IEC 60529 | finger-safe, for vertical contact from the front |
| Communication/ Protocol | |
| protocol is supported | |
| • PROFINET IO protocol | No |

- PROFIsafe protocol

No

protocol is supported AS-Interface protocol

No

Certificates/ approvals

General Product Approval

For use in hazardous locations

Declaration of Conformity



[Confirmation](#)



Declaration of Conformity

Test Certificates

Marine / Shipping



[Type Test Certificates/Test Report](#)

[Special Test Certificate](#)



Marine / Shipping

other

Railway



[Confirmation](#)

[Vibration and Shock](#)

Dangerous Good

[Transport Information](#)

Further information

Information- and Downloadcenter (Catalogs, Brochures,...)

<https://www.siemens.com/ic10>

Industry Mall (Online ordering system)

<https://mall.industry.siemens.com/mall/en/en/Catalog/product?mlfb=3RA2210-0BA15-2BB4>

Cax online generator

<http://support.automation.siemens.com/WW/CAXorder/default.aspx?lang=en&mlfb=3RA2210-0BA15-2BB4>

Service&Support (Manuals, Certificates, Characteristics, FAQs,...)

<https://support.industry.siemens.com/cs/ww/en/ps/3RA2210-0BA15-2BB4>

Image database (product images, 2D dimension drawings, 3D models, device circuit diagrams, EPLAN macros, ...)

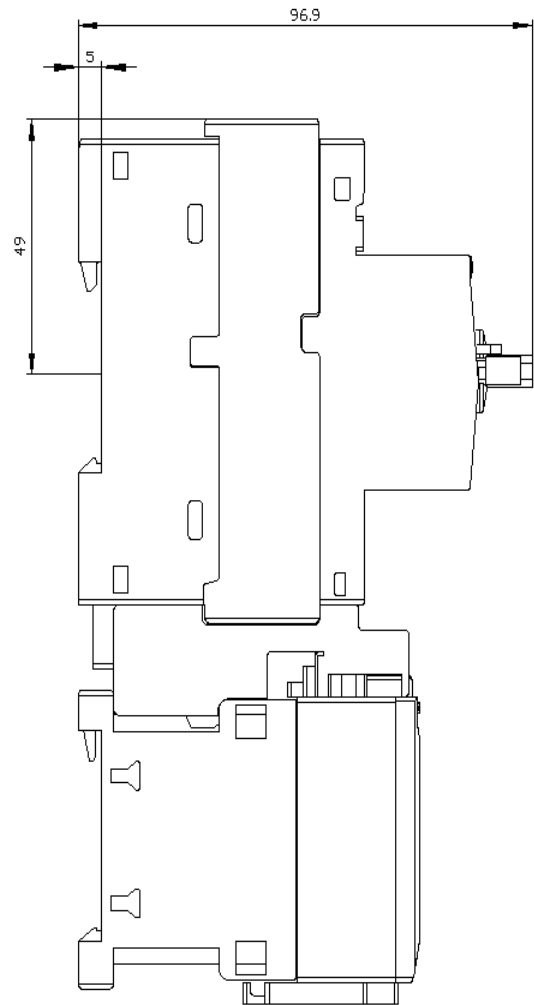
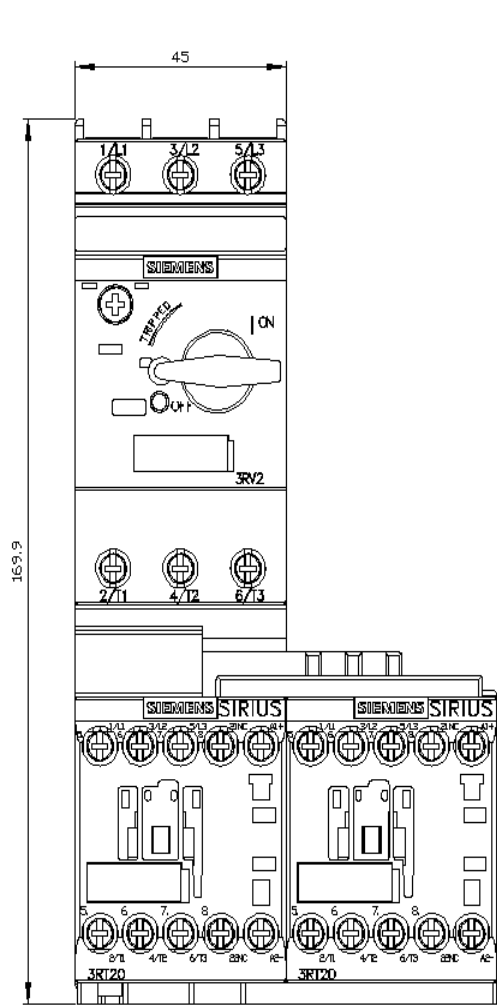
http://www.automation.siemens.com/bilddb/cax_de.aspx?mlfb=3RA2210-0BA15-2BB4&lang=en

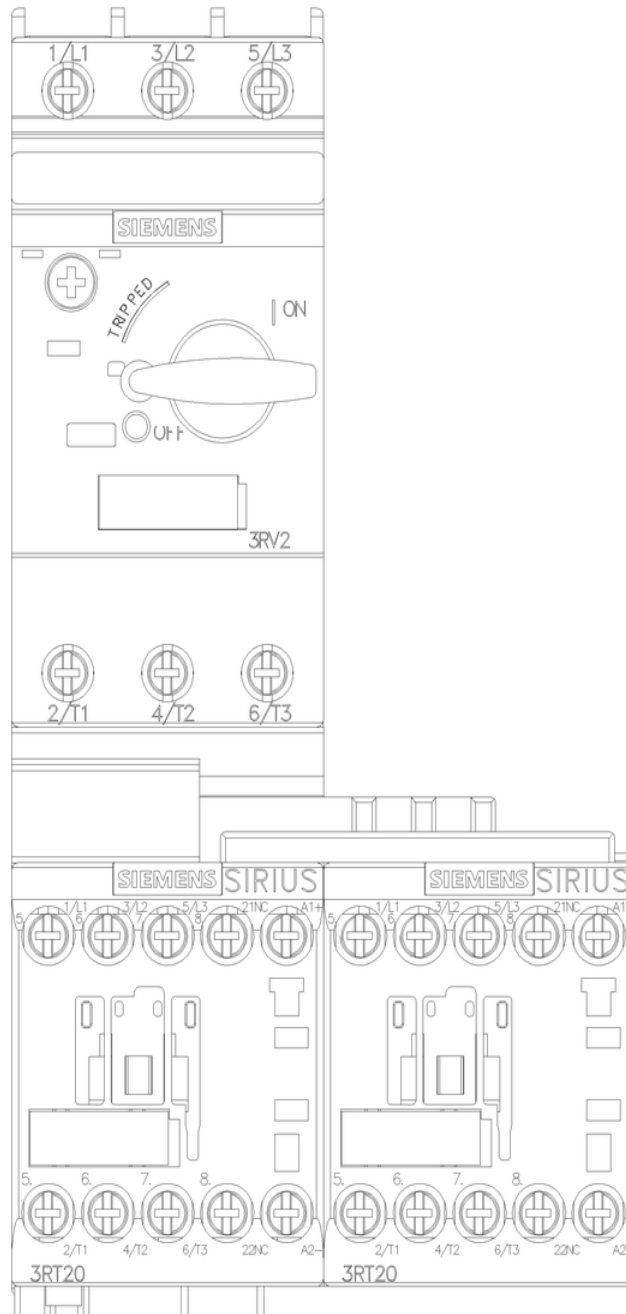
Characteristic: Tripping characteristics, I²t, Let-through current

<https://support.industry.siemens.com/cs/ww/en/ps/3RA2210-0BA15-2BB4/char>

Further characteristics (e.g. electrical endurance, switching frequency)

<http://www.automation.siemens.com/bilddb/index.aspx?view=Search&mlfb=3RA2210-0BA15-2BB4&objecttype=14&gridview=view1>





last modified:

2/16/2022 