

FEATURES

- AEC-Q200 Qualified
- Shielded construction
- Soft saturation
- Low DCR per cubic mm
- Designed for switching frequencies between 100KHz-5MHz



ELECTRICAL SPECIFICATIONS @ 25°C

Part Number*	Inductance (uH)	Tolerance (%)	I _{rms} (A)	I _{sat} (A)	DC Resistance (mΩ)		Type
					Typ	Max	
AMDLA3020Q-R22MT	0.22	20	9	12	8.0	10	Lead Frame
AMDLA3020Q-R33MT	0.33	20	8.0	8.5	12	15	Lead Frame
AMDLA3020Q-R47MT	0.47	20	7.0	8.0	15	18	Lead Frame
AMDLA3020Q-R68MT	0.68	20	6.0	6.0	22	26	Lead Frame
AMDLA3020Q-1R0MT	1	20	5.0	5.5	32	36	Lead Frame
AMDLA3020Q-1R5MT	1.5	20	4.2	4.5	34	39	Lead Frame
AMDLA3020Q-2R2MT	2.2	20	2.9	4.0	60	69	Lead Frame
AMDLA3020Q-3R3MT	3.3	20	2.6	3.7	77	94	Lead Frame
AMDLA3020Q-4R7MT	4.7	20	2.3	3.0	120	144	Lead Frame
AMDLA3020Q-6R8MT	6.8	20	1.6	2.1	185	220	Lead Frame
AMDLA3020Q-100MT	10	20	1.2	1.4	224	260	Lead Frame

* Please refer to Part Identification section

Test Conditions

Inductance: 1 MHz, 1 V, 0 Adc

Humidity Range: 65% RH

Temperature Rise Current: Current measured at Δ T of 40°C

Saturation Current: Current measured at Δ L of 30%

GENERAL SPECIFICATIONS

Operating Temperature:
-55°C to +125°C with (40°C rise) I_{rms} current.

Maximum Part Temperature: +125°C

Components Storage Temperature:
-55°C to +125°C

Tape and Reel Packaging

Temperature: -20°C to +65°C **MSL:**
Level 1

MATERIALS

Core: Metal Alloy

Wire: Copper

Terminal: Tin Plating

Ink: Black

PART BUILDER



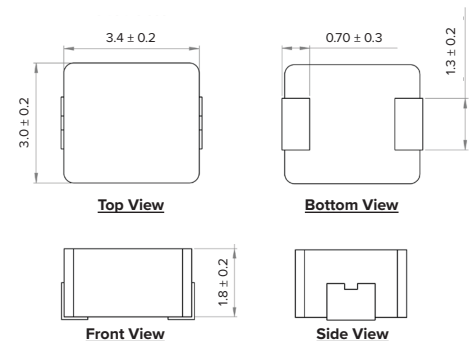
1. Tolerance: M = 20%

2. Packaging: B = Bulk

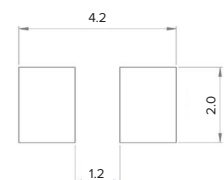
T = Tape and Reel (3,000pcs/reel)

*Refer to Electrical Specification table

PRODUCT DIMENSIONS

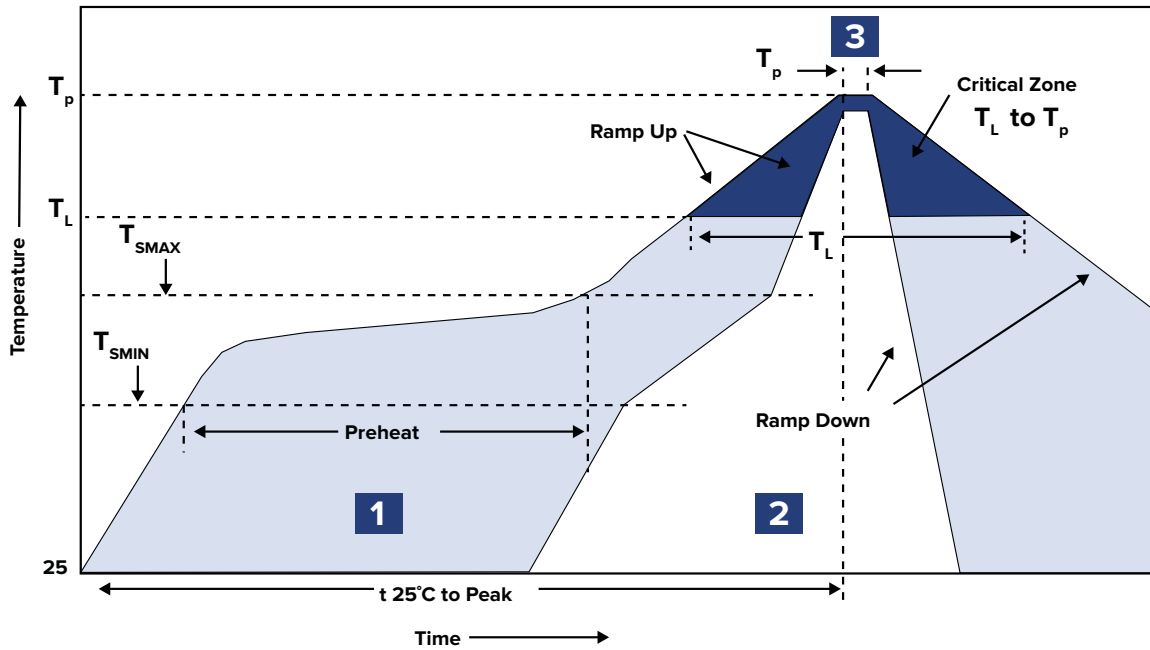


RECOMMENDED LANDING PATTERN



Dimensions: mm

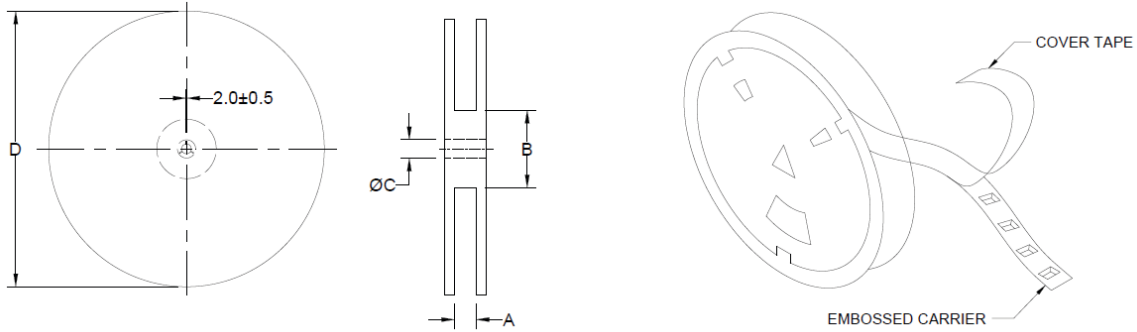
RECOMMENDED REFLOW PROFILE



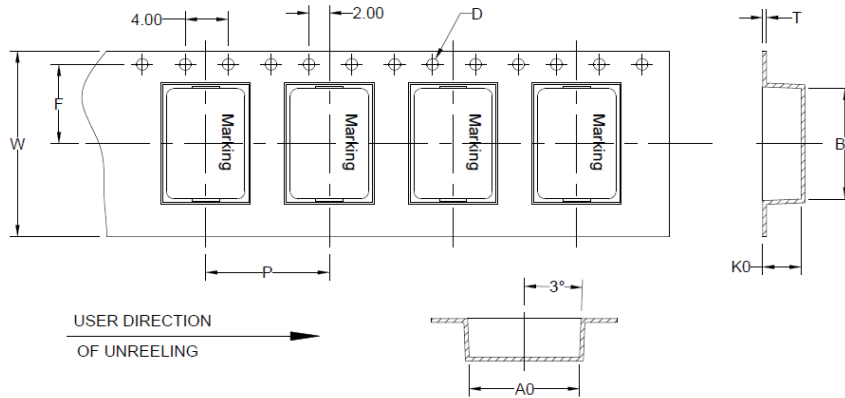
ZONE	DESCRIPTION	TEMPERATURE	TIMES
1	Preheat	$T_{smin} \sim T_{smax}$ 150°C ~ 180°C	60 ~ 120 sec.
2	Reflow	T_L 230°C	30 ~ 40 sec.
3	Peak Heat	T_p 250°C+0/-5°C	10 sec. MAX

PACKAGING

Tape and Reel: 3,000



TYPE	A	B	C	D
13" x 12 mm	12.4 +2/-0	100.0 ± 0.5	13.0 +0.5/-0.2	330.0



B ₀	A ₀	K ₀	P	W	F	T	D
3.8 ± 0.1	3.4 ± 0.1	2.3 ± 0.1	8.0 ± 0.1	12.0 ± 0.3	5.5 ± 0.1	0.3 ± 0.05	1.5

Dimensions: mm

Abracon LLC's products are COTS – Commercial-Off-The-Shelf products; suitable for Commercial, Industrial and, where designated, Automotive Applications. Abracon's products are not specifically designed for Military, Aviation, Aerospace, Life-dependent Medical applications or any application requiring high reliability where component failure could result in loss of life and/or property. For applications requiring high reliability and/or presenting an extreme operating environment, written consent and authorization from Abracon LLC is required. Please contact Abracon LLC for more information.