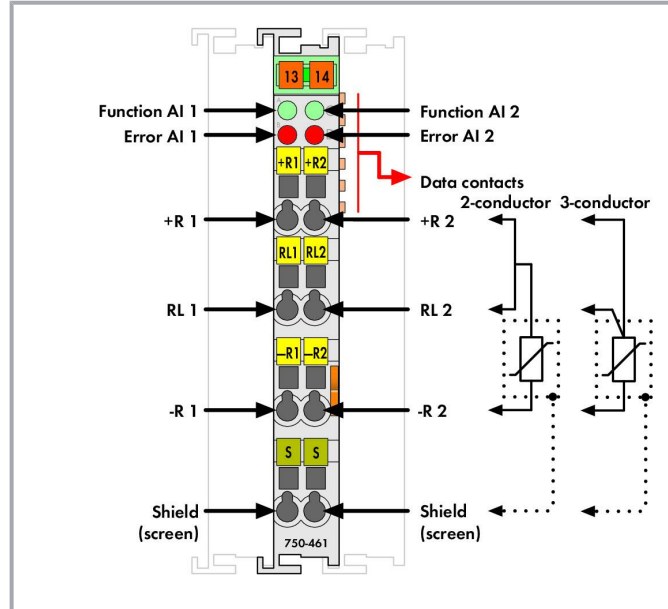




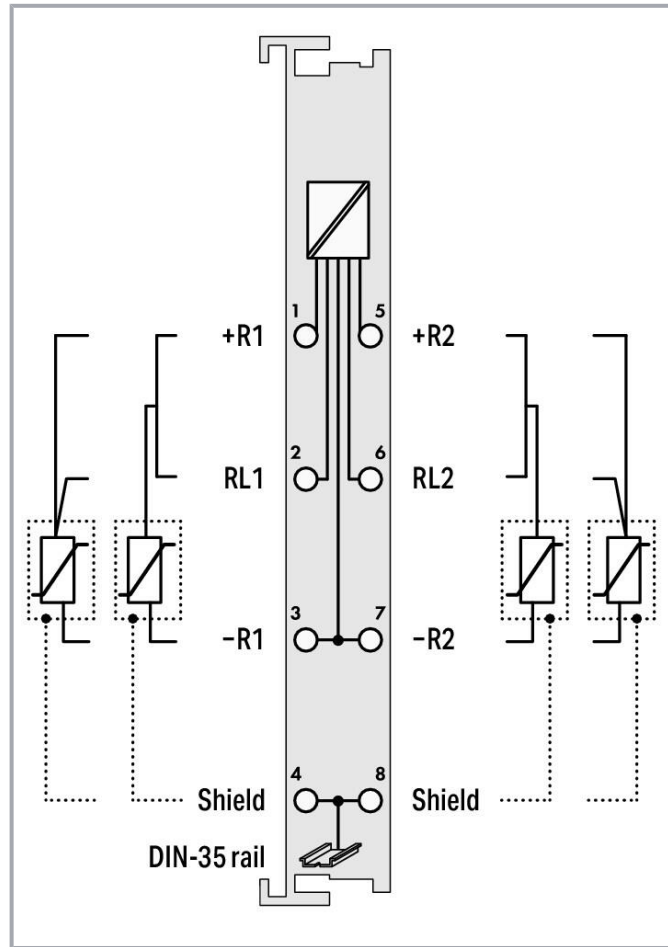
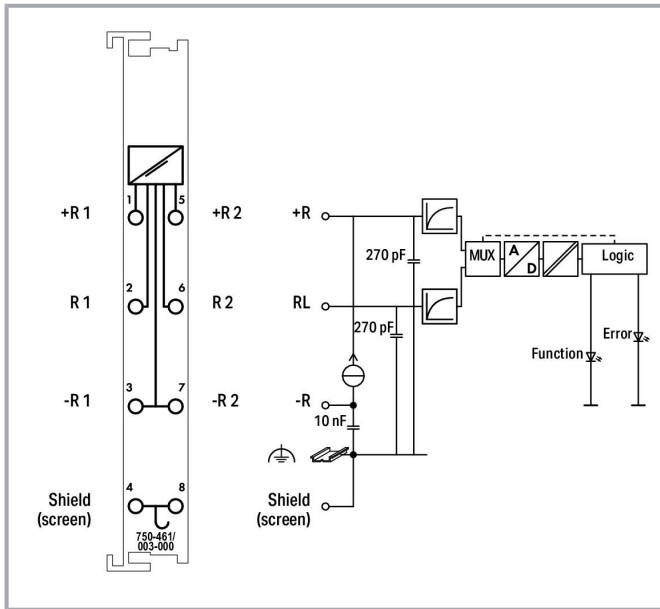
Color: —



Subject to changes. Please also observe the further product documentation!

WAGO GmbH & Co. KG
Hansastr. 27
32423 Minden
Phone: +49571 887-0 | Fax: +49571 887-169
Email: info.de@wago.com | Web: www.wago.com

Do you have any questions about our products?
We are always happy to take your call at +49 (571) 887-44222.



Item description

This analog input module directly connects to Pt or Ni resistance sensors.

Two- or three-wire sensors can be connected.

The module automatically linearizes the entire temperature range. A sensor error (short circuit, line break or measurement range overflow) is indicated by a red LED.

A green LED indicates readiness for operation and error-free communication with the coupler.

The shield directly connects to the DIN-rail.

Data

Technical data

Number of analog inputs

2

Subject to changes. Please also observe the further product documentation!

WAGO GmbH & Co. KG

Hansastr. 27

32423 Minden

Phone: +49571 887-0 | Fax: +49571 887-169

Email: info.de@wago.com | Web: www.wago.com

Do you have any questions about our products?

We are always happy to take your call at +49 (571) 887-44222.



| | |
|--|---|
| Total number of channels (module) | 2 |
| Signal type | Resistance measurement |
| Signal type (configurable) | yes |
| Sensor connection | 2 x (2-wire, 3-wire) |
| Data width | 2 x 16-bit data; 2 x 8-bit control/status (optional) |
| Resolution (over entire range) | 0.1 °C |
| Conversion time (typ.) | 320 ms |
| Measurement error (reference temperature) | 25 °C |
| Measurement error, deviation (max.) from the upper-range value | 0.2 % |
| Temperature error (max.) of the upper-range value | 0.01 %/K |
| Measuring current (typ.) | 0.5 mA |
| Response time (max.) | 4 s |
| Sensor types | Pt100; Configurable: Pt, Ni, Ohm |
| Temperature range | -200 °C ... +850 °C (Pt), -60 °C ... +250 °C (Ni) |
| Configuration options | WAGO-I/O-CHECK CODESYS Library e!COCKPIT |
| Supply voltage (system) | 5 VDC; via data contacts |
| Current consumption (5 V system supply) | 80 mA |
| Isolation | 500 V system/field |
| Indicators | LED (A, C) green: Function AI 1, AI 2; LED (B, D) red: Error AI 1, AI 2 |

Connection data

| | |
|---------------------------------------|--|
| Connection technology: inputs/outputs | 8 x CAGE CLAMP® |
| Connection type 1 | Inputs/Outputs |
| Solid conductor | 0.08 ... 2.5 mm ² / 28 ... 14 AWG |
| Fine-stranded conductor | 0.08 ... 2.5 mm ² / 28 ... 14 AWG |
| Strip length | 8 ... 9 mm / 0.31 ... 0.35 inches |

Physical data

| | |
|-----------------------------------|------------------------|
| Width | 12 mm / 0.472 inches |
| Height | 100 mm / 3.937 inches |
| Depth | 69.8 mm / 2.748 inches |
| Depth from upper-edge of DIN-rail | 62.6 mm / 2.465 inches |

Mechanical Data

| | |
|---------------|-------------|
| Mounting type | DIN-35 rail |
|---------------|-------------|

Subject to changes. Please also observe the further product documentation!

WAGO GmbH & Co. KG
Hansastr. 27
32423 Minden
Phone: +49571 887-0 | Fax: +49571 887-169
Email: info.de@wago.com | Web: www.wago.com

Do you have any questions about our products?
We are always happy to take your call at +49 (571) 887-44222.



Material Data

| | |
|--------------------|------------------------------|
| Color | light gray |
| Housing material | Polycarbonate; polyamide 6.6 |
| Fire load | 1.034 MJ |
| Weight | 65.2 g |
| Conformity marking | CE |

Environmental requirements

| | |
|--|---------------------------------------|
| Ambient temperature (operation) | 0 ... +55 °C |
| Ambient temperature (storage) | -25 ... +85 °C |
| Protection type | IP20 |
| Pollution degree | 2 per IEC 61131-2 |
| Operating altitude | 0 ... 2000 m / 0 ... 6562 ft |
| Mounting position | horizontal (standing/lying); vertical |
| Relative humidity (without condensation) | 95 % |
| Vibration resistance | 4g per IEC 60068-2-6 |
| Shock resistance | 15g per IEC 60068-2-27 |
| EMC immunity to interference | per EN 61000-6-2, marine applications |
| EMC emission of interference | per EN 61000-6-4, marine applications |
| Exposure to pollutants | Per IEC 60068-2-42 and IEC 60068-2-43 |
| Permissible H ₂ S contaminant concentration at a relative humidity 75 % | 10 ppm |
| Permissible SO ₂ contaminant concentration at a relative humidity 75 % | 25 ppm |

Commercial data

| | |
|-----------------------|-----------------|
| Product Group | 15 (I/O System) |
| eCl@ss 10.0 | 27-24-26-01 |
| eCl@ss 9.0 | 27-24-26-01 |
| ETIM 8.0 | EC001596 |
| ETIM 7.0 | EC001596 |
| PU (SPU) | 1 pcs |
| Packaging type | box |
| Country of origin | DE |
| GTIN | 4045454487225 |
| Customs tariff number | 85389099990 |

Subject to changes. Please also observe the further product documentation!

WAGO GmbH & Co. KG
 Hansastr. 27
 32423 Minden
 Phone: +49571 887-0 | Fax: +49571 887-169
 Email: info.de@wago.com | Web: www.wago.com




Do you have any questions about our products?
 We are always happy to take your call at +49 (571) 887-44222.

Environmental Product Compliance

| | |
|---|--------------------------------------|
| CAS-No. | 7439-92-1 |
| REACH Candidate List Substance | Lead |
| RoHS Compliance Status | Compliant,With Exemption |
| RoHS Exemption | 6(c) 7(a) 7(c)-I 7(c)-II |
| SCIP notification number (Austria) | cd8b0c72-5b85-41e7-8ffb-b65ef5b53b2d |
| SCIP notification number (Belgium) | be9a6e1a-6b9b-4735-8feb-db40a307d219 |
| SCIP notification number (Bulgaria) | 7fed6a60-ac86-415a-bc0c-74deaf79d5da |
| SCIP notification number (Czech Republic) | c2106b6a-e8f3-4ce0-8ca5-5de6507727b4 |
| SCIP notification number (Denmark) | 8fd2911b-e756-4800-aad9-ef75a7c55550 |
| SCIP notification number (Finland) | 6f04d3ad-2d8d-4de3-adf7-d1e3a0edb026 |
| SCIP notification number (France) | c4beea44-6787-49a1-a342-eb938fbfac64 |
| SCIP notification number (Germany) | 5d4b158b-cc48-403b-ba99-b45b142e4879 |
| SCIP notification number (Hungary) | a47dfbba-e349-4083-8b5a-4af55ea326b1 |
| SCIP notification number (Italy) | a3e4830d-5ad6-470c-9e87-1e3467110574 |
| SCIP notification number (Netherlands) | 4e2f4ff9-8f45-4ae4-8908-936609da7f2a |
| SCIP notification number (Poland) | a1c08d0d-0a83-4acb-895b-78d928c3afdf |
| SCIP notification number (Romania) | 2060516d-acd6-41fa-a10e-db9324cae143 |
| SCIP notification number (Sweden) | 6f57d416-d9e8-433f-abf9-25943d4feba1 |

Approvals / Certificates



General approvals

| Logo | Approval | Additional Approval Text | Certificate name |
|--|---|--------------------------|---------------------------------------|
|  | CCC CNEX | CNCA-C23-01 | 2020312310000213 (Ex ec IIC T4 Gc) |
|  | EAC Brjansker Zertifizierungsstelle | TP TC 020/2011 | EAC RU C-DE.AM02. B.00087/19 |
|  | KC National Radio Research Agency | Article 58-2, Clause 3 | MSIP-REM-W43- AIM750 |
| | UL Underwriters Laboratories Inc. (ORDINARY LOCATIONS) | UL 508 | E175199 Sec.1 |

Subject to changes. Please also observe the further product documentation!



Declarations of conformity and manufacturer's declarations

| Logo | Approval | Additional Approval Text | Certificate name |
|--|--|--------------------------|------------------|
|  | EU-Declaration of Conformity WAGO GmbH & Co. KG | - | - |
|  | UK-Declaration of Conformity WAGO GmbH & Co. KG | - | - |

Approvals for marine applications

| Logo | Approval | Additional Approval Text | Certificate name |
|---|---|--------------------------|-------------------|
|  | ABS American Bureau of Shipping | - | 22-2219060 |
|  | BSH Bundesamt fuer Seeschifffahrt und Hydrographie | - | 1104 |
|  | BV Bureau Veritas S.A. | - | 13453/E0 BV |
|  | DNV DNV GL SE | DNV-CG-0339,Aug.2021 | TAA0000194 |
|  | KR Korean Register of Shipping | - | KR HMB05880-AC001 |
|  | LR Lloyds Register EMEA | - | LR22180952TA |
| | PRS | - | TE/2236/880590 |

Subject to changes. Please also observe the further product documentation!

WAGO GmbH & Co. KG
Hansastr. 27
32423 Minden
Phone: +49571 887-0 | Fax: +49571 887-169
Email: info.de@wago.com | Web: www.wago.com

Do you have any questions about our products?
We are always happy to take your call at +49 (571) 887-44222.



Polski Rejestr Statków

/19



RINA
RINA Germany GmbH

-

ELE343521XG001

Approvals for hazardous areas

| Logo | Approval | Additional Approval Text | Certificate name |
|--|--|--------------------------|---|
|  | <p>ATEX TUEV Nord Cert GmbH</p> | EN 60079-0 | TUEV_14_ATEX_148929_X (II 3 G Ex ec IIC T4 Gc) |
|  | <p>CCC CNEX</p> | CNCA-C23-01 | 2020312310000213 (Ex ec IIC T4 Gc) |
|  | <p>EAC Brjansker Zertifizierungsstelle</p> | TP TC 012/2011 | EAC RU C-DE.AM02.B.00163 /19 (2Ex nA IIC T4 Gc X) |
|  | <p>IECEX TUEV Nord Cert GmbH</p> | IEC 60079-0 | IECEX TUN 14.0035 X (Ex ec IIC T4 Gc) |
|  | <p>INMETRO TÜV Rheinland do Brasil Ltda.</p> | IEC 60079-0 | BR-Ex_TÜV 12.1297 X |
|  | <p>UKEx WAGO GmbH & Co. KG</p> | EN 60079-0 | UKCA_WAGO22UKEX003X_ec |
|  | <p>UL Underwriters Laboratories Inc. (HAZARDOUS LOCATIONS)</p> | UL 121201 | E198726 Sec.1 |

Optional accessories















System housing

Subject to changes. Please also observe the further product documentation!

WAGO GmbH & Co. KG
Hansastr. 27
32423 Minden
Phone: +49571 887-0 | Fax: +49571 887-169
Email: info.de@wago.com | Web: www.wago.com

Do you have any questions about our products?
We are always happy to take your call at +49 (571) 887-44222.












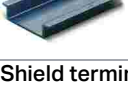
System enclosure

| | | |
|--|--|--|
|  | Item no.: 850-814/002-000 IP65 enclosure; Sheet steel (RAL 7035); WxHxD (200x120x200 mm); without flange plate | www.wago.com/850-814/002-000 |
|  | Item no.: 850-815/002-000 IP65 enclosure; Sheet steel (RAL 7035); WxHxD (300x120x200 mm); without flange plate | www.wago.com/850-815/002-000 |
|  | Item no.: 850-816/002-000 IP65 enclosure; Sheet steel (RAL 7035); WxHxD (400x120x200 mm); without flange plate | www.wago.com/850-816/002-000 |
|  | Item no.: 850-817/002-000 IP65 enclosure; Sheet steel (RAL 7035); WxHxD (600x120x200 mm); without flange plate | www.wago.com/850-817/002-000 |
|  | Item no.: 850-825 IP65 enclosure; Aluminium (RAL 7032); WxHxD (160x100x160 mm); 9 x M12, 4 x M20 | www.wago.com/850-825 |
|  | Item no.: 850-826 IP65 enclosure; Aluminium (RAL 7032); WxHxD (240x100x160 mm); 4 x M20, 4 x M16, 14 x M12 cable grip | www.wago.com/850-826 |
|  | Item no.: 850-827 IP65 enclosure; Aluminium (RAL 7032); WxHxD (320x100x160 mm); 4 x M20, 8 x M16, 17 x M12 cable grip | www.wago.com/850-827 |
|  | Item no.: 850-827/002-000 IP65 enclosure; Aluminium (RAL 7035); WxHxD (320x100x160 mm); 4 x M20, 8 x M16, 17 x M12 cable grip | www.wago.com/850-827/002-000 |
|  | Item no.: 850-826/002-000 IP65 enclosure; Aluminium (RAL 7035); WxHxD (240x100x160 mm); 4 x M20, 4 x M16, 14 x M12 cable grip | www.wago.com/850-826/002-000 |
|  | Item no.: 850-828/002-000 IP65 enclosure; Aluminium (RAL 7035); WxHxD (480x100x160 mm); 4 x M20, 10 x M16, 35 x M12 cable grip | www.wago.com/850-828/002-000 |
|  | Item no.: 850-828 IP65 enclosure; Aluminium (RAL 7032); WxHxD (480x100x160 mm); 4 x M20, 10 x M16, 35 x M12 cable grip | www.wago.com/850-828 |
|  | Item no.: 850-834 IP65 enclosure; Polyester (RAL 7032); WxHxD (164x100x164 mm); 9 x M12, 4 x M20 | www.wago.com/850-834 |
|  | Item no.: 850-835 IP65 enclosure; Polyester (RAL 7032); WxHxD (244x100x164 mm); 4 x M20, 4 x M16, 14 x M12 cable grip | www.wago.com/850-835 |
|  | Item no.: 850-836 IP65 enclosure; Polyester (RAL 7032); WxHxD (324x100x164 mm); 4 x M20, 8 x M16, 17 x M12 cable grip | www.wago.com/850-836 |

Subject to changes. Please also observe the further product documentation!




Carrier rail

Mounting accessories

| | | |
|--|--|--|
|  | Item no.: 210-197 Steel carrier rail; 35 x 15 mm; 1.5 mm thick; 2 m long; slotted; similar to EN 60715; silver-colored | www.wago.com/210-197 |
|  | Item no.: 210-198 Copper carrier rail; 35 x 15 mm; 2.3 mm thick; 2 m long; unslotted; according to EN 60715; copper-colored | www.wago.com/210-198 |
|  | Item no.: 210-504 Steel carrier rail; 35 x 7.5 mm; 1 mm thick; 2 m long; slotted; galvanized; according to EN 60715; silver-colored | www.wago.com/210-504 |
|  | Item no.: 210-505 Steel carrier rail; 35 x 7.5 mm; 1 mm thick; 2 m long; unslotted; galvanized; according to EN 60715; silver-colored | www.wago.com/210-505 |
|  | Item no.: 210-506 Steel carrier rail; 35 x 15 mm; 1.5 mm thick; 2 m long; unslotted; galvanized; similar to EN 60715; silver-colored | www.wago.com/210-506 |
|  | Item no.: 210-508 Steel carrier rail; 35 x 15 mm; 1.5 mm thick; 2 m long; slotted; galvanized; similar to EN 60715; silver-colored | www.wago.com/210-508 |
|  | Item no.: 210-113 Steel carrier rail; 35 x 7.5 mm; 1 mm thick; 2 m long; unslotted; according to EN 60715; silver-colored | www.wago.com/210-113 |
|  | Item no.: 210-118 Steel carrier rail; 35 x 15 mm; 2.3 mm thick; 2 m long; unslotted; according to EN 60715; silver-colored | www.wago.com/210-118 |
|  | Item no.: 210-112 Steel carrier rail; 35 x 7.5 mm; 1 mm thick; 2 m long; slotted; according to EN 60715; "Hole width 25 mm; silver-colored | www.wago.com/210-112 |
|  | Item no.: 210-114 Steel carrier rail; 35 x 15 mm; 1.5 mm thick; 2 m long; unslotted; similar to EN 60715; silver-colored | www.wago.com/210-114 |
|  | Item no.: 210-115 Steel carrier rail; 35 x 7.5 mm; 1 mm thick; 2 m long; slotted; according to EN 60715; "Hole width 18 mm; silver-colored | www.wago.com/210-115 |
|  | Item no.: 210-196 Aluminum carrier rail; 35 x 8.2 mm; 1.6 mm thick; 2 m long; unslotted; similar to EN 60715; silver-colored | www.wago.com/210-196 |

Shield termination

Shield clamping saddles

| | | |
|--|---|--|
|  | Item no.: 790-116 Shield clamping saddle; 19 mm wide; diameter of compatible conductor; 7 ... 16 mm | www.wago.com/790-116 |
|  | Item no.: 790-124 Shield clamping saddle; 27 mm wide; diameter of compatible conductor; 6 ... 24 mm | www.wago.com/790-124 |
|  | Item no.: 790-108 | |

Subject to changes. Please also observe the further product documentation!

WAGO GmbH & Co. KG

Hansastr. 27

32423 Minden

Phone: +49571 887-0 | Fax: +49571 887-169

Email: info.de@wago.com | Web: www.wago.com

Do you have any questions about our products?

We are always happy to take your call at +49 (571) 887-44222.

Shield clamping saddle; 11 mm wide; diameter of compatible conductor; 3 ... 8 mm

www.wago.com/790-108**Item no.: 790-140**

Shield clamping saddle; diameter of compatible conductor

www.wago.com/790-140**Item no.: 790-216**

Shield clamping saddle; 21.8 mm wide; 6 ... 16 mm

www.wago.com/790-216**Item no.: 790-220**

Shield clamping saddle; 30 mm wide; 6 ... 20 mm

www.wago.com/790-220**Item no.: 790-208**

Shield clamping saddle; 12.4 mm wide; 3 ... 8 mm

www.wago.com/790-208**Marking accessories**

Marker carrier

**Item no.: 750-103**

Group marker carrier

www.wago.com/750-103

Marker

**Item no.: 2009-145/000-006**

Mini-WSB Inline; for Smart Printer; 1700 pieces on roll; stretchable 5 - 5.2 mm; plain; snap-on type; blue

www.wago.com/2009-145/000-006**Item no.: 2009-145**

Mini-WSB Inline; for Smart Printer; 1700 pieces on roll; stretchable 5 - 5.2 mm; plain; snap-on type; white

www.wago.com/2009-145**Item no.: 2009-145/000-002**

Mini-WSB Inline; for Smart Printer; 1700 pieces on roll; stretchable 5 - 5.2 mm; plain; snap-on type; yellow

www.wago.com/2009-145/000-002**Item no.: 2009-145/000-007**

Mini-WSB Inline; for Smart Printer; 1700 pieces on roll; stretchable 5 - 5.2 mm; plain; snap-on type; gray

www.wago.com/2009-145/000-007**Item no.: 2009-145/000-005**

Mini-WSB Inline; for Smart Printer; 1700 pieces on roll; stretchable 5 - 5.2 mm; plain; snap-on type; red

www.wago.com/2009-145/000-005**Item no.: 2009-145/000-012**

Mini-WSB Inline; for Smart Printer; 1700 pieces on roll; stretchable 5 - 5.2 mm; plain; snap-on type; orange

www.wago.com/2009-145/000-012**Item no.: 2009-145/000-023**

Mini-WSB Inline; for Smart Printer; 1700 pieces on roll; stretchable 5 - 5.2 mm; plain; snap-on type; green

www.wago.com/2009-145/000-023**Item no.: 2009-145/000-024**

Mini-WSB Inline; for Smart Printer; 1700 pieces on roll; stretchable 5 - 5.2 mm; plain; snap-on type; violet

www.wago.com/2009-145/000-024

Subject to changes. Please also observe the further product documentation!

WAGO GmbH & Co. KG

Hansastr. 27

32423 Minden

Phone: +49571 887-0 | Fax: +49571 887-169

Email: info.de@wago.com | Web: www.wago.com

Do you have any questions about our products?

We are always happy to take your call at +49 (571) 887-44222.



Item no.: 248-501/000-006
Mini-WSB marking card; as card; not stretchable; plain; snap-on type; blue

www.wago.com/248-501/000-006



Item no.: 248-501/000-007
Mini-WSB marking card; as card; not stretchable; plain; snap-on type; gray

www.wago.com/248-501/000-007



Item no.: 248-501/000-002
Mini-WSB marking card; as card; not stretchable; plain; snap-on type; yellow

www.wago.com/248-501/000-002



Item no.: 248-501/000-012
Mini-WSB marking card; as card; not stretchable; plain; snap-on type; orange

www.wago.com/248-501/000-012



Item no.: 248-501
Mini-WSB marking card; as card; not stretchable; plain; snap-on type; white

www.wago.com/248-501



Item no.: 248-501/000-017
Mini-WSB marking card; as card; not stretchable; plain; snap-on type; light green

www.wago.com/248-501/000-017




Item no.: 248-501/000-005
Mini-WSB marking card; as card; not stretchable; plain; snap-on type; red

www.wago.com/248-501/000-005



Item no.: 248-501/000-024
Mini-WSB marking card; as card; not stretchable; plain; snap-on type; violet

www.wago.com/248-501/000-024



Item no.: 248-501/000-023
Mini-WSB marking card; as card; not stretchable; plain; snap-on type; green

www.wago.com/248-501/000-023



Item no.: 750-100
Marker card; as a DIN A4 sheet; plain

www.wago.com/750-100

Group marker carrier



Item no.: 750-106
Group marker carrier

www.wago.com/750-106

Subject to changes. Please also observe the further product documentation!



Downloads

Documentation

Manual

| | | | |
|--|-----------------------|---------------|----------|
| System Manual WAGO I/O System 750/753 Decentralized Automation Technology | V 3.3.0 2023 May 4 | pdf 8.8 MB | Download |
|--|-----------------------|---------------|----------|

| | | | |
|---|---------|---------------|----------|
| Product Manual 2-channel Analog Input for Resistance Sensors PT100 / RTD | V 1.4.1 | pdf 3.0 MB | Download |
|---|---------|---------------|----------|

| | | | |
|---|--|-----|----------|
| System Manual Series 750/753 Online HTML | | URL | Download |
|---|--|-----|----------|

Bid Text

| | | | |
|--------------------------------|-------------|---------------|----------|
| 750-461/003-000 X81 - Datei | 2019 Feb 19 | xml 5.0 kB | Download |
|--------------------------------|-------------|---------------|----------|

| | | | |
|--------------------------------|-------------|----------------|----------|
| 750-461/003-000 doc - Datei | 2017 Oct 20 | doc 29.2 kB | Download |
|--------------------------------|-------------|----------------|----------|

Instruction Leaflet

| | | | |
|--|-------------|-----------------|----------|
| CCC Ex (Additional information) WAGO-I/O-SYSTEM *750-****/* | 2023 Apr 26 | pdf 163.6 kB | Download |
|--|-------------|-----------------|----------|

System Description

| | | | |
|---|--|-----------------|----------|
| Overview on WAGO-I/O-SYSTEM 750 approvals | | pdf 789.0 kB | Download |
|---|--|-----------------|----------|

| | | | |
|---|--|---------------|----------|
| 750/753 Series I/O-System – General Product Information | | pdf 1.7 MB | Download |
|---|--|---------------|----------|

Additional Information

| | | | |
|---|------------------------|---------------|----------|
| Disposal and Recycling Electrical and electronic equipment, Batteries, Packaging | V 1.1.0 2022 Aug 18 | pdf 2.2 MB | Download |
|---|------------------------|---------------|----------|

Application Notes

Application Note CoDeSys 2.3

Subject to changes. Please also observe the further product documentation!



| | | | |
|--|-------------|--------|----------|
| Application Note Library ModuleAccess_01 | 05.01.2016 | zip | Download |
| These instructions describe the use of the ModuleAccess_01.lib library using 4 examples. | 2016 Jan 29 | 1.0 MB | |

Libraries

| | | | |
|---|-------------|--------|----------|
| Library | | | |
| ModuleAccess_01.lib | 1.8.7 | zip | Download |
| The ModuleAccess_01 library provides both module configuration and access to its process data within a CoDeSys project without the use of WAGO I/O Check. | 2020 Jan 27 | 2.2 MB | |

CAD/CAE-Data

CAD data

| | | | |
|------------------------------|--|-----|----------|
| 2D/3D Models 750-461/003-000 | | URL | Download |
|------------------------------|--|-----|----------|

CAE data

| | | | |
|-----------------------------------|--|-----|----------|
| EPLAN Data Portal 750-461/003-000 | | URL | Download |
|-----------------------------------|--|-----|----------|

| | | | |
|--------------------------------|--|-----|----------|
| WSCAD Universe 750-461/003-000 | | URL | Download |
|--------------------------------|--|-----|----------|

| | | | |
|------------------------------|--|-----|----------|
| ZUKEN Portal 750-461/003-000 | | URL | Download |
|------------------------------|--|-----|----------|

| | | | |
|-----------------------------------|--|-----|----------|
| EPLAN Data Portal 750-461/003-000 | | URL | Download |
|-----------------------------------|--|-----|----------|

| | | | |
|--------------------------------|--|-----|----------|
| WSCAD Universe 750-461/003-000 | | URL | Download |
|--------------------------------|--|-----|----------|

Device Files

Device Driver

| | | | |
|--|-------------|--------|----------|
| WAGO USB Service Kabel Treiber / Serie 750 und 857 | 6.5.3.0 | zip | Download |
| | 2014 Sep 10 | 4.8 MB | |

Environmental Product Compliance

Compliance Search

| | | | |
|--|--|-----|----------|
| Environmental Product Compliance 750-461/003-000 | | URL | Download |
|--|--|-----|----------|

Subject to changes. Please also observe the further product documentation!



2-channel analog input; For Pt100/RTD resistance sensors; Adjustable

Installation Notes

Product family

WAGO I/O System 750/753

[Show all products from the family](#)

Subject to changes. Please also observe the further product documentation!

WAGO GmbH & Co. KG

Hansastr. 27

32423 Minden

Phone: +49571 887-0 | Fax: +49571 887-169

Email: info.de@wago.com | Web: www.wago.com

Do you have any questions about our products?

We are always happy to take your call at +49 (571) 887-44222.