THIS DRAWING IS UNPUBLISHED. RELEASED FOR PUBLICATION -.- .
© COPYRIGHT - BY TYCO ELECTRONICS CORPORATION. ALL RIGHTS RESERVED.

LOC	DIST
AD	25

REVISIONS

P	LTR	DESCRIPTION	DATE	DWN	APVD
	01	REVISED PER ECO-08-013375	09JUN08	DH	DB
	03	REVISED PER ECO-09-017437	14OCT09	AEG	DB

1. HOUSING MATERIAL: GLASS-FILLED POLYMER.
2. POST AND GROUND PLATE MATERIAL: COPPER ALLOY.
3. POST FINISH: DIN 41612 CLASS 2 IN CONTACT AREA. TIN PLATE ON POSTS.
4. GROUND PLATE FINISH: DIN 41612 CLASS 2 IN CONTACT AREA. TIN PLATE ON POSTS.
5. RECOMMENDED HOLE SIZE FOR MANUAL APPLICATION OF CONNECTOR ONTO PC BOARD.
6. MOLD REVISION DATE CODE MOLDED IN THIS AREA.

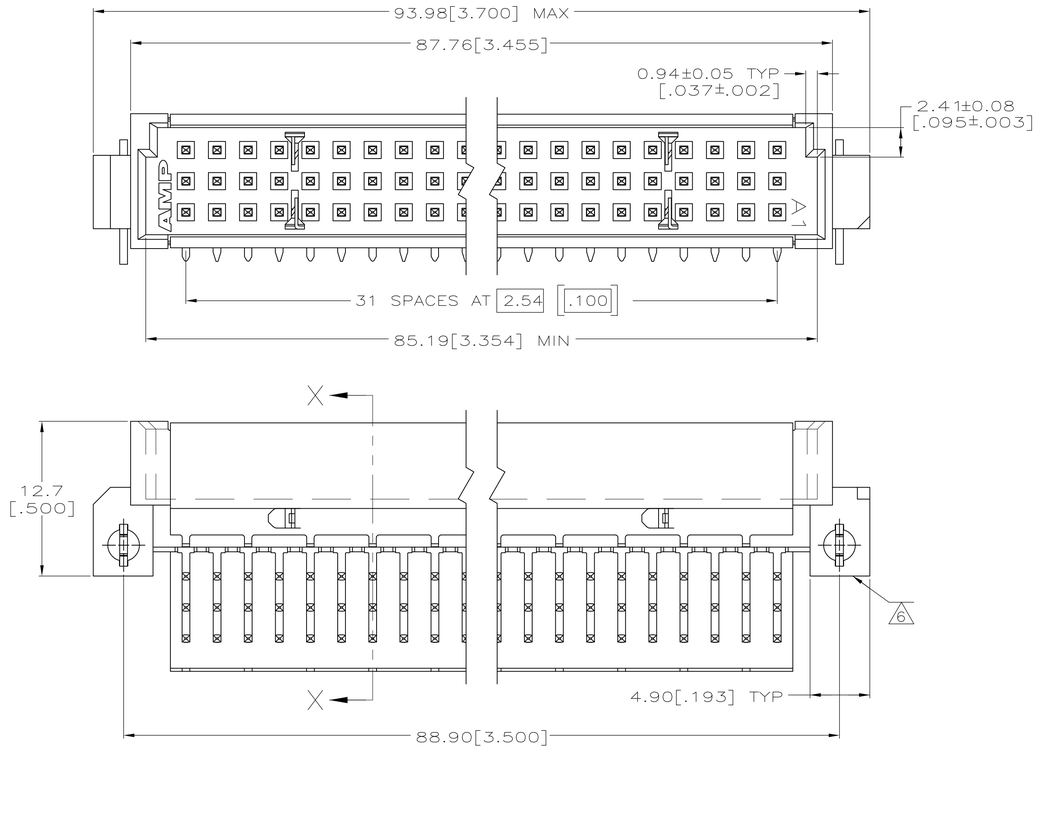

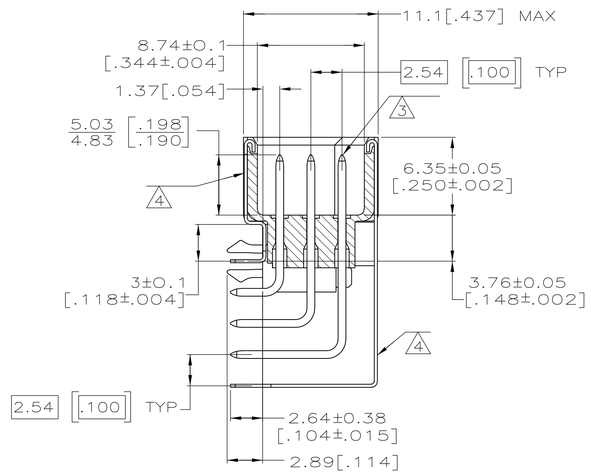

SECTION X-X

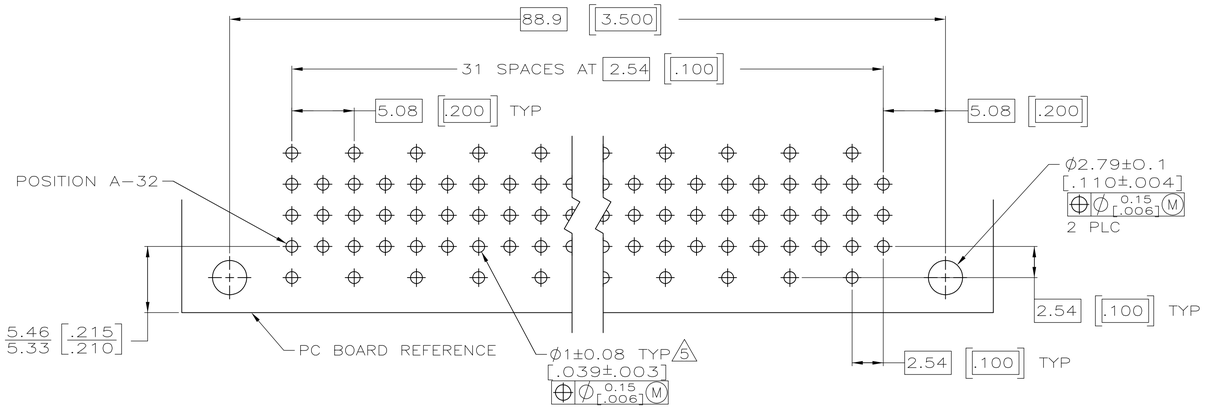

PC BOARD LAYOUT

THIS DRAWING IS A CONTROLLED DOCUMENT.	DWN J. POLIGNONE 19APR05	Tyco Electronics	Tyco Electronics Corporation Harrisburg, PA 17105-3608
DIMENSIONS: mm [INCHES]	CHK A. SHARPE 19APR05		
TOLERANCES UNLESS OTHERWISE SPECIFIED: 0 PLC ± - 1 PLC ± - 2 PLC ± - 3 PLC ± 0.13[.005] 4 PLC ± - ANGLES ± -	APVD A. SHARPE 19APR05	NAME	ASSEMBLY, PIN, ENHANCED, TYPE C, EUROCARD, 5 ROW, SOLDER, 2.64[.104] WITH BOARD-LOCKS
	PRODUCT SPEC —		
	APPLICATION SPEC —	SIZE A1	CAGE CODE 00779
MATERIAL 1 2	WEIGHT —	DRAWING NO C-5536148	RESTRICTED TO —
FINISH 3 4	CUSTOMER DRAWING	SCALE 4:1	SHEET 1 OF 1 REV 03

5536148-5
PART NUMBER