

Data sheet

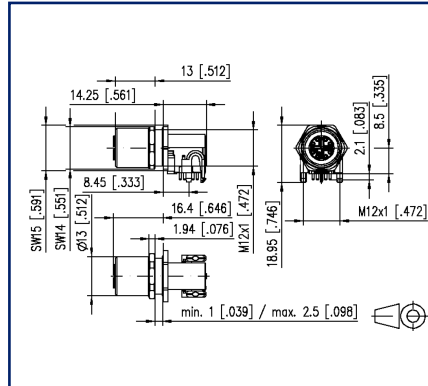
PC board jack M12, X-coded, 8-pole, IP67,
90° angled, max. 2.5 mm wall thickness, in individual parts

P/N
MMT471A315-0003
EAN 4250184169505
2022/06/27
Version: H

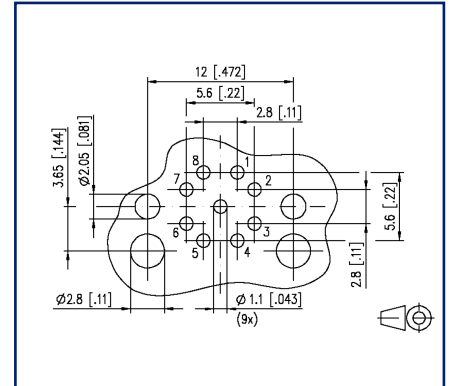
Illustrations



Dimensional drawing



Drill pattern



See enlarged drawings at the end of document

Product specification

- PC board jack M12
- 8-pole, X-coded according to IEC 61076-2-109
- 90° angled
- 10 GBit suitable according to IEEE 802.3an
- THR solderable
- Side entry
- Contact carriers green
- IP67 when plugged in
- suitable for a wall thickness up to 2.5 mm
- in individual parts
- suitable for applications in the railway industry according to data sheet

PC board jack M12, X-coded, 8-pole, IP67, 90° angled, max. 2.5 mm wall thickness, in individual parts

P/N
MMT471A315-0003
EAN 4250184169505
2022/06/27
Version: H

Technical Data

General Data

Dimensions

Dimension (L x W x H)	30.65 mm x 16.82 mm x 18.95 mm
Dimension (L x W x H)	1.207 in. x 0.662 in. x 0.746 in.

Jack	M12
Coding	X-coded
For wall thickness (mm)	2.5 mm
For wall thickness (inch)	0.098 in.

Electrical characteristics

Rated voltage	50 V AC / 60 V DC
Nominal current at 50 °C	max. 0.5 A
Insulation resistance	min. 100 MOhm
Overvoltage category	II
Degree of pollution	2

Mechanical data

Material

Material - Housing	CuZnPb
Material - Contact	CuZnPb
Contact surface	Ni + Au
Material - Insulating body	PA UL94 V0
REACH	compliant
Life - Number of mating cycles	>= 100
Tightening torque - Plug	0,6 - 1 Nm
Tightening torque - Jack mounting	3 Nm +/- 0,5 Nm
Protection category	IP67 when plugged in

Climatic properties

Temperature - Operating °C	-40 °C - 85 °C
Temperature - Operating °F	-40 °F - 185 °F

Approvals

Approval mark UL	E178484
------------------	---------

U | Contact

Data sheet

Page 3/6

**PC board jack M12, X-coded, 8-pole, IP67,
90° angled, max. 2.5 mm wall thickness, in individual parts**

P/N
MMT471A315-0003
EAN 4250184169505
2022/06/27
Version: H

Technical Data

Packaging

Type of packaging 5 pc(s) / blister packaging

Standards/Regulations

Railway applications

Electronic equipment used on rolling stock following to DIN EN 50155

Fire protection on railway vehicles following to DIN EN 45545-2

Classifications

ETIM 7.0 EC002637

ETIM 8.0 EC002637

U | Contact

Data sheet

Page 4/6

**PC board jack M12, X-coded, 8-pole, IP67,
90° angled, max. 2.5 mm wall thickness, in individual parts**

P/N
MMT471A315-0003
EAN 4250184169505
2022/06/27
Version: H

Accessories

P/N	Designation
700701	M12 screw plug for jacks IP54

© 2022 METZ CONNECT - Technische Änderungen vorbehalten! Subject to modifications! Sous réserve de modifications techniques!



U | Contact

Data sheet

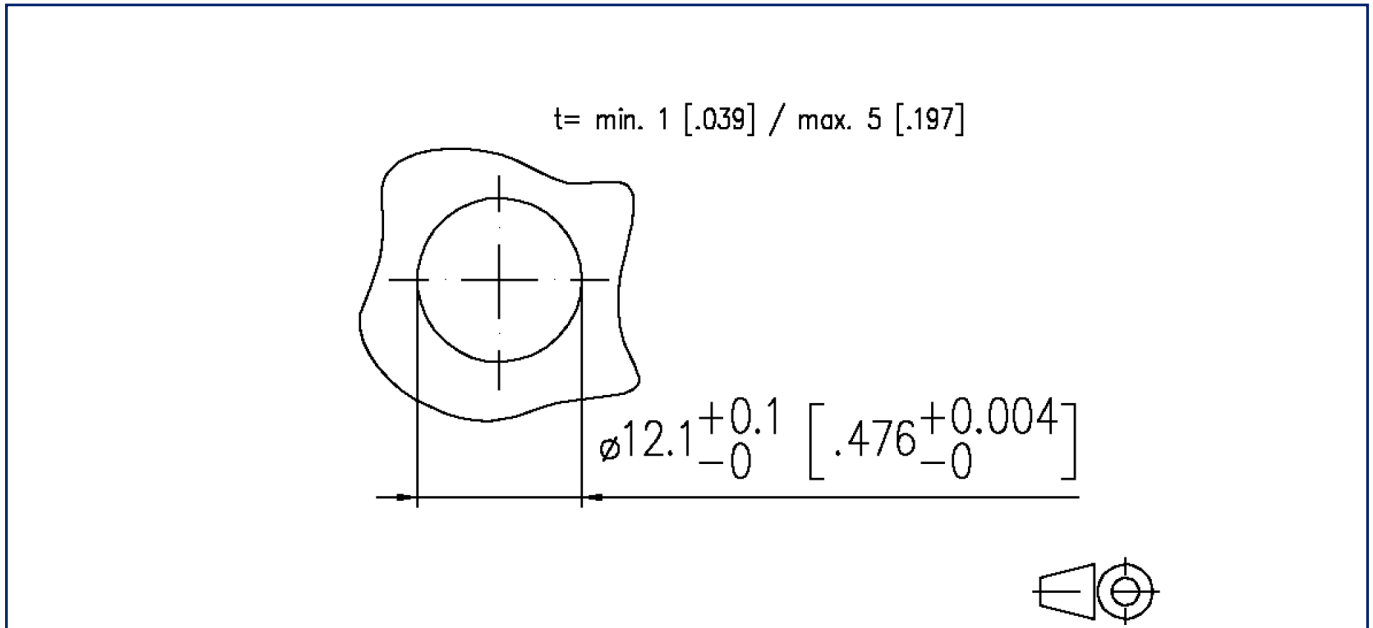
Page 6/6

**PC board jack M12, X-coded, 8-pole, IP67,
90° angled, max. 2.5 mm wall thickness, in individual parts**

P/N
MMT471A315-0003
EAN 4250184169505
2022/06/27
Version: H

Illustrations

Cut-out



© 2022 METZ CONNECT - Technische Änderungen vorbehalten! Subject to modifications! Sous réserve de modifications techniques!