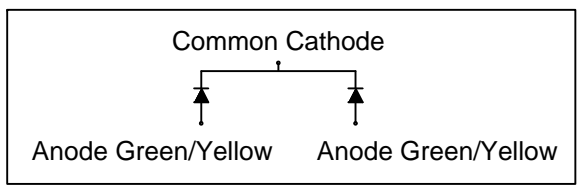
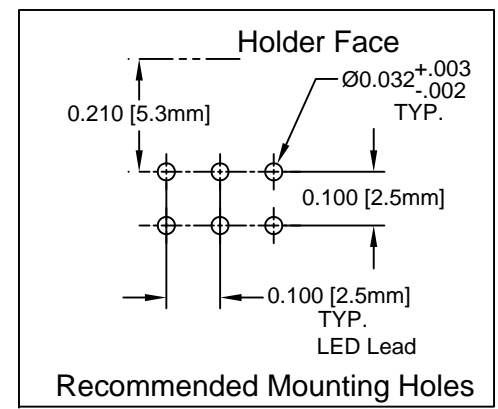
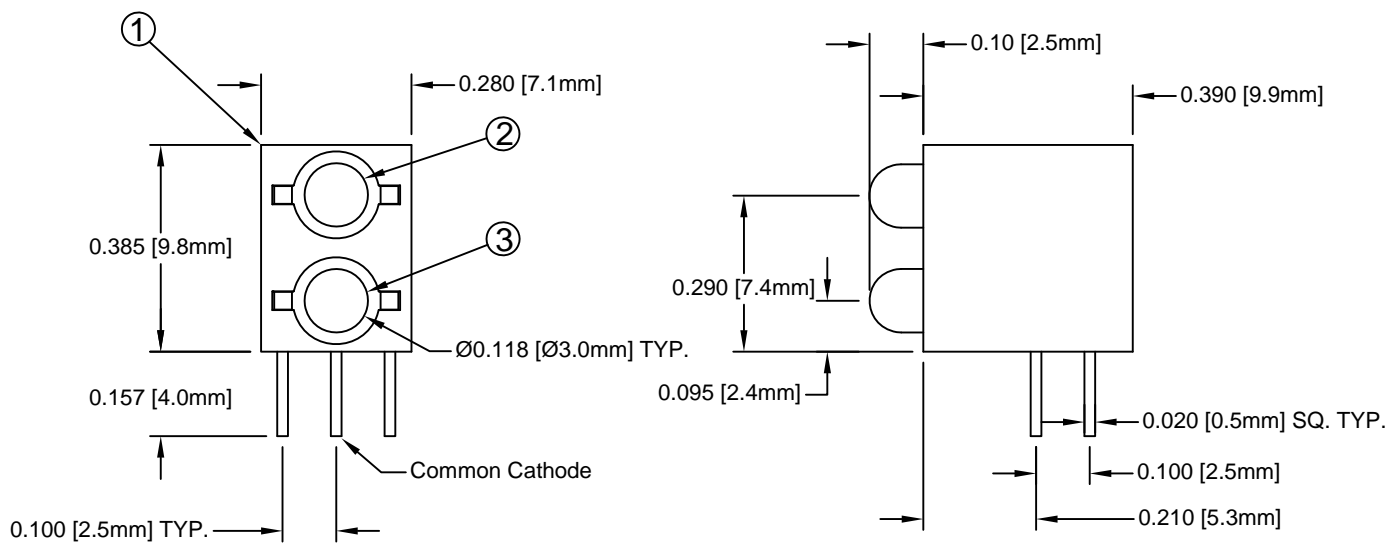


ITEM	QTY	PART NUMBER	PART DESCRIPTION
1	1	H-280C	Tri-Lead 90°, LED holder, T-1 (3mm)
2	1	3GD-3-F	T-1 (3mm) Tri-Lead Flange LED
3	1	3YD-3-F	T-1 (3mm) Tri-Lead Flange LED

REV.	DESCRIPTION	DATE	APPROVED
B	Added Anode Annotation, Cut Length, and Dim. Correction	04/28/03	M. C.
C	Corrected Dimension, LED Protrusion	09/26/05	M. C.
D	Update Template	02/19/07	M. C.
E	Updated Lead View and Mounting Holes	03/05/08	M. C.
F	Engineering Update w/o Changes	06/22/16	J. C.



LED Part No.	Chip			Lens Appearance	Absolute Max. Ratings				Electro-Optical Data @ 20mA			Viewing Angle (Deg)
	Material	Peak Wave Length $\lambda_p$ (nm)	Emitted Color		$\Delta\lambda$ (nm)	Pd (mW)	If (mA)	Peak If (mA)	Vf (V)		Iv (mcd)	
									TYP	MAX	TYP	
3GD-3-F	GaP/GaP	565	GREEN	DIFFUSED	30	80	30	150	2.2	2.6	30	45
	GaP/GaP	565	GREEN		30	80	30	150	2.2	2.6	30	
3YD-3-F	GaAsP/GaP	585	YELLOW	DIFFUSED	30	80	30	150	2.1	2.6	20	45
	GaAsP/GaP	585	YELLOW		30	80	30	150	2.1	2.6	20	

## ABSOLUTE MAXIMUM RATINGS (Ta = 25°C)

- REVERSE VOLTAGE \_\_\_\_\_ 5V
- REVERSE CURRENT (VR=5V) \_\_\_\_\_ 100µA
- OPERATING TEMPERATURE RANGE \_\_\_\_\_ -25°C ~ 85°C
- STORAGE TEMPERATURE \_\_\_\_\_ -30°C ~ 100°C
- LEAD SOLDERING TEMPERATURE (1/16" FROM BODY) \_\_\_\_\_ 260°C for 5 Seconds

STANDARD TOLERANCE (UNLESS OTHERWISE SPECIFIED)		 4 THOMAS, IRVINE, CA. 92618 TEL: (949) 951-8808 FAX: (949) 951-3974	
DECIMALS	ANGULAR		
.X ±.1	X° ±1°	 <b>TITLE:</b> T-1 (3mm) TRI-LEAD ASSY	
.XX ±.02			
.XXX ±.010		<b>DESIGNED:</b> S. Irving <b>DATE:</b> 08/06/02 <b>PART NO:</b> H280CGYD <b>REVISION:</b> F	
<b>CHECKED:</b> M. Chen <b>DATE:</b> 08/06/02		<b>CAGE CODE :</b> 32559 <b>SHEET #</b> 1 OF 1	
CAD GENERATED DOCUMENT. DO NOT MEASURE DRAWING.			