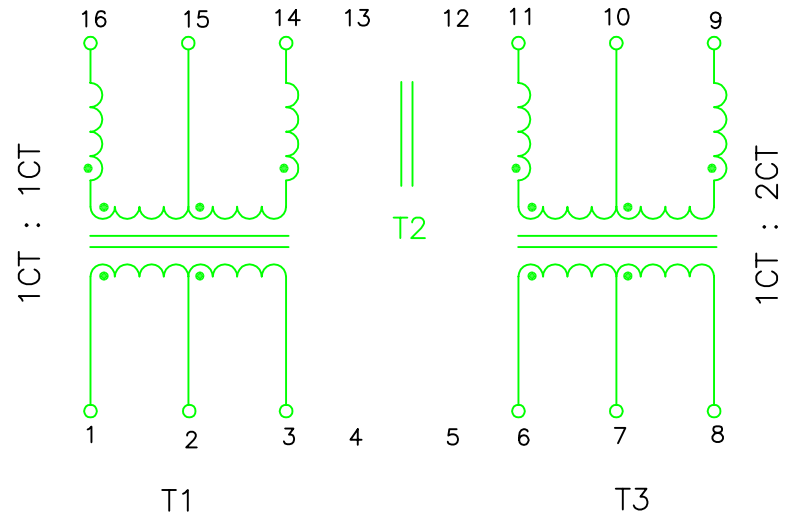



E2467NL

NOTICE: THE INFORMATION AND DESIGN CONTAINED HEREIN IS THE PROPERTY OF PULSE WHO RESERVES ALL RIGHTS THERETO.

FINAL OUTLINE NOTES:
CHECK DIMENSIONS PER PACKAGE SPECIFICATION ITEM 10.



SCHEMATIC

Electrical @ 25°C

PARAMETER	SPECIFICATIONS
URNS RATIO	(1-3) : (14-16) = 1CT:1CT ±2% (6-8) : (9-11) = 1CT:2CT ±2%
CAPACITANCE WINDING TO WINDING	(1-3) 8 pF MAX (AT 100 KHz 20 mVRMS) (6-8) 12 pF MAX
DC RESISTANCE	0.3 OHMS MAX
LEAKAGE INDUCTANCE	0.3 uH MAX
INPUT - OUTPUT ISOLATION	1500 VRMS MIN @ 60 SECONDS

UNLESS OTHERWISE SPECIFIED, ALL DIMENSIONS ARE IN INCHES TOLERANCES ARE:
 DECIMALS .XX ±.01 .XXX ±.005
 ANGLES ± 1°
 DO NOT SCALE DRAWING

SIZE	CAGE CODE	DWG. NO.	REV.
B01961		E2467NL	P1
SCALE	CADD FILE		SHEET
NONE		E2467NL-1	1 OF 2

E2467NL

NOTICE: THE INFORMATION AND DESIGN CONTAINED HEREIN IS THE PROPERTY OF PULSE WHO RESERVES ALL RIGHTS THERETO.

D

C

B

A

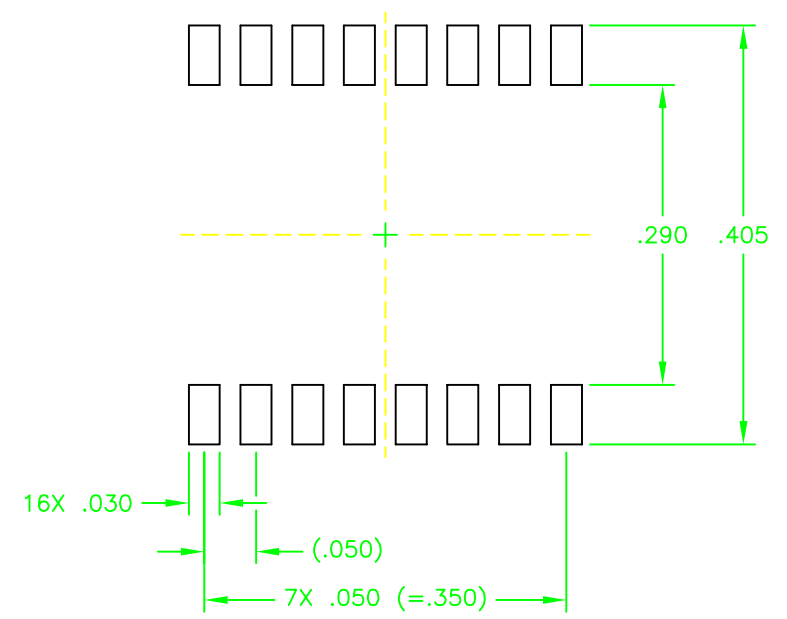
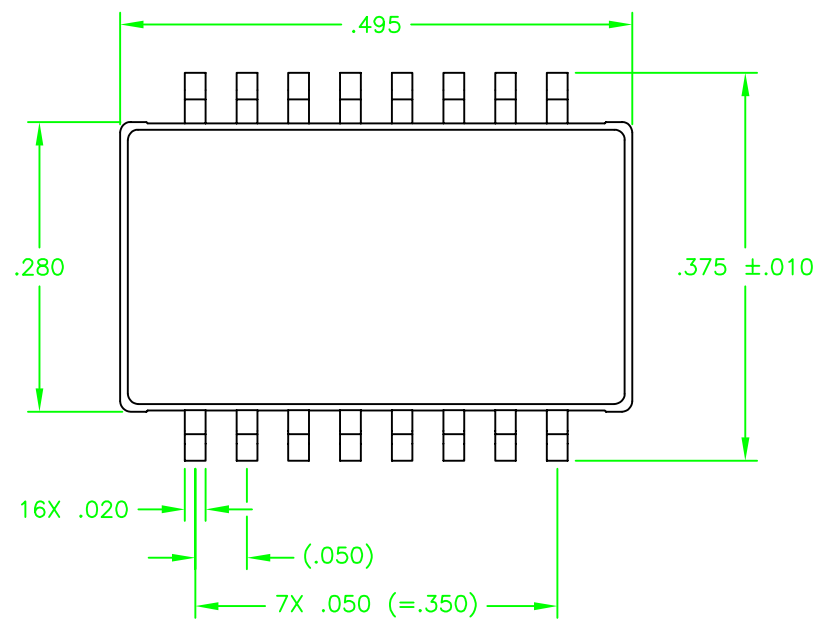
D

C

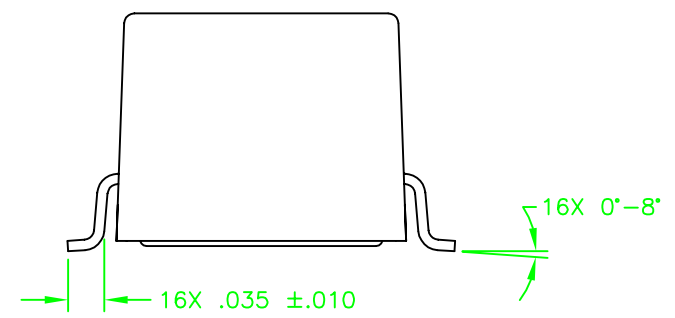
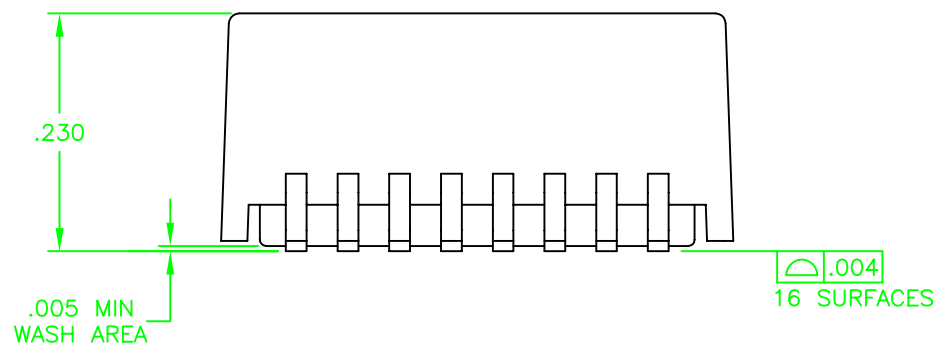
B

A

4 3 2 1



SUGGESTED LAND PATTERN



UNLESS OTHERWISE SPECIFIED, ALL DIMENSIONS ARE IN INCHES
TOLERANCES ARE:

DECIMALS	ANGLES
.XX ±.01	± 1°
.XXX ±.005	

DO NOT SCALE DRAWING

SIZE	GAGE CODE	DWG. NO.	REV.
B01961		E2467NL	P1
SCALE	CADD FILE	SHEET	
NONE	E2467NL-2	2 OF 2	

4 3 2 1