

3-Way Power Divider 1 - 300 MHz

Rev. V4

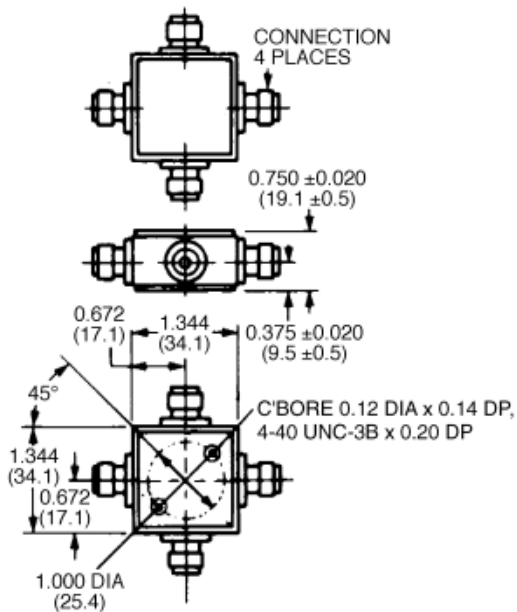
Features

- Low Loss: 0.5 dB
- Impedance: 50 Ω Nominal
- Power Rating: 1 W Maximum
- Internal Load Dissipation: 0.05 W Maximum
- Flatpack and Connectorized Packages
- MIL-STD-202 Screening Available

Description


A power divider is ideally a lossless reciprocal device which can also perform vector summation of two or more signals and thus is sometimes called a power combiner or summer.

C-8 (DS-308)

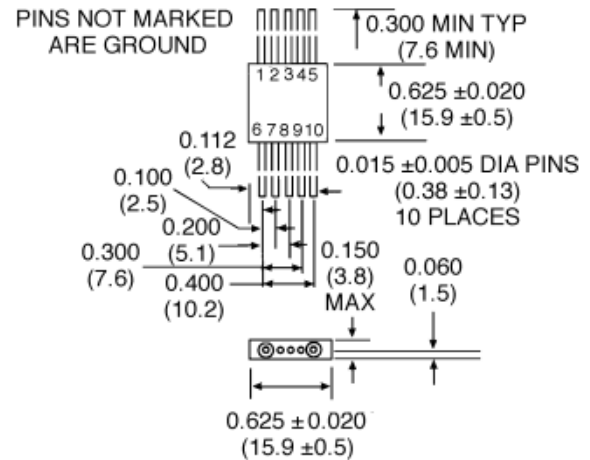


Dimensions in () are in mm.
Unless Otherwise Noted: .xxx = ±0.015 (.x = ±0.4)
WEIGHT (APPROX.): 2.5 OUNCES 71 GRAMS

Pin Configuration (DS-308)



FP-3 (DS-117)



Dimensions in () are in mm.
Unless Otherwise Noted: .xxx = ±0.010 (.xx = ±0.25)
.xx = ±0.02 (.x = ±0.5)
WEIGHT (APPROX.): 0.12 OUNCES 3.4 GRAMS

Pin Configuration (DS-117)

Pin No.	Function
1, 2, 4, 5, 7, 9	Ground
3	Input
6	Output
8	Output
10	Output

Ordering Information

Part Number	Package
DS-117 PIN	FP-3
DS-308 BNC	C-8
DS-308 N	C-8
DS-308 SMA	C-8

3-Way Power Divider 1 - 300 MHz

Rev. V4

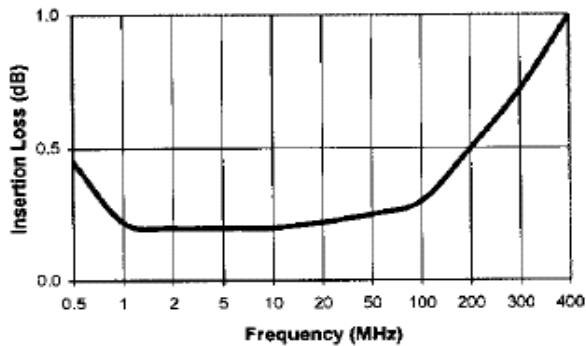
DS-113 Electrical Specifications¹: $T_A = -55^\circ\text{C}$ to $+85^\circ\text{C}$

Parameter	Test Conditions	Frequency (MHz)	Units	Min.	Typ.	Max.
Insertion Loss	Less Coupling	2 - 200 1 - 300	dB	—	—	0.75 1.0
Isolation	—	2 - 200 1 - 300	dB	30 20	—	—
Amplitude Balance	—	1 - 300	dB	—	—	0.25
Phase Balance	—	2 - 200 1 - 300	°	—	—	3 4
VSWR	All Ports	2 - 200 1 - 300	Ratio	—	—	1.3:1 1.5:1

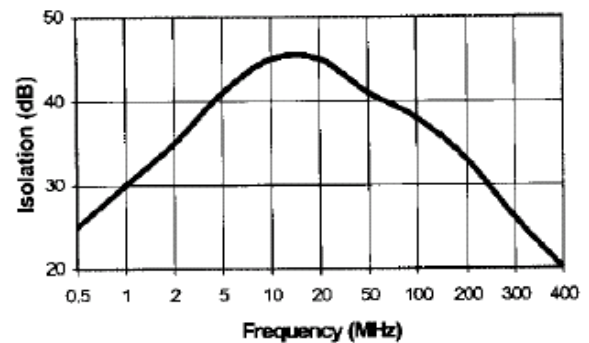
1. All specifications apply with 50 Ω source and load impedance.

Typical Performance Curves

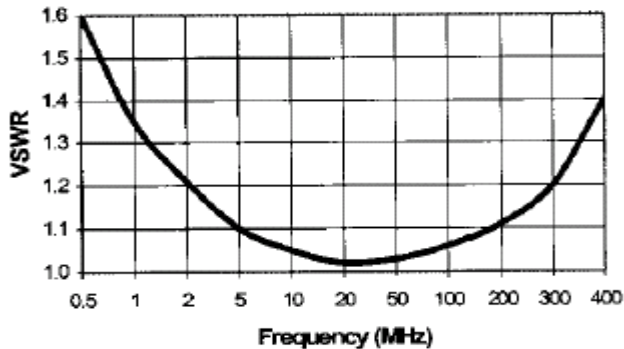
Insertion Loss



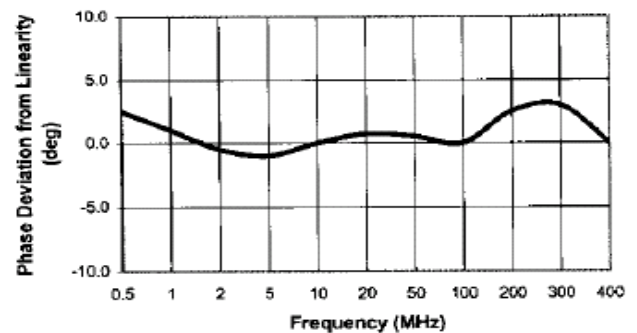
Isolation



VSWR



Phase Linearity



2

MACOM Technology Solutions Inc. (MACOM) and its affiliates reserve the right to make changes to the product(s) or information contained herein without notice. Visit www.macom.com for additional data sheets and product information.

MACOM Technology Solutions Inc. All rights reserved.

Information in this document is provided in connection with MACOM Technology Solutions Inc ("MACOM") products. These materials are provided by MACOM as a service to its customers and may be used for informational purposes only. Except as provided in MACOM's Terms and Conditions of Sale for such products or in any separate agreement related to this document, MACOM assumes no liability whatsoever. MACOM assumes no responsibility for errors or omissions in these materials. MACOM may make changes to specifications and product descriptions at any time, without notice. MACOM makes no commitment to update the information and shall have no responsibility whatsoever for conflicts or incompatibilities arising from future changes to its specifications and product descriptions. No license, express or implied, by estoppel or otherwise, to any intellectual property rights is granted by this document.

THESE MATERIALS ARE PROVIDED "AS IS" WITHOUT WARRANTY OF ANY KIND, EITHER EXPRESS OR IMPLIED, RELATING TO SALE AND/OR USE OF MACOM PRODUCTS INCLUDING LIABILITY OR WARRANTIES RELATING TO FITNESS FOR A PARTICULAR PURPOSE, CONSEQUENTIAL OR INCIDENTAL DAMAGES, MERCHANTABILITY, OR INFRINGEMENT OF ANY PATENT, COPYRIGHT OR OTHER INTELLECTUAL PROPERTY RIGHT. MACOM FURTHER DOES NOT WARRANT THE ACCURACY OR COMPLETENESS OF THE INFORMATION, TEXT, GRAPHICS OR OTHER ITEMS CONTAINED WITHIN THESE MATERIALS. MACOM SHALL NOT BE LIABLE FOR ANY SPECIAL, INDIRECT, INCIDENTAL, OR CONSEQUENTIAL DAMAGES, INCLUDING WITHOUT LIMITATION, LOST REVENUES OR LOST PROFITS, WHICH MAY RESULT FROM THE USE OF THESE MATERIALS.

MACOM products are not intended for use in medical, lifesaving or life sustaining applications. MACOM customers using or selling MACOM products for use in such applications do so at their own risk and agree to fully indemnify MACOM for any damages resulting from such improper use or sale.