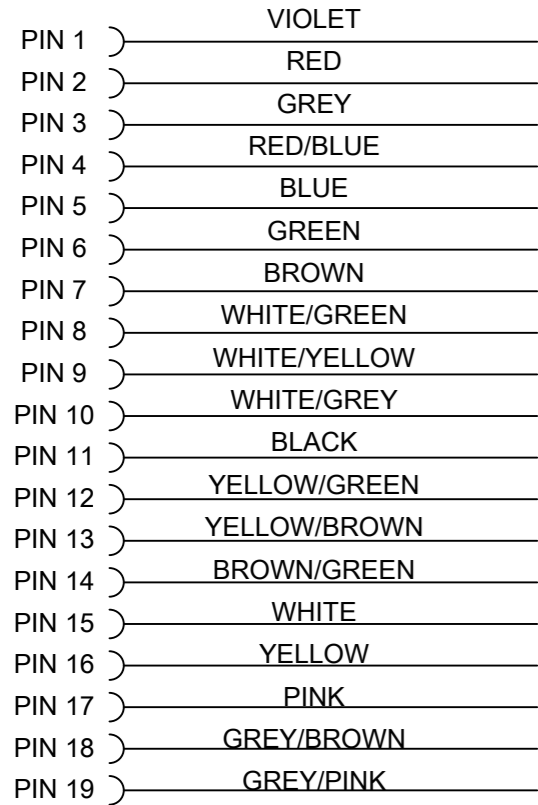


WIRING DIAGRAM



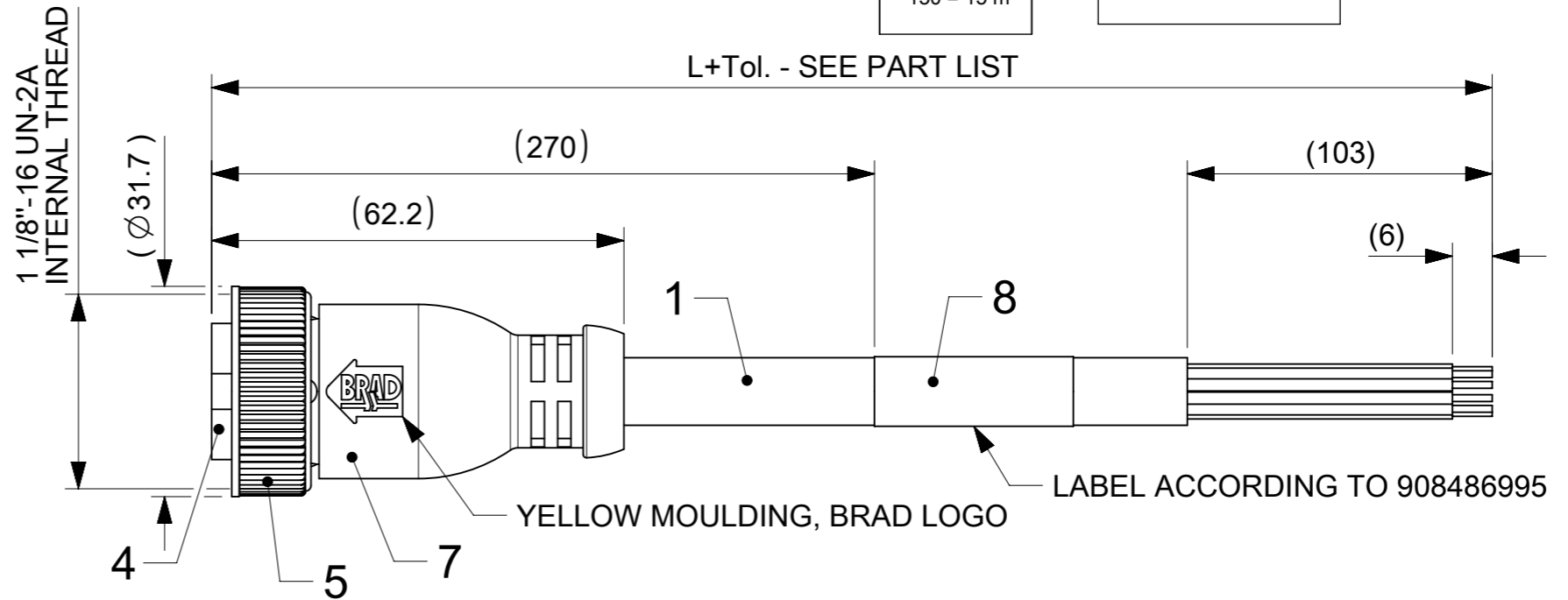
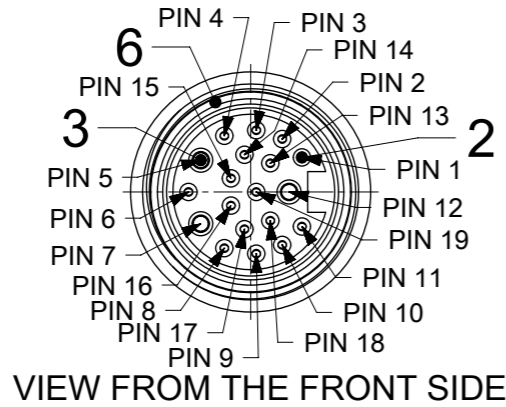
PART No. MATRIX

3 0 3 0 0 0 X 8 0 M X X X X

30 = C-SIZE Single Ended Poles: 3 = 19 Poles Heads style: 000 = Female straight Cable - See TABLE 1 Units: M = Meter Length Examples: 005 = 0.5 m, 010 = 1 m, 050 = 5 m, 100 = 10 m, 150 = 15 m Coupling Nut Material: Blank=Standard, 1= Stainless Steel, 3= Brass, 5=Delrin

PART LIST

| MOLEX PN | ENGINEERING NO | L+Tol.[mm] |
|------------|----------------|------------|
| 1300088079 | 303000B80M050 | 5000 |
| 1300088080 | 303000B80M100 | 10000 |
| 1300080296 | 303000E80F200 | 60960 |
| 1300080297 | 303000E80M010 | 1000 |
| 1300088030 | 303000E80M020 | 2000 |
| 1300088011 | 303000E80M100 | 10000 |
| 1300085002 | 303000I80M050 | 5000 |
| 1300089016 | 303000I80M100 | 10000 |
| 1300089017 | 303000I80M150 | 15000 |
| 1300088012 | 303000I80M200 | 20000 |
| 1300085003 | 303000I80M250 | 25000 |
| 1300080299 | 303000P80M003 | 300 |
| 1300080300 | 303000P80M010 | 1000 |
| 1300080301 | 303000P80M020 | 2000 |
| 1300080302 | 303000P80M030 | 3000 |
| 1300080303 | 303000P80M050 | 5000 |
| 1300080304 | 303000P80M070 | 7000 |
| 1300080305 | 303000P80M080 | 8000 |
| 1300080306 | 303000P80M100 | 10000 |
| 1300080307 | 303000P80M130 | 13000 |
| 1300080308 | 303000P80M150 | 15000 |
| 1300080309 | 303000P80M160 | 16000 |
| 1300080310 | 303000P80M200 | 20000 |
| 1300080480 | 303000P80M230 | 23000 |
| 1300080503 | 303000P80M250 | 25000 |
| 1300080311 | 303000P80M300 | 30000 |



CABLE LIST

| CABLE TYPE | DESCRIPTION | MATERIAL | JACKET COLOR |
|------------|------------------------|----------|--------------|
| E80 | CABLE;3X0.75+16X0.34 | PVC | YELLOW |
| P80 | CABLE;3X0.75+16X0.34 | PUR | BLACK |
| I80 | CABLE;3X0.75+16X0.34 | PVC | GRAY |
| B80 | CABLE 3X19AWG+16X22AWG | TPU | BLACK |

BOM

| ITEM | QTY. | DESCRIPTION | MATERIAL | FINISH/COLOR |
|------|------|----------------------------|-----------------|--------------|
| 8 | 1 | LABEL WRAP | VINYL | YELLOW |
| 7 | - | MOULDING MATERIAL | ARNITEL | YELLOW |
| 6 | 1 | FRICTION RING - C SIZE | NYLON | TRANSPARENT |
| 5 | 1 | COUPLING NUT C-SIZE FEMALE | ELECTROPHORETIC | BLACK |
| 4 | 1 | INSERT 19P FEMALE | ARNITEL | YELLOW |
| 3 | 3 | CONTACT FEMALE | - | - |
| 2 | 16 | CONTACT FEMALE | - | - |
| 1 | - | CABLE 3x19AWG+16c22AWG | SEE TABLE 1 | SEE TABLE 1 |

NOTES :

ELECTRICAL DATA :
 VOLTAGE RATING : 250VAC-300VDC
 CONTACT CURRENT RATING - 1MM = 4 AMPS
 CONTACT CURRENT RATING - 2MM = 13 AMPS
 MAX. CURRENT RATING - 24AMPS
 INSULATION RESISTANCE : 10⁸Ω MIN.
 MATING CYCLES : MIN. 100

ENVIRONMENTAL :
 PROTECTION CLASS : IP68 IN MATED AND LOCKED POSITION
 OPERATING TEMPERATURE : -25°C TO +80°C

| OVER | UP TO AND INCLUDING | TOLERANCE (+) |
|-------|---------------------|---------------|
| 0 | 305 | +19 |
| 305 | 915 | +45 |
| 915 | 1830 | +56 |
| 1830 | 3660 | +89 |
| 3660 | 7320 | +165 |
| 7320 | 14640 | +317 |
| 14640 | 30500 | +610 |
| 30500 | > | +2% OF LENGTH |

THIS DRAWING CONTAINS INFORMATION THAT IS PROPRIETARY TO MOLEX ELECTRONIC TECHNOLOGIES, LLC AND SHOULD NOT BE USED WITHOUT WRITTEN PERMISSION

FUNCTIONAL SYMBOLS: $\nabla/A = 0$, $\nabla/E = 0$, $\nabla/F = 0$

DIVISIONAL SYMBOLS: 4 PLACES ±, 3 PLACES ±, 2 PLACES ± 0.05, 1 PLACE ± 0.3, 0 PLACES ± 0.5

THIRD ANGLE PROJECTION:

DRAWING: A3-SIZE SERIES: 130008 MATERIAL NUMBER: SEE SHEET 2 CUSTOMER: GENERAL MARKET SHEET NUMBER: 1 OF 1

EC NO: 700233 DRWN: MDHARMANTI 2022/03/18 CHK'D: RSILLER 2022/03/21 APPR: RSILLER 2022/03/21

INITIAL REVISION: DRWN: MDHARMANTI 2022/03/18 APPR: RSILLER 2022/03/21

DOCUMENT NUMBER: 1300080300 DOC TYPE: PSD DOC PART: 000 REVISION: A

molex
CSE MC 19P FE STR XM
PRODUCT CUSTOMER DRAWING