



# 1SS387FN2

## SURFACE MOUNT SWITCHING DIODES

**VOLTAGE** 80 Volt      **POWER** 300mWatt

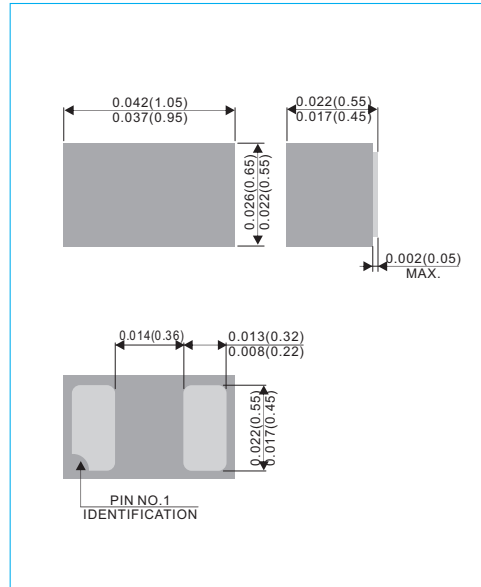
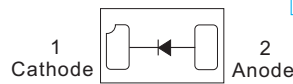
**DFN 2L**      Unit : inch(mm)

### FEATURES

- Fast switching Speed.
- Electrically Identical to Standard JEDEC
- Surface Mount Package Ideally Suited for Automatic Insertion.
- Lead free in compliance with EU RoHS 2.0
- Green molding compound as per IEC 61249 standard

### MECHANICAL DATA

- Case : DFN 2L plastic case.
- Terminals : Solderable per MIL-STD-750, Method 2026
- Weight : 0.00004 ounces, 0.0011grams
- Marking Code : BZ
- Polarity : Color band denotes cathode end



### ABSOLUTE RATINGS (T<sub>A</sub> = 25°C, unless otherwise noted)

PARAMETER	SYMBOL	1SS387FN2	UNITS
Reverse Voltage	V <sub>R</sub>	80	V
Peak Reverse Voltage	V <sub>RRM</sub>	85	V
Maximum DC Blocking Voltage	V <sub>DC</sub>	80	V
Maximum Average Forward Current at T <sub>A</sub> = 25 °C	I <sub>F(AV)</sub>	150	mA
Peak Forward Surge Current, @ 8.33ms AC Half Wave @ 10ms AC Half Wave	I <sub>FSM</sub>	2.5 2.3	A
Power Dissipation Derate Above 25 °C	P <sub>D</sub>	300	mW
Operating Junction and Storage Temperature Range	T <sub>J</sub> , T <sub>STG</sub>	-55 to +150	°C

### THERMAL CHARACTERISTICS

PARAMETER	SYMBOL	1SS387FN2	UNITS
Typical Thermal Resistance	R <sub>θJA</sub>	400	°C / W



# 1SS387FN2

## ELECTRICAL CHARACTERISTICS ( $T_A=25^{\circ}\text{C}$ , unless otherwise noted)

PARAMETER	SYMBOL	TEST CONDITIONS	MIN	TPY	MAX	UNITS
Maximum Forward Voltage	$V_F$	$I_F=1\text{mA}$ $I_F=10\text{mA}$ $I_F=100\text{mA}$	-	0.62 0.75 0.98	0.715 0.855 1.2	V
Reverse Leakage Current	$I_R$	$V_R=30\text{V}$ $V_R=80\text{V}$	-		0.1 0.5	$\mu\text{A}$
Maximum Total Capacitance	$C_T$	$V_R=0\text{V}$ , $f=1\text{MHz}$	-	0.5		pF
Maximum Reverse Recovery Time	$t_{rr}$	$I_F=10\text{mA}$ , $I_R=1\text{mA}$ $V_R=6\text{V}$ , $R_L=100\Omega$	-	1.6		ns

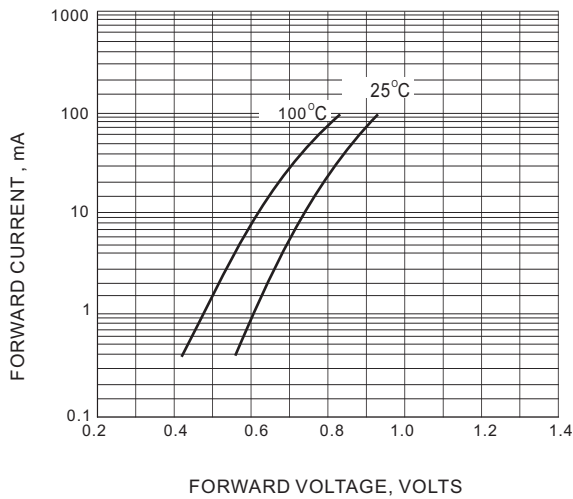


FIG. 1-TYPICAL FORWARD CHARACTERISTIC

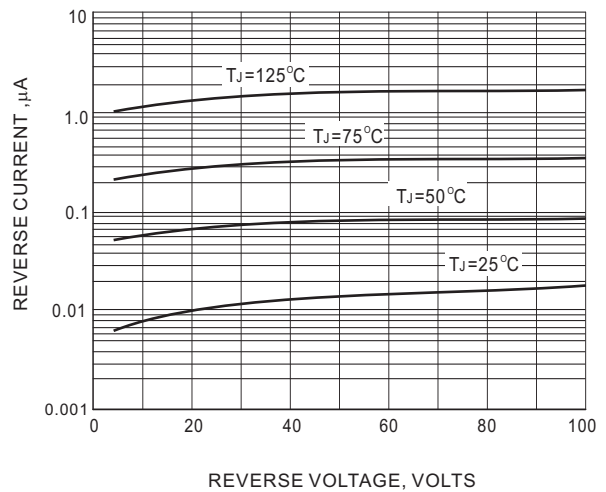


FIG. 2-TYPICAL REVERSE CHARACTERISTICS

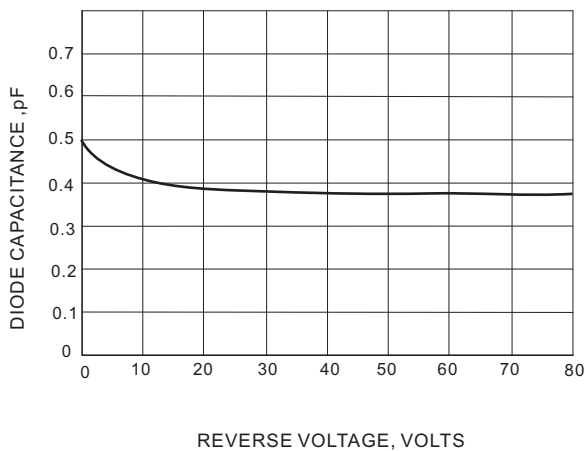


FIG. 3 TYPICAL JUNCTION CAPACITANCE

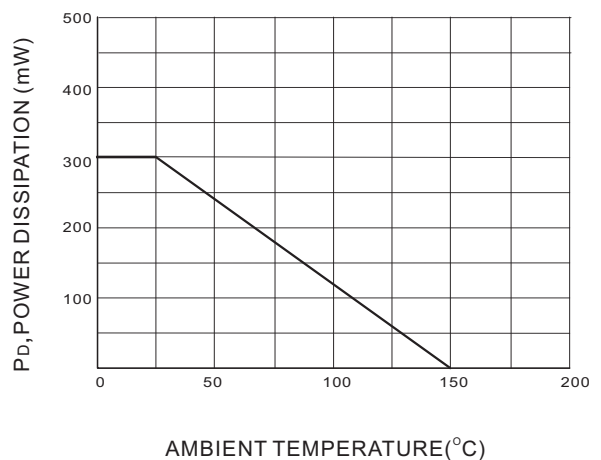


FIG. 4 POWER DERATING CURVE

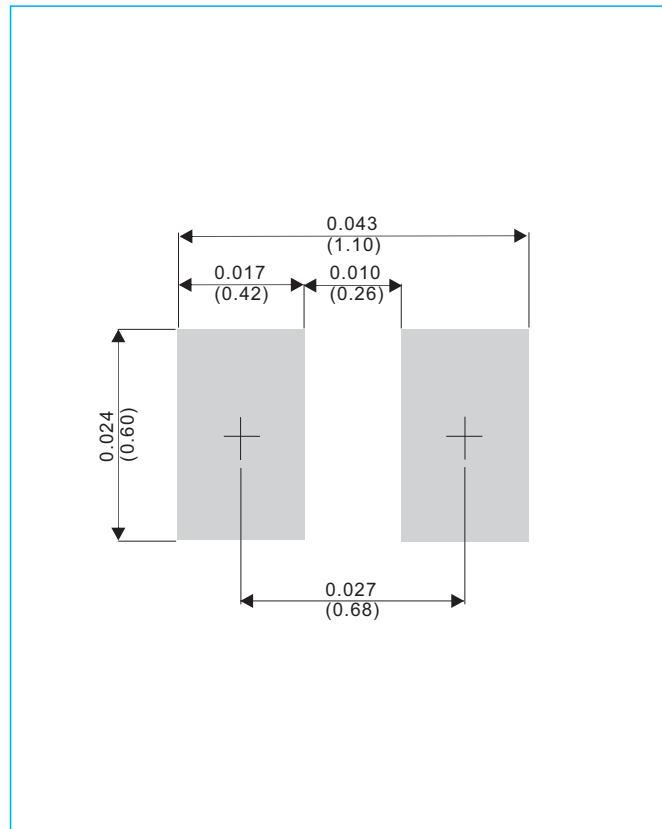


# 1SS387FN2

## MOUNTING PAD LAYOUT

### DFN 2L

Unit : inch(mm)



## ORDER INFORMATION

- Packing information  
T/R -8K per 7" plastic Reel



# 1SS387FN2

## Part No\_packing code\_Version

1SS387FN2\_R1\_00001

For example :

**RB500V-40\_R2\_00001**



Packing Code <b>XX</b>				Version Code <b>XXXXX</b>		
Packing type	1 <sup>st</sup> Code	Packing size code	2 <sup>nd</sup> Code	HF or RoHS	1 <sup>st</sup> Code	2 <sup>nd</sup> ~5 <sup>th</sup> Code
Tape and Ammunition Box (T/B)	A	N/A	0	HF	0	serial number
Tape and Reel (T/R)	R	7"	1	RoHS	1	serial number
Bulk Packing (B/P)	B	13"	2			
Tube Packing (T/P)	T	26mm	X			
Tape and Reel (Right Oriented) (TRR)	S	52mm	Y			
Tape and Reel (Left Oriented) (TRL)	L	PANASERT T/B CATHODE UP (PBCU)	U			
FORMING	F	PANASERT T/B CATHODE DOWN (PBCD)	D			



## 1SS387FN2

### Disclaimer

- Reproducing and modifying information of the document is prohibited without permission from Panjit International Inc..
- Panjit International Inc. reserves the rights to make changes of the content herein the document anytime without notification. Please refer to our website for the latest document.
- Panjit International Inc. disclaims any and all liability arising out of the application or use of any product including damages incidentally and consequentially occurred.
- Panjit International Inc. does not assume any and all implied warranties, including warranties of fitness for particular purpose, non-infringement and merchantability.
- Applications shown on the herein document are examples of standard use and operation. Customers are responsible in comprehending the suitable use in particular applications. Panjit International Inc. makes no representation or warranty that such applications will be suitable for the specified use without further testing or modification.
- The products shown herein are not designed and authorized for equipments requiring high level of reliability or relating to human life and for any applications concerning life-saving or life-sustaining, such as medical instruments, transportation equipment, aerospace machinery et cetera. Customers using or selling these products for use in such applications do so at their own risk and agree to fully indemnify Panjit International Inc. for any damages resulting from such improper use or sale.
- Since Panjit uses lot number as the tracking base, please provide the lot number for tracking when complaining.