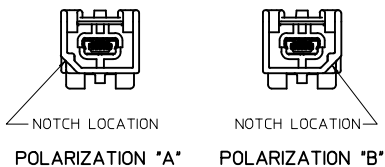


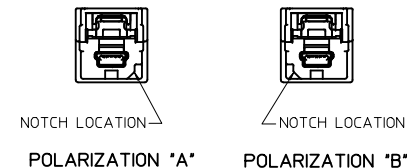
WIRING DIAGRAM

MINI-B IN-LINE (HOST)			MINI-B PLUG (TARGET)		
SIGNAL NAME	CONTACT #	WIRE COLORS	WIRE COLORS	CONTACT #	SIGNAL NAME
TPA+	PIN 5	GREEN	GREEN	PIN 5	TPA+
TPA-	PIN 4	RED	RED	PIN 4	TPA-
SIGNAL SHIELDING	PIN 3	SIGNAL SHIELD DRAIN WIRE		PIN 3	SIGNAL SHIELDING
TPB+	PIN 2	BLUE	BLUE	PIN 2	TPB+
TPB-	PIN 1	ORANGE	ORANGE	PIN 1	TPB-
CABLE BRAID	SHELL	BRAID TO SHELL TERMINATION		SHELL	CABLE BRAID

MINI-B INLINE RECEPTACLE POLARIZATION OPTIONS



MINI-B PLUG POLARIZATION OPTIONS

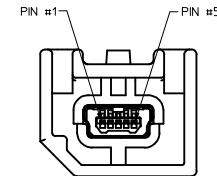
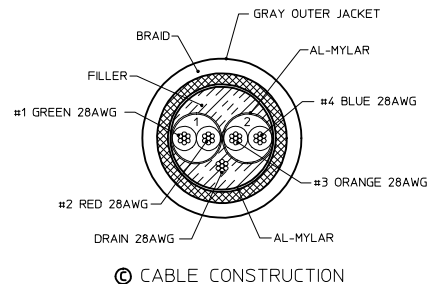


ASSEMBLY MATERIAL NUMBERS

MOLEX MAT. NO.	MINI-B INLINE RECEPTACLE POLARIZATION	MINI-B PLUG POLARIZATION	CUSTOMER PART NO.	DIM 'A' (mm)
111020-2001	A	A		500±10
111020-2002	B	A		500±10
111020-2003	A	B		500±10
111020-2004	B	B		500±10

NOTES:

- PART MUST CONFORM TO THE ELECTRICAL CONNECTION SYSTEM DESIGN SPECIFICATION (SDS) VER 13, DATED 06-APR-06, TEMP CLASS "-40-85°C".
- PART MUST CONFORM TO THE LATEST LEVEL OF SAE/USCAR-30 & USB 2.0.
- ALL PLASTIC PARTS MUST HAVE MATERIAL IDENTIFICATION SYMBOLS CLEARLY MARKED, WHEREVER PACKAGE SIZE PERMITS.
- GENERAL TOLERANCES: ±0.25 ALL ONE PLACE DIMENSIONS, ±0.15 ALL TWO PLACE DIMENSIONS, AND ±0.5° ALL ANGULAR DIMENSIONS.
- 0.3MM MAXIMUM RADIUS PERMISSIBLE ON EDGES AND FILLETS SHOWN AS SHARP FOR PLASTIC PARTS.
- PARTS ARE TO BE FREE OF SCRATCHES, DISCOLORATION, SALT RESIDUE OR OTHER IMPERFECTIONS THAT MAY AFFECT FUNCTION OR FIT OF PART.
- IDENTIFICATION LABEL MUST DISPLAY CUSTOMER PART NUMBER, SUPPLIER PART NUMBER, DATE CODE (YYYYMMDD), REVISION, AND LOGO.
- LEAD FREE, NO ROHS EXEMPTIONS.
- FINISHES: TERMINAL: SELECTIVE GOLD (Au) IN THE CONTACT AREA; THICKNESS = 0.75 MICROMETER (30 MICROINCH) MINIMUM OVER NICKEL (Ni) OVERALL; THICKNESS = 1.25 MICROMETER (50 MICROINCH) MINIMUM.



LABEL FORMAT

LAST LETTER OF DATE CODE 'X':  
 'D'= DAY SHIFT, 'N'= NIGHT SHIFT  
 BAR CODE = MOLEX MATERIAL NUMBER

UPDATED PLUG HSG EC NO: CPG2013-2725 DRAWN BY: J. REEVES CHECKED BY: J. REEVES APPROVED BY: K. MONROE DATE: 2013/03/05 DATE: 2013/03/05 DATE: 2010/03/08	QUALITY SYMBOLS ∇=0 ∇=0 ∇=0	GENERAL TOLERANCES (UNLESS SPECIFIED)		DIMENSION STYLE MM ONLY		SCALE 2:1	DESIGN UNITS METRIC	THIRD ANGLE PROJECTION
		4 PLACES ±---+ 3 PLACES ±---+ 2 PLACES ±---+ 1 PLACE ±---+ 0 PLACE ±---+	mm INCH ±--- ±--- ±--- ±--- ±--- ±--- ±--- ±--- ±--- ±---	DRAWN BY J. REEVES DATE 2007/09/11	CHECKED BY J. REEVES DATE 2007/09/11	APPROVED BY K. MONROE DATE 2010/03/08	MATERIAL NO. SEE CHART	DOCUMENT NO. SD-111020-2000
DRAFT WHERE APPLICABLE MUST REMAIN WITHIN DIMENSIONS								

1394 CABLE ASSEMBLY  
 MINI-B INLINE RECEPTACLE  
 TO MINI-B PLUG STRT

**molex**