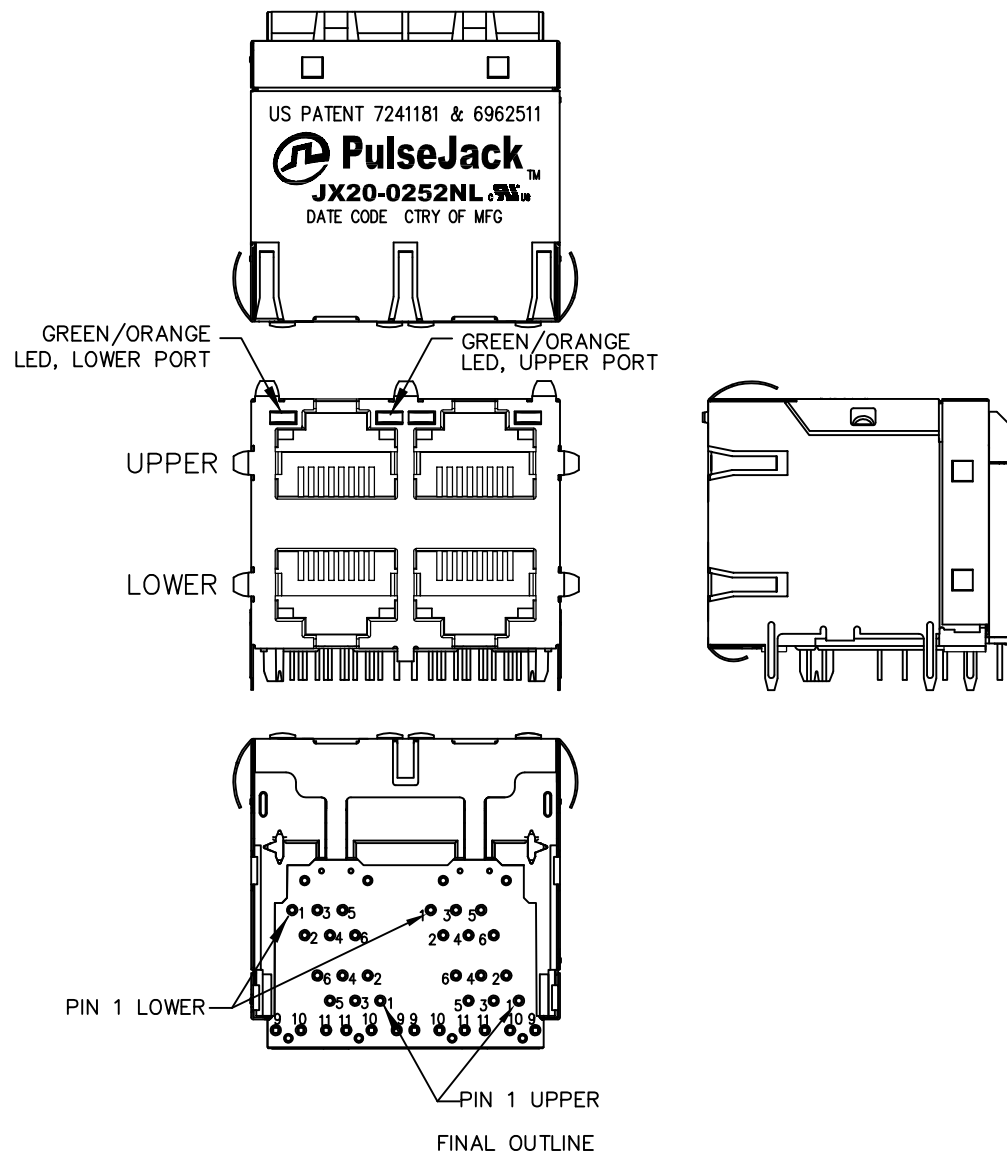


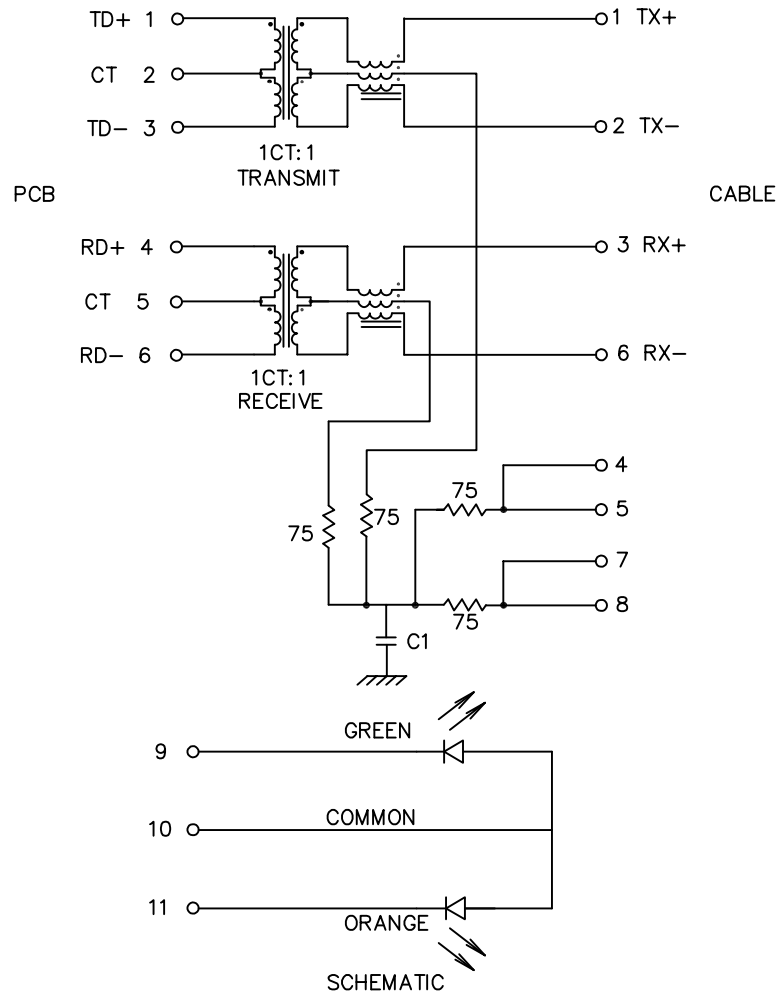
NOTES:

1. ROHS COMPLIANT
2. PLASTIC HOUSING: THERMOPLASTIC MATERIAL WITH FLAMMABILITY RATING UL 94V-0 OR BETTER.
3. CONTACTS PLATING: 50 MICROINCHES GOLD PLATING..
4. CONTACTS BASE MATERIAL: PHOSPHOR BRONZE
5. CONTACTS UNDERPLATE: 30-50 MICROINCHES DUCTILE NICKEL.
6. SOLDER TAIL PLATING : 200-500 MICROINCHES 100% TIN, MATTE FINISH.
7. METAL SHIELD: NICKEL PLATING ON COPPER ALLOY.
8. JACK CAVITY CONFORMS TO FCC RULES AND REGULATIONS PART 68 SUBPART F.
9. PCB PLATING: HASL (TOP PCB), ENIG (BOTTOM PCB)
10. STORAGE TEMPERATURE: -50°C TO +125°C
11. COMPLIANCE TO J-STD:
 - A. J-STD-002: SOLDERABILITY AT 245°C DIP AND LOOK TEST
 - B. J-STD-020: LEVEL 1, NO MOISTURE SENSITIVE
 - C. J-STD-075: W2, 270°C MAXIMUM THROUGH WAVE SOLDER



© Copyright, 2015. Pulse Electronics Corp. All rights reserved. Pulse confidential & proprietary. (12/15/15)

PRODUCT DESCRIPTION	TLA DRAWING	PS DRAWING	SHEET	PART NO.	DATASHEET REV.
CONN,RJ45,2X2,100D,1:1,TY	JX20-0252NL-10	PS-2710.001-A	1 OF 5	JX20-0252NL	A



NOTE: SINGAL PINS 7 AND PIN 8 ARE NOT POPULATED

ELECTRICAL CHARACTERISTICS AT +25°C UNLESS OTHER SPECIFIED
MEETS IEEE 802.3 SPECIFICATION

PARAMETER	SPECIFICATIONS		
OPERATING TEMP	-40°C TO +85°C		
URNS RATIO	1 : 1 ±2%		
POLARITY	PER SCHECMATIC		
INSERTION LOSS	100 KHz	1-125 MHz	
	-1.2 dB MAX	-0.2-0.002*f ^{1.4} dB MAX	
RETURN LOSS (Z _{out} = 100 OHM ±15%)	1-30 MHz	30-60 MHz	60-80 MHz
	-16 dB MIN	-10+20*LOG ₁₀ (f/60 MHz) dB MIN	-10 dB MIN
	INDUCTANCE (OCL) (MEDIA SIDE, -40°C~+85°C)		
350 uH MIN		(MEASURED AT 100 KHz, 100 mVRMS) AND WITH 8 mA DC BIAS	
CROSSTALK, ADJACENT CHANNELS	1 MHz	10-100 MHz	
	-50 dB MIN	-55+22*LOG ₁₀ (f/10) dB MIN	
COMMON MODE REJECTION RATIO	2 MHz	30-200 MHz	
	-50 dB MIN	-15+20*LOG ₁₀ (f/200) dB MIN	
DC RESISTANCE, 1/2 WINDING	0.65 OHM MAX		
DC RESISTANCE, IMBALANCE	±.065 OHMS MAX (CENTER TAP SYSMETRY)		
ISOLATION	INPUT - OUTPUT	2250 VDC MIN FOR 60 SECONDS	
	SIGNAL PINS (1-6) TO SHIELD	1000 VDC MIN FOR 60 SECONDS	
	PORT - PORT	1500 VAC MIN FOR 60 SECONDS	


NOTE: f IS FREQUENCY IN MHZ.

LED ELECTRICAL SPECIFICATIONS		
EMMITTED COLOR	GREEN	ORANGE
WAVE LENGTH (I _f = 20 mA)	570 nm	605 nm
BRIGHTNESS - (mcd) I _f - (mA)	6 TYP. 20	8 TYP. 20
VIEWING ANGLE	100°	100°
POWER DISSIPATION (P _d)	70 mW MAXIMUM	60 mW MAXIMUM
FORWARD VOLTAGE (V _f) (I _f = 20 mA)	2.8 V MAXIMUM 2.2 V TYP.	2.8 V MAXIMUM 2.1 V TYP.

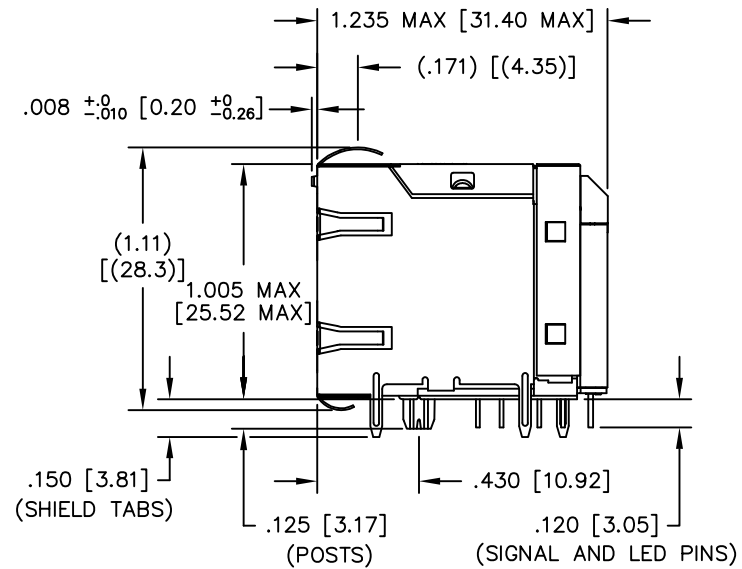
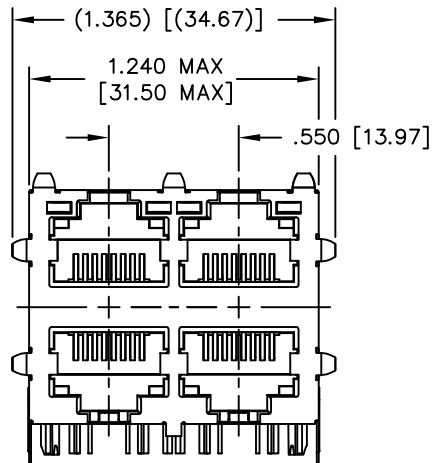
NOTE: PER VENDOR'S SPECIFICATION

© Copyright, 2015. Pulse Electronics Corp. All rights reserved. Pulse confidential & proprietary. (12/15/15)

PRODUCT DESCRIPTION	TLA DRAWING	PS DRAWING	SHEET	PART NO.	DATASHEET REV.
CONN,RJ45,2X2,100D,1:1,TY	JX20-0252NL-10	PS-2710.001-A	2 OF 5	JX20-0252NL	A



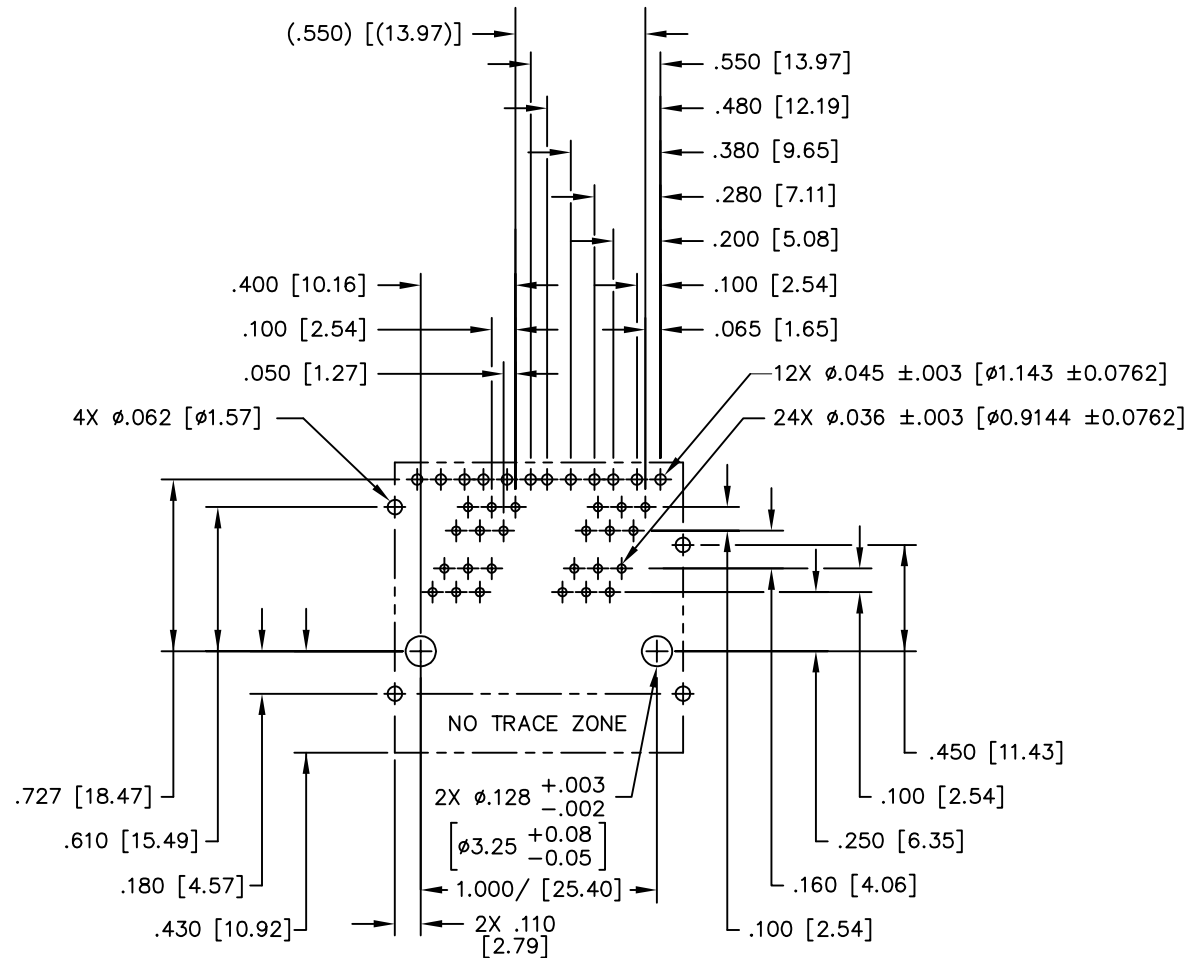
$\frac{1}{4}$.025
[0.63]
4 SURFACES



DIMENSIONS ARE IN INCHES [MILLIMETERS] WITH THE FOLLOWING TOLERANCES: [MILLIMETERS] ARE FOR REFERENCE ONLY.
.XX= ±.02 [±0.5]
.XXX= ±.010 [±0.25]

© Copyright, 2015. Pulse Electronics Corp. All rights reserved. Pulse confidential & proprietary. (12/15/15)

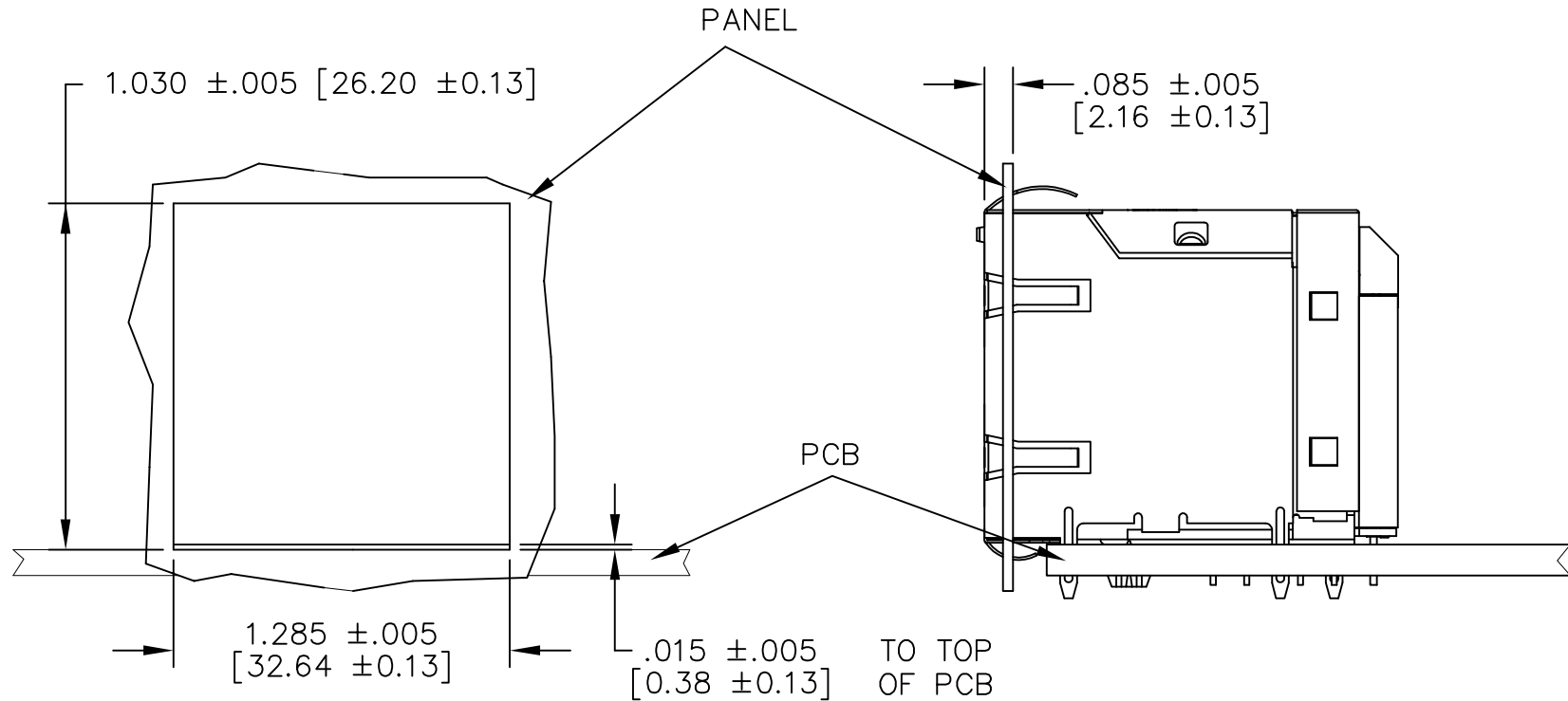
PRODUCT DESCRIPTION	TLA DRAWING	PS DRAWING	SHEET	PART NO.	DATASHEET REV.
CONN,RJ45,2X2,100D,1:1,TY	JX20-0252NL-10	PS-2710.001-A	3 OF 5	JX20-0252NL	A



DIMENSIONS ARE IN INCHES [MILLIMETERS] WITH THE FOLLOWING
TOLERANCES: [MILLIMETERS] ARE FOR REFERENCE ONLY.
.XX= ±.02 [±0.5]
.XXX= ±.010 [±0.25]

© Copyright, 2015. Pulse Electronics Corp. All rights reserved. Pulse confidential & proprietary. (12/15/15)

PRODUCT DESCRIPTION	TLA DRAWING	PS DRAWING	SHEET	PART NO.	DATASHEET REV.
CONN,RJ45,2X2,100D,1:1,TY	JX20-0252NL-10	PS-2710.001-A	4 OF 5	JX20-0252NL	A



SUGGESTED PANEL CUTOUT

DIMENSIONS ARE IN INCHES [MILLIMETERS] WITH THE FOLLOWING TOLERANCES: [MILLIMETERS] ARE FOR REFERENCE ONLY.
.XX= ±.02 [±0.5]
.XXX= ±.010 [±0.25]

© Copyright, 2015. Pulse Electronics Corp. All rights reserved. Pulse confidential & proprietary. (12/15/15)

PRODUCT DESCRIPTION	TLA DRAWING	PS DRAWING	SHEET	PART NO.	DATASHEET REV.
CONN,RJ45,2X2,100D,1:1,TY	JX20-0252NL-10	PS-2710.001-A	5 OF 5	JX20-0252NL	A