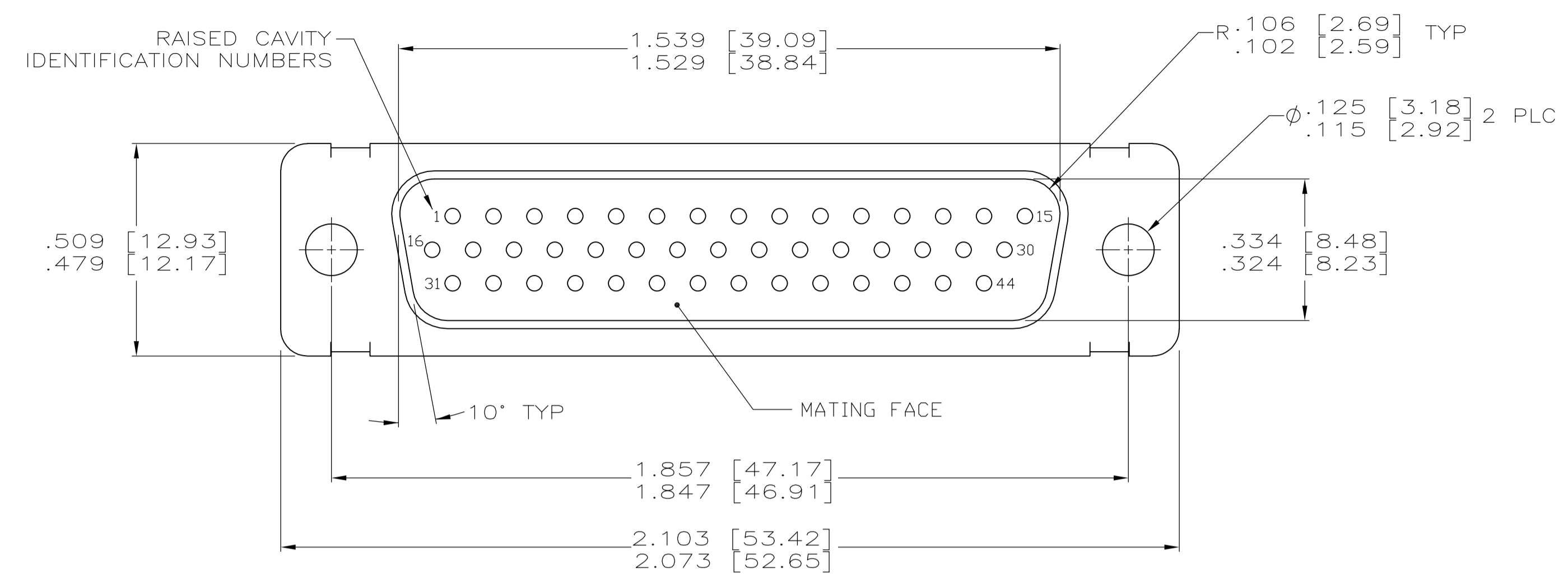
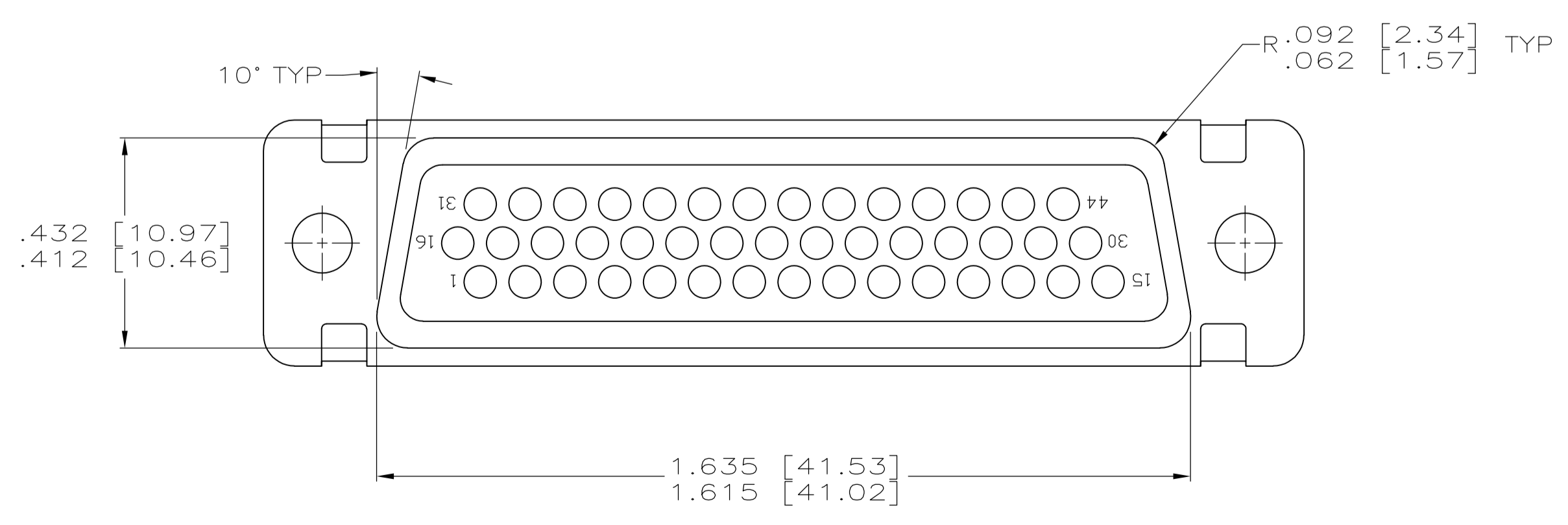
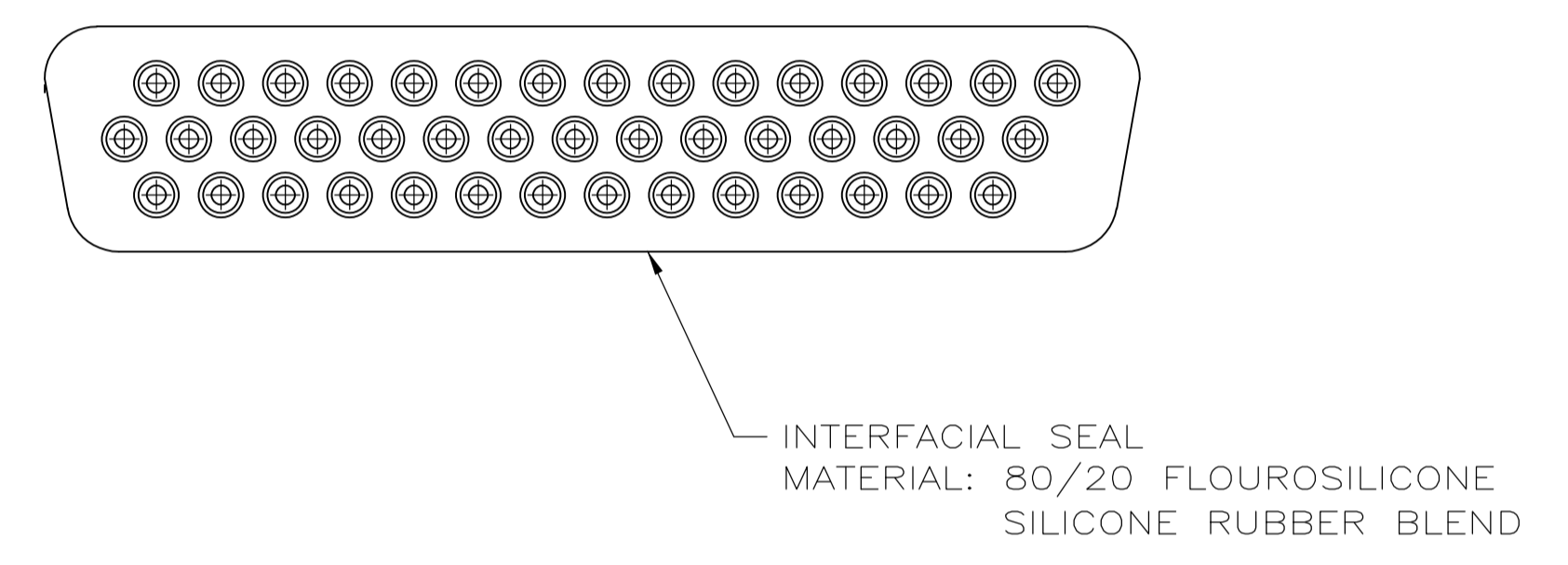
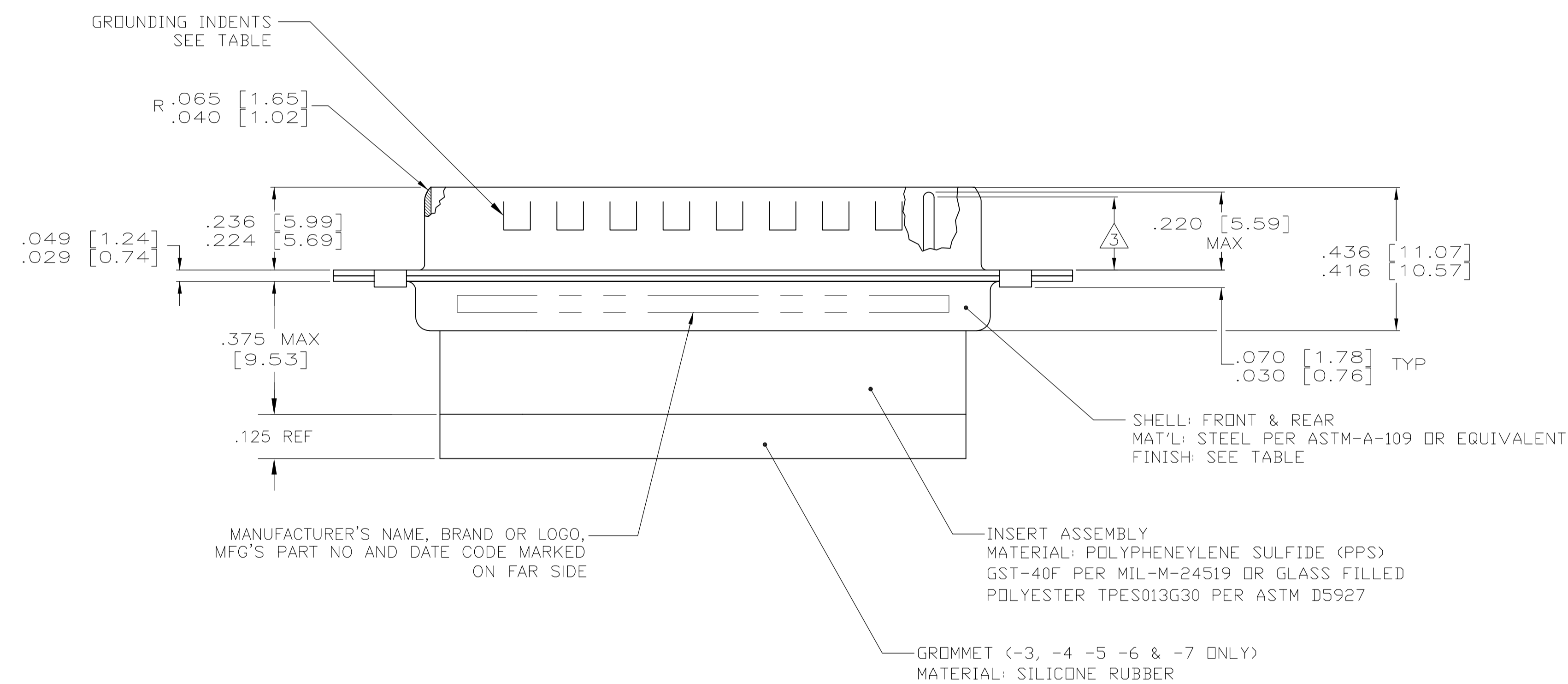


REVISONS		DATE	BY	APP'D
NO.	DESCRIPTION			
E	REV PER ECO-12-020438	05DEC12	PY	RL



- THIS CONNECTOR ASSEMBLY IS SUPPLIED WITH METAL CONTACT RETENTION CLIPS INSTALLED IN THE INSERT ASSEMBLY.
- THIS CONNECTOR ASSEMBLY MEETS THE REQUIREMENTS OF MIL-C-24308 AND MATES WITH ANY RECEPTACLE CONNECTOR WITH THE SAME INSERT ARRANGEMENT.
- FULL PIN DIAMETER EXTENSION IS .155 [3.94] MIN. CONTACT NOT INSTALLED - SHOWN FOR DIMENSIONAL REFERENCE ONLY.
- FOR CONNECTOR ASSEMBLIES W/O CONTACTS, USE TE PART NUMBER 204370-2 MUST BE ORDERED SEPARATELY
- THIS CONNECTOR ASSEMBLY IS DESIGNED TO ACCEPT SIZE 22 CRIMP TYPE PIN CONTACT MILITARY PART NUMBER M39029/58-360 (TE PART NUMBER 204370-2). FOR ALTERNATE CONTACT OPTIONS CONSULT THE CATALOG.
- MAXIMUM WIRE INSULATION TO BE USED WITH THIS CONNECTOR ASSEMBLY IS .054 [1.37] DIAMETER.
- FOR CONTACT CRIMPING INSTRUCTION SHEET REFER TO TE 408-7516 FOR CONTACT INSTALLATION AND REMOVAL INSTRUCTION SHEET REFER TO TE 408-7516
- FINISH: BRIGHT TIN PER ASTM-B-545, .000400-.000550 THK OVER COPPER PER AMS2418, .000050 MIN THK.
- FINISH: CADMIUM PER QQ-P-416, TYPE II, CLASS 2 OVER COPPER PER AMS2418, CLASS 4.
- EPOXY IS APPLIED BETWEEN FRONT AND REAR SHELLS AND INSERT.



REMARKS	GROUNDING INDENTS	SHELL FINISH	GROMMET	CONTACTS	INTERFACIAL SEAL	PART NUMBER
PRELIMINARY	YES	9	YES	NO	1	2101305-7
PRELIMINARY	NO	9	YES	NO	1	2101305-6
PRELIMINARY	NO	9	YES	YES	1	2101305-5
PRELIMINARY	YES	8	YES	YES	1	2101305-4
PRELIMINARY	YES	8	YES	NO	1	2101305-3
PRELIMINARY	--	8	NO	NO	1	2101305-2
PRELIMINARY	YES	8	NO	YES	1	2101305-1

THIS DRAWING IS A CONTROLLED DOCUMENT.

APPROVED BY: YEAGER 28JAN10
 CHECKED BY: R. LEASE 29JAN10
 RELEASED BY: R. LEASE 29JAN10

NAME: KIT, AMPLIMITE PLUG ASSY WITH INTERFACIAL SEAL SERIES 90, SHELL SIZE 3

PRODUCT SPEC: MIL-C-24308

APPLICATION SPEC: --

SIZE: A1

WEIGHT: --

CAGE CODE: 00779

DRAWING NO: 2101305

RESTRICTED TO: --

CUSTOMER DRAWING

SCALE: 4:1

SHEET: 1 OF 1

REV: E